

WRESTLING



JAVELINA FOOTBALL
MEDIA GUIDE

PROTECT
THE
VILLAGE



TABLE OF CONTENTS

OUTLOOK	5-11
QUICK FACTS	7
SPORTS INFORMATION STAFF	8
2019 OPPONENTS	9
2019 ROSTER	10
POSITIONAL BREAKDOWN	11
2019 JAVELINAS	13-30
RETURNERS	13-24
SENIORS	13
JUNIORS	16
SOPHOMORES	20
NEWCOMERS	25-30
COACHES	32-38
DAREN WILKINSON	32
JAVELINA COACHING HISTORY	35
ASSISTANT COACHES	37-38
2018 IN REVIEW	40-59
OVERVIEW	40
SUPERLATIVES	46
SCORING & BIG PLAYS	47
PARTICIPATION	48
GAME-BY-GAME STARTERS & LEADERS	49
INDIVIDUAL GAME-BY-GAME	50
GAME SUMMARIES	54
HISTORY	61-87
JAVELINAS IN THE PRO FOOTBALL HALL OF FAME	61
JAVELINAS IN THE NFL DRAFT	64
NFL DRAFTEES	64
JAVELINAS IN THE NFL	65
JAVELINAS IN THE COLLEGE FOOTBALL HALL OF FAME	66
ALL-TIME AWARDS	67
ALL-TIME LETTERWINNERS	77
CAPTAIN HISTORY	87
RECORDS	89-128
YEAR-BY-YEAR RESULTS	89
ALL-TIME SERIES RECORDS	100
ALL-TIME SERIES AT A GLANCE	116
PASSING	118
OVERALL & ALL-PURPOSE	119
RUSHING	120
RECEIVING	121
DEFENSE	122
SCORING	123
SPECIAL TEAMS	124
TEAM SINGLE-SEASON	126
INDIVIDUAL & TEAM GAME RECORDS	127
MISCELLANEOUS RECORDS & NOTES	128

PROTECT
THE
VILLY



JAVELINA FOOTBALL
PROTECT
THE
VILLY



JAVELINANATION

2019 SCHEDULE

	SAGINAW VALLEY STATE SEPTEMBER 7 • 7 P.M. • PEPSI FIELD AT JAVELINA STADIUM
	SUL ROSS STATE SEPTEMBER 14 • 7 P.M. • PEPSI FIELD AT JAVELINA STADIUM
	ANGELO STATE* SEPTEMBER 21 • 7 P.M. • PEPSI FIELD AT JAVELINA STADIUM
	AT EASTERN NEW MEXICO* SEPTEMBER 28 • 7 P.M. • PORTALES, N.M.
	A&M-COMMERCE* OCTOBER 5 • 7 P.M. • PEPSI FIELD AT JAVELINA STADIUM
	WESTERN OREGON OCTOBER 12 • 7 P.M. • PEPSI FIELD AT JAVELINA STADIUM
	AT MIDWESTERN STATE* OCTOBER 19 • 7 P.M. • WICHITA FALLS, TEXAS
	TARLETON* OCTOBER 26 • 7 P.M. • PEPSI FIELD AT JAVELINA STADIUM
	AT WESTERN NEW MEXICO* NOVEMBER 2 • 7 P.M. • SILVER CITY, N.M.
	WEST TEXAS A&M* NOVEMBER 9 • 7 P.M. • PEPSI FIELD AT JAVELINA STADIUM
	AT UT PERMIAN BASIN* NOVEMBER 16 • 6 P.M. • ODESSA, TEXAS

2018 OVERALL 4-7

HOME 4-3 • **AWAY** 0-4

2018 LONE STAR CONFERENCE 2-6

HOME 2-2 • **AWAY** 0-4

#GOJAVELINAS

2018 IN REVIEW

- The Texas A&M-Kingsville football program enters its fifth year with head coach Daren Wilkinson at the helm
- TAMUK finished with a 4-7 overall, 2-6 LSC record in 2018, the second year in a row to end with such a record
- The Javelinas faced No. 1 A&M-Commerce on August 30 to start the season as part of the NCAA Division II Showcase on ESPN and fell in double overtime to the Lions at 37-36
- The second game turned into a 52-10 win over Texas Wesleyan on September 8 in the 2018 home opener
- The Hogs dropped consecutive LSC games on September 15 against Angelo State (L, 30-14) and September 22 against Eastern New Mexico (L, 31-14)
- A 33-30 win over New Mexico Highlands on September 29 snapped the losing streak, but the Javelinas were unable to maintain their momentum en route to a 13-7 loss to Western Oregon
- TAMUK drove down to the WOU 11 with less than three minutes to play but failed to extend the drive and came away with the loss
- The LSC schedule resumed against No. 12 Midwestern State on October 13 as the visiting Mustangs took the win at 69-14 at Pepsi Field at Javelina Stadium
- The Hogs paid a visit to No. 9 Tarleton the following week on October 20 and fell 59-21
- The first LSC win of the year came courtesy of a 37-34 win over Western New Mexico on October 27 on Homecoming
- TAMUK had a chance to take a win over West Texas A&M on November 3 with a 31-28 lead and 2:20 remaining in the game, but the Buffs went ahead at the 1:21 mark and intercepted a pass on the very next drive to hand over the loss
- The 2018 schedule came to a close with a 24-21 win over UT Permian Basin on November 10 as senior Sean Landez sealed the win by intercepting a pass from Kameron Mathis with three seconds remaining at the Javelinas' 19 yard line
- 12 Hogs gathered All-LSC accolades with senior Torrey Thomas as the lone first team selection while Brent Hertel was named to the All-LSC second team
- 10 Javelinas were named All-LSC honorable mention: Brandon Jones, Tre'Michael Tutt, Jordan Semanat, Payton Hendrix, Devonte Williams, Sean Landez, Koy Detmer Jr., Nick Pelrean, Tyler Wilson and Julio De La Garza
- Hertel was also named to the Don Hansen All-Super Region IV second team and All-America honorable mention team
- Devonte Williams was invited to the Green Bay Packers rookie minicamp in the spring, while former Javelina tight end Stehly Reden signed a professional contract with the San Antonio Commanders of the now-defunct Alliance of American Football
- Reden also received an invite to the Indianapolis Colts camp
- Wilkinson announced 26 newcomers on National Signing Day on February 2, nine of which transferred from other institutions

2019 JAVELINA FOOTBALL MEDIA GUIDE

2019 SCHEDULE NOTES

- The Javelinas will spend five of the first six weeks at home with the season opener taking place on September 7 at Pepsi Field at Javelina Stadium against Saginaw Valley State
- TAMUK will face Sul Ross State on September 14 for the second week of the season
- Sul Ross was formerly a member of the LSC from 1950-88
- The LSC opener will be at home against Angelo State on September 21 for the annual Hall of Fame and Champions Weekend
- ASU faced Central Oklahoma in the C.H.A.M.P.S. Heart of Texas Bowl on December 1, 2018, and fell 41-34 to the Bronchos
- The first LSC road contest will take place on September 28 against Eastern New Mexico
- The Javelinas return to Pepsi Field at Javelina Stadium on October 5 against A&M-Commerce
- A&M-C advanced to the second round of the 2018 NCAA Division II Football Playoffs and fell to LSC foe Tarleton, 34-28
- Western Oregon will make a return trip to Kingsville on October 12
- The Javelinas will head out on the road on October 19 against Midwestern State
- The Mustangs advanced to the NCAA Division II Football Playoffs for three straight years from 2015-17 and clinched the LSC Championship in 2017
- Tarleton makes the trek to Kingsville on October 26
- TSU were crowned the 2018 LSC Championships with an 8-0 record in conference play
- The Texans advanced to the quarterfinals of the 2018 NCAA Division II Football Playoffs before falling to MSU-Mankato on December 1 at 13-10
- Two of the final three weeks will be spent on the road, starting with a contest against Western New Mexico in Silver City, N.M., on November 2
- The final home game will take place on November 9 against West Texas A&M
- The final regular season game will take place on November 16 against UT Permian Basin in Odessa, Texas

YEAR FIVE OF THE WILKINSON ERA

- Through five seasons with head coach Daren Wilkinson at the helm, the Javelinas have compiled a 19-26 overall record with a 10-21 mark in Lone Star Conference games
- TAMUK finished seventh in the LSC in 2018 with a 2-6 record, the third year the program has finished seventh in the standings
- Wilkinson was the 2016 LSC Coach of the Year after the team went 9-3 overall, 6-3 in LSC games, and defeated No. RV Southern

Arkansas in the Agent Barry Live United Bowl on December 3 at 24-17

- Wilkinson was the offensive coordinator for Colorado State-Pueblo from 2013-14, and helped lead the program to the 2014 NCAA Division II National Championship

YEAR-BY-YEAR BREAKDOWN

Year	Record (LSC)	Postseason
2015	2-9, 0-6 LSC (7th)	N/A
2016	9-3, 6-3 LSC (3rd)	1-0
2017	4-7, 2-6 LSC (7th)	N/A
2018	4-7, 2-6 LSC (7th)	N/A
Overall	19-26, 10-21 LSC	1-0

OFFENSIVE MEASURES

- The Javelinas return four starters on offense from the 2018 team:
 - Koy Detmer Jr. - QB - 11 GP / 11 GS
 - Aaron Dilworth - WR - 11 GP / 11 GS
 - Joseph Partida - OL - 8 GP / 7 GS
 - Kyle Kinyo - OL - 11 GP / 8 GS
- The seven starters on offense who will not return for 2019 include:
 - Jeff Carr - RB - 11 GP / 11 GS
 - Mando Castillo - OL - 11 GP / 8 GS
 - Roe Posada - TE - 6 GP / 6 GS
 - Torrey Thomas - TE - 11 GP / 11 GS
 - Tyler Wilson - WR - 10 GP / 6 GS
 - Narciso Grimaldo - OL - 7 GP / 7 GS
 - Justin Johnson - OL - 11 GP / 10 GS
- Detmer Jr. directed the offense as the play-caller and finished with 2347 passing yards on a 60.1 completion percentage with 21 touchdowns
- The top two targets in the passing game were Wilson and Dilworth who finished with a combined 87 catches for 1141 yards and nine touchdowns
- Wilson led the team with 45 catches for 601 yards and two scores, while Dilworth added 42 grabs for 540 yards and a team-high seven touchdowns
- Hertel primarily served as a blocking tight end but did finish with 11 catches for 84 yards and one score
- Posada was a constant target through the air as he finished with 19 catches for 141 yards and one touchdown
- Thomas rounded out the receiving corps with 29 catches for 217 yards and two touchdowns
- Carr was part of the 1-2 punch on the ground alongside Nick Pelrean as the duo combined for 1223 yards and eight scores
- Pelrean totaled 752 yards on 134 carries and five touchdowns, while Carr added 471 yards on 110 rushes and three scores

DEFENSE MECHANISMS

- TAMUK returns six starters on defense from the 2018 team:
 - Caleb Valentine - DL - 10 GP / 9 GS
 - Shawn Sims - DL - 11 GP / 10 GS
 - Vaughn Taylor - DL - 11 GP / 11 GS
 - Jalen Harrison - LB - 11 GP / 11 GS
 - Tre'Michael Tutt - LB - 11 GP / 11 GS
 - Jordan Semanat - DB - 11 GP / 9 GS
- The four starters on defense who will not

return for 2019 include:

- Brandon Jones - DL - 11 GP / 11 GS
- Devonte Williams - DB - 11 GP / 11 GS
- Sean Landez - DB - 11 GP / 10 GS
- Payton Hendrix - DB - 11 GP / 11 GS
- Aaron Jackson - DB - 11 GP / 11 GS
- Tutt led the defense with 89 tackles, 49 solo and 12 for loss, alongside two sacks and a forced fumble
- Jones had a team-high 17 tackles for loss, 67 total and 34 solo, and finished with a team-best 6.5 sacks to go with 26 QB hurries, two forced fumbles, two fumble recoveries and one touchdown
- Jones finished his career as the program's all-time tackles for loss leader as he posted 54.5 over his four-year career and finished third on the program leaderboards with 26.5 sacks
- Hendrix and Valentine rounded out the top four sports with 65 and 61 tackles, respectively
- Valentine added 4.5 sacks opposite Jones on the defensive line
- Williams totaled two interceptions and three fumble recoveries in 2018 to go with 56 tackles, 26 solo and six for loss
- Semanat, along with Nick Stiff, led the defense with three interceptions each
- Semanat had one of TAMUK's three defensive touchdowns in 2018, along with Jones and Dynamite-Jones Fa'agata

SPECIALIZED TOOLS

- The Hogs will not return 2018 kicker/punter Julio De La Garza
- De La Garza finished the 2018 season with an average distance of 36.06 yards on 68 punts, including 24 inside the 20 yard line and five in excess of 50 yards
- His season-long punt of 58 yards came at home against Eastern New Mexico on September 22
- The Brownsville, Texas, native was 9-for-15 on field goal attempts with a season-long of 45 yards on the road against A&M-Commerce on August 30
- De La Garza was a perfect 5-for-5 on field goal attempts under 29 yards in distance
- The senior kicker was 1-for-3 on field goals from 30-39 yards and 3-for 6 on distances from 40-49 yards
- De La Garza also took over kickoff duties and totaled 54 on the year with an average distance of 57.5 yards, including 13 touchbacks
- De La Garza finished his four-year career on the program leaderboards in several categories:
 - PATs made: Fourth - 156
 - PAT conversion: Third - 97.9%
 - FG made: Second - 41
- De La Garza had a consecutive PATs made streak snapped at 101 following his first attempt in the 37-34 win over Western New Mexico on October 27

QUICK FACTS

GENERAL

Location.....	Kingsville, Texas
Founded.....	1917, opened 1925
Enrollment.....	8,538
Affiliation.....	NCAA Division-II
Conference.....	Lone Star Conference
Nickname.....	Javelinas
Colors.....	Blue and Gold
Mascot.....	Porky
President.....	Mark A. Hussey, Ph.D.
Executive Dir. for Athletics and Campus Recreation..	Steve Roach
Senior Assoc. A.D. / Head Athletic Trainer.....	Ruben Cantu
Assoc. A.D. for Corporate Sponsorship.....	Joe Biedron
Asst. A.D. for Financial Operations.....	Valerie Hoops
Asst. A.D. for Compliance and Academics / SWA ...	Hanna Lantz
Faculty Athletic Representative.....	Manuel Flores, Ed.D.
Website.....	JavelinaAthletics.com
Home Facility.....	Javelina Stadium (opened 1950)
Capacity.....	12,500
Surface.....	Field Turf
Stadium Record.....	324-119-8*
Postseason Record.....	24-6*
	*not including vacated wins from 96-99
Press Box Phone.....	(361) 593-2594

SPORTS INFORMATION

Asst. A.D. for Sports Information.....	Jon Montoya
Office Phone.....	(361) 593-2870
Cell Phone.....	(720) 334-1602
Email.....	jonathan.montoya@tamuk.edu
Asst. Sports Information Director.....	Mark Inserra
Office Phone.....	(361) 593-4876
Cell Phone.....	(973) 896-5656
Email.....	mark.inserra@tamuk.edu
Coordinator for External Relations.....	Fred Nuesch
Marquee Coordinator.....	Chris Brown
Sports Information Intern.....	Ryan Smith
Mailing Address.....	MSC 202, 700 University Blvd Kingsville, Texas 78363

JAVELINA FOOTBALL SOCIAL MEDIA

Facebook.....	/JavelinaFootball
Twitter.....	@JavelinaFB
Instagram.....	@javelinafb
YouTube.....	JavelinaAthletics
Website.....	JavelinaAthletics.com

FOOTBALL HISTORY

First Year.....	1925
All-Time Record.....	577-317-16*
All-Time Playoff Appearances.....	27*
First Year in Lone Star Conference.....	1954
LSC Championships (Last).....	22* (2009)
NCAA/NAIA Appearances (Last).....	20* (2010)
NAIA Championships (Last).....	Seven (1979)
	*not including vacated wins from 1996-99

FOOTBALL STAFF

Head Coach.....	Daren Wilkinson (fifth year)
Alma Mater.....	Colorado State, '97
TAMUK Record.....	19-26
Career Record.....	Same
Lone Star Record.....	10-21
Offensive Line Coach.....	Phil Serchia (fifth year)
Alma Mater.....	Colorado State, '09
Defensive Coordinator.....	Haskel Buff (second year)
Alma Mater.....	Southern Utah, '89
Tight Ends Coach.....	Parker Cundiff (fifth year)
Alma Mater.....	UTSA, '12
Defensive Line Coach.....	Byron Sanders (first year)
Alma Mater.....	West Texas A&M, '11
Wide Receivers Coach.....	Austin Gilmore (first year)
Alma Mater.....	Colorado State, '13
Cornerbacks Coach.....	Eddie Moten (second year)
Alma Mater.....	TAMUK, '03
Assistant Defensive Line Coach.....	Shane Pennix (first year)
Alma Mater.....	
Running Backs Coach.....	Chris Bolden (first year)
Alma Mater.....	
Assistant Safeties Coach.....	Darian Lindsey (first year)
Alma Mater.....	
Assistant Defensive Line Coach.....	Fletcher Jones (first year)
Alma Mater.....	McMurry, '15
Equipment Manager.....	David Rojas (first year)

TEAM INFORMATION

2018 Postseason.....	N/A
2018 Record.....	4-7
2018 LSC Record / Finish.....	2-6 / 7th
Letterwinners Returning / Lost.....	46 / 23
Offensive Starters Returning / Lost.....	4 / 7
Defensive Starters Returning / Lost.....	6 / 5
Specialists Returning / Lost.....	3 / 3
Newcomers.....	46

2018 HONOREES

Brent Hertel*.....	Don Hansen All-America honorable mention
	Don Hansen All-Super Region IV second team
	All-LSC second team
Torrey Thomas.....	All-LSC first team
Brandon Jones.....	All-LSC honorable mention
Tre' Michael Tutt*.....	All-LSC honorable mention
Jordan Semanat*.....	All-LSC honorable mention
Payton Hendrix.....	All-LSC honorable mention
Devonte Williams.....	All-LSC honorable mention
Sean Landez.....	All-LSC honorable mention
Koy Detmer Jr.*.....	All-LSC honorable mention
Nick Pelrean.....	All-LSC honorable mention
Tyler Wilson.....	All-LSC honorable mention
Julio De La Garza.....	All-LSC honorable mention
	* indicates returning for 2019

SPORTS INFORMATION STAFF



JON MONTOYA
ASSISTANT A.D. FOR SPORTS INFORMATION



MARK INSERRA
ASSISTANT SPORTS INFORMATION DIRECTOR



FRED NUESCH
COORDINATOR FOR EXTERNAL AFFAIRS



CHRIS BROWN
MARQUEE COORDINATOR



RYAN SMITH
SPORTS INFORMATION INTERN

MEDIA INFORMATION

The 2019 Texas A&M-Kingsville football media guide is a source of information intended for the news media. Additional information is available upon request from the Texas A&M-Kingsville Sports Information office. News releases and photographs will be made available to accredited members of the media. The TAMUK Sports Information office is located adjacent to Pepsi Field at Javelina Stadium and the James H. Clement Sports Performance Center.

MEDIA INTERVIEWS

Accredited members of the media requesting to interview individuals associated with the TAMUK Athletic Department, including, but not limited to, administrators, coaches, student-athletes and staff, must contact the TAMUK Sports Information office with the names of the requested interviewees and at least 24 hours advance noticed. The TAMUK Sports Information office will make every effort to fulfill the request, but individuals associated with the TAMUK Athletic Department are in no way guaranteed to be available for interview.

POSTGAME INTERVIEWS

Coaches and student-athletes will be made available to accredited members of the media following a cooldown period of 10-20 minutes following the conclusion of all TAMUK home athletic events. A limited number of student-athletes will be made available for interviews at the discretion of the coaching staff and TAMUK Sports Information office.

MEDIA CREDENTIALS

Credentials to cover Texas A&M-Kingsville home football games may be secured by contacting Jon Montoya, Assistant Athletic Director for Sports Information, at (361) 593-2870 or jonathan.montoya@tamuk.edu.

MEDIA PARKING

Limited media parking is available at Parking Lot 19 on the east side adjacent to Pepsi Field at Javelina Stadium on game days. Parking passes will be issued to accredited members of the media who request a working credential to cover TAMUK home football games.

PHOTOGRAPHY/VIDEOGRAPHY REGULATIONS

Accredited members of the media working in a photographer/videographer capacity may take pictures/video from the sidelines of Pepsi Field at Javelina Stadium. NCAA regulations forbid photographers/videographers from being between the 25-yard lines.

PRESS BOX

The press box at Pepsi Field at Javelina Stadium serves as the media center. Home and visiting radio are located on the lower row of the main room for the 2019 season. Visiting media may be seated on the top row of the press box. Food and drink will be made available for working members of the media.

POSTGAME WORK AREAS

Two working areas postgame are available for use at the press box at Pepsi Field at Javelina Stadium or at McCulley Hall located on the east side of the stadium.

INTERNET

Wireless internet access is available at all working areas of Pepsi Field at Javelina Stadium and at McCulley Hall.

PROFESSIONAL SCOUTS

Professional scouts are generally seated on the top row of the press box. Some seats may have partially obstructed views.

PRACTICES

Please contact a member of the Texas A&M-Kingsville Sports Information office for information on practices and student-athlete and coach availability

CREDITS

Content and layout by Jon Montoya. Editing by Jon Montoya, Mark Inserra and Ryan Smith. Cover and other designs by James Davila. Photo credit to Hugh Lieck unless noted otherwise.

2019 OPPONENTS

LONE STAR CONFERENCE

	Conference	Overall
Tarleton	8-0	12-1
A&M-Commerce	7-1	10-3
Midwestern State	6-2	8-2
West Texas A&M	4-4	6-5
Angelo State	4-4	6-6
Eastern New Mexico	4-4	5-6
Texas A&M-Kingsville	2-6	4-7
UT Permian Basin	1-7	2-9
Western New Mexico	0-8	0-10

LSC POSTSEASON RESULTS

C.H.A.M.P.S. Heart of Texas Bowl
Central Oklahoma 41, Angelo State 34

NCAA Playoffs First Round
Tarleton 58, Azusa Pacific 0
A&M-Commerce 33, Minnesota Duluth 17

NCAA Playoffs Second Round
Tarleton 34, A&M-Commerce 28

NCAA Playoffs Quarterfinals
Minnesota State 13, Tarleton 10

LSC FOOTBALL 2018 AWARDS

J.W. Rollins Award - Offensive Player of the Year
Layton Rabb, Midwestern State

Offensive Back of the Year
Xavier Turner, Tarleton

Receiver of the Year
Juwan Johnson, Midwestern State

Offensive Lineman of the Year
Deon Sheppard, Tarleton

Freshman of the Year
Tobias Harris, West Texas A&M

J.V. Sikes Award - Defensive Player of the Year
Markus Jones, Angelo State

Defensive Lineman of the Year
Markus Jones, Angelo State

Linebacker of the Year
Chris Hoad, UT Permian Basin

Defensive Back of the Year
Devin Hafford, Tarleton

Coach of the Year
Colby Carthel, A&M-Commerce



LONE STAR CONFERENCE



SAGINAW VALLEY STATE
CARDINALS (8-3, 5-3 GLIAC)



SUL ROSS STATE
LOBOS (1-9, 1-8 ASC)



ANGELO STATE
RAMS (6-6, 4-4 LSC)

Date	Opponent	Time (ET)
S7	at Texas A&M-Kingsville	8 pm
S14	TIFFIN	1 pm
S21	MICHIGAN TECH *	1:30 pm
S28	at Wayne State *	6 pm
O5	NORTHWOOD *	1 pm
O12	at Grand Valley State *	7 pm
O19	at Lindenwood	2 pm
O26	at Ferris State *	1 pm
N2	ASHLAND *	1 pm
N9	at Northern Michigan *	1 pm
N16	DAVENPORT *	1 pm

SID Eric Brookhouse
Email embrookh@svsu.edu
Series Record TAMUK, 1-0
Last Meeting September 20, 1980
Result at TAMUK 52, SVSU 0

Date	Opponent	Time (CT)
S7	HARDIN-SIMMONS *	6 pm
S14	at Texas A&M-Kingsville	7 pm
S21	at McMurry *	2 pm
S28	EAST TEXAS BAPTIST *	6 pm
O5	at Southwestern *	1 pm
O12	BYE	
O19	at Louisiana College *	6 pm
O26	TEXAS LUTHERAN *	6 pm
N2	at Howard Payne *	4 pm
N9	at Belhaven *	12 pm
N16	MARY HARDIN-BAYLOR *	12 pm

SID Derek Pollacchi
Email derek.pollacchi@sulross.edu
Series Record TAMUK, 29-7-1
Last Meeting October 18, 1975
Result TAMUK 50, at SRSU 26

Date	Opponent	Time (CT)
S5	WESTERN OREGON	6 pm
S14	SIMON FRASER	6 pm
S21	at Texas A&M-Kingsville *	7 pm
S28	MIDWESTERN STATE *	6 pm
O5	at Tarleton *	6 pm
O12	WESTERN NEW MEXICO *	4 pm
O19	at West Texas A&M *	4 pm
O26	UT PERMIAN BASIN *	4 pm
N2	at Adams State	2 pm
N9	at Eastern New Mexico *	6 pm
N16	A&M-COMMERCE *	4 pm

SID Preston Elwell
Email preston.elwell@angelo.edu
Series Record TAMUK, 33-19
Last Meeting September 15, 2018
Result at ASU 30, TAMUK 14



EASTERN NEW MEXICO
GREYHOUNDS (5-6, 4-4 LSC)



A&M-COMMERCE
LIONS (10-3, 7-1 LSC)



WESTERN OREGON
WOLVES (5-6, 4-4 GNAC)

Date	Opponent	Time (MT)
S7	MISSOURI S&T	6 pm
S14	at Colorado Mesa	7 pm
S21	at A&M-Commerce *	5 pm
S28	TEXAS A&M-KINGSVILLE *	6 pm
O5	at Midwestern State *	6 pm
O12	TARLETON *	6 pm
O19	at Western New Mexico *	6 pm
O26	WEST TEXAS A&M *	6 pm
N2	at UT Permian Basin *	5 pm
N9	ANGELO STATE *	6 pm
N16	at Western Oregon *	2:05 pm

SID Ryan Shumaker
Email ryan.shumaker@enmu.edu
Series Record TAMUK, 24-10
Last Meeting September 22, 2018
Result ENMU 31, at TAMUK 14

Date	Opponent	Time (CT)
S7	SELECCIÓN NUEVO LEÓN	6 pm
S14	at Western Oregon	3:05 pm
S21	EASTERN NEW MEXICO *	6 pm
S28	at Colorado State-Pueblo	7 pm
O5	at Texas A&M-Kingsville *	7 pm
O12	MIDWESTERN STATE *	6 pm
O19	at Tarleton *	6 pm
O26	WESTERN NEW MEXICO *	3 pm
N2	at West Texas A&M *	4 pm
N9	UT PERMIAN BASIN *	4 pm
N16	at Angelo State *	3 pm

SID Josh Manck
Email josh.manck@tamuc.edu
Series Record TAMUK, 38-26-1
Last Meeting August 30, 2018
Result at A&M-C 37, TAMUK 36 (20T)

Date	Opponent	Time (PT)
S7	at Angelo State	4 pm
S14	A&M-COMMERCE	1:05 pm
S21	at Azusa Pacific *	6:30 pm
S28	at Central Washington *	6 pm
O5	SIMON FRASER *	1:05 pm
O12	at Texas A&M-Kingsville	5 pm
O19	CENTRAL WASHINGTON *	1:05 pm
O26	MIDWESTERN STATE	1:05 pm
N2	at Simon Fraser *	1 pm
N9	AZUSA PACIFIC *	1:05 pm
N16	EASTERN NEW MEXICO	1:05 pm

SID Brian Kortz
Email kortzbr@mail.wou.edu
Series Record WOU, 3-0
Last Meeting October 6, 2018
Result WOU 13, at TAMUK 7



MIDWESTERN STATE
MUSTANGS (8-2, 6-2 LSC)



TARLETON
TEXANS (12-1, 8-0 LSC)



WESTERN NEW MEXICO
MUSTANGS (0-10, 0-8 LSC)

Date	Opponent	Time (CT)
S7	at Northwestern State	6 pm
S14	at Lindenwood	6 pm
S21	UT PERMIAN BASIN *	7 pm
S28	at Angelo State *	6 pm
O5	EASTERN NEW MEXICO *	7 pm
O12	at A&M-Commerce *	6 pm
O19	TEXAS A&M-KINGSVILLE *	7 pm
O26	at Western Oregon	3:05 pm
N2	at Tarleton *	2 pm
N9	WESTERN NEW MEXICO *	1 pm
N16	at West Texas A&M *	2 pm

SID Trey Reed
Email trey.reed@msutexas.edu
Series Record MSU Texas, 13-7
Last Meeting October 13, 2018
Result MSU Texas 69, at TAMUK 14

Date	Opponent	Time (CT)
S7	at Stephen F. Austin	6 pm
S14	DOANE	6 pm
S21	WEST TEXAS A&M *	6 pm
S28	at UT Permian Basin *	6 pm
O5	ANGELO STATE *	6 pm
O12	at Eastern New Mexico *	7 pm
O19	A&M-COMMERCE *	6 pm
O26	at Texas A&M-Kingsville *	7 pm
N2	MIDWESTERN STATE *	2 pm
N9	at William Jewell	1 pm
N16	at Western New Mexico *	1 pm

SID Nate Bural
Email bural@tarleton.edu
Series Record TAMUK, 22-11
Last Meeting October 20, 2018
Result at TSU 59, TAMUK 21

Date	Opponent	Time (MT)
S7	at Ottawa (AZ)	7 pm
S14	at Northern Arizona	5 pm
S21	CENTRAL WASHINGTON	12 pm
S28	at West Texas A&M *	4 pm
O5	UT PERMIAN BASIN *	6 pm
O12	at Angelo State *	3 pm
O19	EASTERN NEW MEXICO *	6 pm
O26	at A&M-Commerce *	2 pm
N2	TEXAS A&M-KINGSVILLE *	6 pm
N9	at Midwestern State *	12 pm
N16	TARLETON *	12 pm

SID Erin Perez
Email Erin.Perez@wnmu.edu
Series Record TAMUK, 3-1
Last Meeting October 27, 2018
Result at TAMUK 37, WNMU 34



WEST TEXAS A&M
BUFFALOES (6-5, 4-4 LSC)



UT PERMIAN BASIN
FALCONS (2-9, 1-7 LSC)

Date	Opponent	Time (CT)
S7	AZUSA PACIFIC	6 pm
S14	at William Jewell	3 pm
S21	at Tarleton *	6 pm
S28	WESTERN NEW MEXICO *	5 pm
O5	CENTRAL WASHINGTON	5 pm
O12	at UT Permian Basin *	6 pm
O19	ANGELO STATE *	4 pm
O26	at Eastern New Mexico *	7 pm
N2	A&M-COMMERCE *	4 pm
N9	at Texas A&M-Kingsville *	7 pm
N16	MIDWESTERN STATE *	2 pm

SID Tyson Jex
Email tjex@wtamu.edu
Series Record TAMUK, 18-15-1
Last Meeting November 3, 2018
Result at WT 35, TAMUK 31

Date	Opponent	Time (CT)
S7	WAYLAND BAPTIST	6 pm
S14	NORTHERN MICHIGAN	6 pm
S21	at Midwestern State *	7 pm
S28	TARLETON *	6 pm
O5	at Western New Mexico *	7 pm
O12	WEST TEXAS A&M *	6 pm
O19	at Chadron State	12 pm
O26	at Angelo State *	4 pm
N2	EASTERN NEW MEXICO *	6 pm
N9	at A&M-Commerce *	4 pm
N16	TEXAS A&M-KINGSVILLE *	6 pm

SID Ryan Haage
Email haage_r@utpb.edu
Series Record TAMUK, 3-0
Last Meeting November 10, 2018
Result at TAMUK 24, UTPB 21

2019 ROSTER

NUMERICAL ROSTER			ALPHABETICAL ROSTER						HOMETOWN (PREVIOUS SCHOOL)
#	NAME	POS	#	NAME	HT	WT	POS	YR	
1	Devlin Isadore	QB	94	David Alsip	6-3	245	DE	R-Fr.	Conroe, Texas (Caney Creek HS)
1	Michael Alvarez	DB	1	Michael Alvarez	5-11	195	DB	Sr.	Acres Homes, Houston (Navarro JC)
2	Ronnie LaRue	DB	76	Jared Arellano	6-2	250	OL	R-Fr.	Spring, Texas (Klein Collins HS)
3	Caleb Valentine	DL	61	Travis Arroyo	6-3	315	OL	R-Jr.	Pflugerville, Texas (UL-Monroe)
4	Jerome Smith	DB	30	Kris Barnes	6-2	230	RB	Sr.	Fort Worth, Texas (North Crowley HS)
5	Darrian Hambrick	WR	42	Lamar Beall	5-11	195	TE	R-Fr.	Woodsboro, Texas (Woodsboro HS)
6	Reggie Turner	WR	69	Dennis Berry III	6-3	285	OL	R-So.	San Antonio, Texas (John Jay HS)
7	Cade Dyal	QB	27	Amonte Bowen	5-10	210	RB	R-Fr.	Donna, Texas (Donna HS)
8	Josh Wilson	DB	31	Cameron Cauthen	6-1	215	DB	R-Fr.	Mont Belvieu, Texas (Barbers Hill HS)
9	Devin Milburn	WR	50	Jacob Clarkson	6-3	260	DE	Jr.	Houston Texas (Jersey Village HS)
10	Luis Lopez	RB	24	Amos Coleman III	5-10	175	DB	R-Fr.	Houston, Texas (Alief Elsik HS)
11	Alec Gonzalez	QB	37	Jimmar Davis	6-1	250	DE	R-Jr.	Willis, Texas (Willis HS)
12	Donte Ross	WR	14	Koy Detmer Jr.	5-11	175	QB	Sr.	Somerset, Texas (BYU)
13	Kason Franklin	DB	28	Jason Dumas	5-7	195	DB	R-Jr.	Katy, Texas (Blinn College)
14	Koy Detmer Jr.	QB	89	Heath Dunn	6-5	210	TE	R-Fr.	Poth, Texas (Poth HS)
15	Brent Hertel	TE	7	Cade Dyal	5-11	195	QB	R-Jr.	Kerrville, Texas (Kerrville Tivy HS)
16	Alan Smith	WR	40	Clay Engelhardt	5-9	200	LS	Fr.	San Antonio, Texas (Stevens HS)
18	Alec Lewis	LB	52	Jacob Fey	6-3	250	DE	R-Fr.	San Antonio, Texas (Southwest HS)
19	Javian Lewis	LB	13	Kason Franklin	5-11	190	DB	R-So.	Cypress, Texas (Cypress Wood HS)
21	Jordan Semanat	DB	90	Cody Gardner	6-1	285	DL	R-So.	Spring, Texas (Klein Oak HS)
22	Connor Perkins	WR	11	Alec Gonzalez	6-3	225	QB	R-Fr.	Galena Park, Texas (Galena Park HS)
24	Amos Coleman III	DB	47	Dylan Gonzalez	6-5	255	DE	R-So.	Pasadena, Texas (Pasadena Memorial HS)
25	Ryan Martinez	WR	29	Paul Guerra	5-9	185	RB	So.	Donna, Texas (Donna HS)
26	Jorren Pollard	DB	5	Darrian Hambrick	6-6	220	WR	R-Jr.	Nashville, Tenn. (Mt. San Antonio College)
27	Amonte Bowen	RB	39	Jalen Harrison	5-9	200	LB	R-Jr.	Crosby, Texas (Crosby HS)
28	Jason Dumas	DB	95	Xavier Henderson	6-2	300	DL	Fr.	Houston, Texas (Davis HS)
29	Paul Guerra	RB	15	Brent Hertel	6-1	230	TE	Sr.	Cypress, Texas (Cypress Falls HS)
30	Kris Barnes	RB	81	Josh Hockless	6-5	225	TE	Jr.	Baytown, Texas (Houston Baptist)
31	Cameron Cauthen	DB	70	Moses Horn III	6-1	290	OL	R-So.	Stafford, Texas (Stafford HS)
33	Nick Stiff	DB	1	Devlin Isadore	6-4	225	QB	Sr.	Houston, Texas (North Texas)
34	Tr'eMichael Tutt	LB	78	Christian Jones	5-9	275	DL	Sr.	Houston, Texas (Jersey Village HS)
35	Romario Perez	K	36	Karch Kaspar	6-3	180	P	R-Fr.	Brazoria, Texas (West Columbia HS)
36	Karch Kaspar	P	77	Kyle Kinyo	6-5	295	OL	R-So.	Spring, Texas (Klein Oak HS)
37	Jimmar Davis	DE	48	David Kypuros	6-2	220	LB	Fr.	Eagle Pass, Texas (Eagle Pass HS)
39	Jalen Harrison	LB	68	Derinic Landers	6-3	355	OL	Sr.	Dallas, Texas (Tyler JC)
40	Clay Engelhardt	LS	2	Ronnie LaRue	6-1	210	DB	Sr.	Dallas, Texas (Oklahoma)
41	Trent Sisco	P/PK	18	Alec Lewis	6-0	230	LB	R-So.	Crosby, Texas (Crosby HS)
42	Lamar Beall	TE	19	Javian Lewis	6-1	185	LB	Fr.	Houston, Texas (Davis HS)
43	Kyle Williams	TE	10	Luis Lopez	5-7	220	RB	R-Sr.	San Diego, Texas (Trinity Valley CC)
44	Mosese Moala	DL	25	Ryan Martinez	5-9	160	WR	R-So.	Kingsville, Texas (H.M. King HS)
45	David Sow	DL	9	Devin Milburn	5-10	180	WR	R-Sr.	Galveston, Texas (Houston Baptist)
46	Kai Youngberg	LB	44	Mosese Moala	6-1	220	DL	Jr.	Sacramento, Calif. (Mt. San Antonio College)
47	Dylan Gonzalez	DE	73	Joseph Partida	6-3	290	OL	R-Jr.	San Benito, Texas (San Benito HS)
48	David Kypuros	LB	35	Romario Perez	5-9	175	K	Fr.	Corpus Christi, Texas (Veterans Memorial)
49	Wendell Tuisaula	LB	22	Connor Perkins	5-8	160	WR	R-So.	Port Arthur, Texas (Nederland HS)
50	Jacob Clarkson	DE	26	Jorren Pollard	6-1	175	DB	Jr.	Houston, Texas (Tyler JC)
52	Jacob Fey	DE	84	Kevin Reynolds	6-1	205	WR	Jr.	Houston, Texas (Grambling State)
55	Omar Wilkins	OL	88	Walker Ring	6-4	225	TE	Fr.	La Vernia, Texas (La Vernia HS)
60	Evan Simonis	OL	79	Jorge Rios	6-4	330	OL	R-Jr.	Port Lavaca, Texas (Calhoun HS)
61	Travis Arroyo	OL	12	Donte Ross	6-1	185	WR	Sr.	Palmdale, Calif. (Kent State)
63	Nathan Sosa	OL	99	Sesi Salt	6-0	305	DL	Jr.	Salt Lake City, Utah (Eastern Arizona CC)
64	Dennis Wilburn	OL	21	Jordan Semanat	6-2	195	DB	Sr.	San Antonio, Texas (Dodge City CC)
68	Derinic Landers	OL	60	Evan Simonis	6-2	245	OL	R-Fr.	Helotes, Texas (Sandra Day O'Connor HS)
69	Dennis Berry III	OL	41	Trent Sisco	6-1	170	P/PK	R-So.	Tomball, Texas (Klein Oak HS)
70	Moses Horn III	OL	16	Alan Smith	6-4	185	WR	R-Jr.	Humble, Texas (Atascocita HS)

2019 ROSTER

NUMERICAL ROSTER				ALPHABETICAL ROSTER					HOMETOWN (PREVIOUS SCHOOL)
#	NAME	POS	#	NAME	HT	WT	POS	YR	
72	Richard Vargas	OL	4	Jerome Smith	5-10	175	DB	Jr.	New Orleans, La. (Fresno City College)
73	Joseph Partida	OL	63	Nathan Sosa	6-5	250	OL	R-Jr.	Castroville, Texas (Medina Valley HS)
74	Pesa Tupa	OL	45	David Sow	6-4	240	DL	R-Jr.	Dallas, Texas (Navarro College)
76	Jared Arellano	OL	33	Nick Stiff	6-0	200	DB	R-Jr.	Cypress, Texas (Cypress Ranch HS)
77	Kyle Kinyo	OL	92	Vaughn Taylor	6-2	270	DE	R-Sr.	Conroe, Texas (Conroe HS)
78	Christian Jones	DL	96	Ezrah Thibodeaux	6-3	245	DE	Fr.	Houston, Texas (Alief Taylor HS)
79	Jorge Rios	OL	49	Wendell Tuisaula	5-11	240	LB	Fr.	Soldotna, Alaska (Soldotna HS)
81	Josh Hockless	TE	74	Pesa Tupa	6-5	360	OL	Jr.	Belmont, Calif. (San Mateo College)
84	Kevin Reynolds	WR	6	Reggie Turner	5-9	160	WR	Sr.	Jonesville, La. (Oklahoma)
88	Walker Ring	TE	34	Tre'Michael Tutt	5-10	210	LB	R-Jr.	Channelview, Texas (Channelview HS)
89	Heath Dunn	TE	3	Caleb Valentine	6-1	260	DL	Sr.	Fulshear, Texas (Abilene Christian)
90	Cody Gardner	DL	72	Richard Vargas	6-1	290	OL	R-So.	Corpus Christi, Texas (Flour Bluff HS)
92	Vaughn Taylor	DE	64	Dennis Wilburn	6-4	325	OL	R-Fr.	Houston, Texas (Nimitz HS)
94	David Alsip	DE	55	Omar Wilkins	6-1	270	OL	R-Jr.	Houston, Texas (Elkins HS)
95	Xavier Henderson	DL	43	Kyle Williams	5-11	215	TE	Sr.	Katy, Texas (Katy HS)
96	Ezrah Thibodeaux	DE	8	Josh Wilson	5-9	185	DB	Sr.	Corpus Christi, Texas (Mary Carroll HS)
99	Sesi Salt	DL	46	Kai Youngberg	6-1	180	LB	R-Jr.	Corpus Christi, Texas (Flour Bluff HS)

POSITIONAL BREAKDOWN

OFFENSE

Offensive Line - 14

55	Omar Wilkins	6-1	270	R-Jr.	Houston, Texas
60	Evan Simonis	6-2	245	R-Fr.	Helotes, Texas
61	Travis Arroyo	6-3	315	R-Jr.	Pflugerville, Texas
63	Nathan Sosa	6-5	250	R-Jr.	Castroville, Texas
64	Dennis Wilburn	6-4	325	R-Fr.	Houston, Texas
68	Derinic Landers	6-3	355	Sr.	Dallas, Texas
69	Dennis Berry III	6-3	285	R-So.	San Antonio, Texas
70	Moses Horn III	6-1	290	R-So.	Stafford, Texas
72	Richard Vargas	6-1	290	R-So.	Corpus Christi, Texas
73	Joseph Partida	6-3	290	R-Jr.	San Benito, Texas
74	Pesa Tupa	6-5	360	Jr.	Belmont, Calif.
76	Jared Arellano	6-2	250	R-Fr.	Spring, Texas
77	Kyle Kinyo	6-5	295	R-So.	Spring, Texas
79	Jorge Rios	6-4	330	R-Jr.	Port Lavaca, Texas

Quarterback - 4

1	Devlin Isadore	6-4	225	Sr.	Houston, Texas
7	Cade Dyal	5-11	195	R-Jr.	Kerrville, Texas
11	Alec Gonzalez	6-3	225	R-Fr.	Galena Park, Texas
14	Koy Detmer Jr.	5-11	175	Sr.	Somerset, Texas

Running Back - 4

10	Luis Lopez	5-7	220	R-Sr.	San Diego, Texas
27	Amonte Bowen	5-10	210	R-Fr.	Donna, Texas
29	Paul Guerra	5-9	185	So.	Donna, Texas
30	Kris Barnes	6-2	230	Sr.	Fort Worth, Texas

Wide Receiver - 8

5	Darrian Hambrick	6-6	220	R-Jr.	Nashville, Tenn.
6	Reggie Turner	5-9	160	Sr.	Jonesville, La.
9	Devin Milburn	5-10	180	R-Sr.	Galveston, Texas
12	Donte Ross	6-1	185	Sr.	Palmdale, Calif.
16	Alan Smith	6-4	185	R-Jr.	Humble, Texas
22	Connor Perkins	5-8	160	R-So.	Port Arthur, Texas
25	Ryan Martinez	5-9	160	R-So.	Kingsville, Texas
84	Kevin Reynolds	6-1	205	Jr.	Houston, Texas

Tight End - 6

15	Brent Hertel	6-1	230	Sr.	Cypress, Texas
42	Lamar Beall	5-11	195	R-Fr.	Woodsboro, Texas
43	Kyle Williams	5-11	215	Sr.	Katy, Texas
81	Josh Hockless	6-5	225	Jr.	Baytown, Texas
88	Walker Ring	6-4	225	Fr.	La Vernia, Texas
89	Heath Dunn	6-5	210	R-Fr.	Poth, Texas

DEFENSE / SPECIALISTS

Defensive Line - 7

3	Caleb Valentine	6-1	260	Sr.	Fulshear, Texas
44	Moses Moala	6-1	220	Jr.	Sacramento, Calif.
45	David Sow	6-4	240	R-Jr.	Dallas, Texas
78	Christian Jones	5-9	275	Sr.	Houston, Texas
90	Cody Gardner	6-1	285	R-So.	Spring, Texas
95	Xavier Henderson	6-2	300	Fr.	Houston, Texas
99	Sesi Salt	6-0	305	Jr.	Salt Lake City, Utah

Defensive End - 7

37	Jimmar Davis	6-1	250	R-Jr.	Willis, Texas
47	Dylan Gonzalez	6-5	255	R-So.	Pasadena, Texas
50	Jacob Clarkson	6-3	260	Jr.	Houston, Texas
52	Jacob Fey	6-3	250	R-Fr.	San Antonio, Texas
92	Vaughn Taylor	6-2	270	R-Sr.	Conroe, Texas
94	David Alsip	6-3	245	R-Fr.	Conroe, Texas
96	Ezrah Thibodeaux	6-3	245	Fr.	Houston, Texas

Linebacker - 7

18	Alec Lewis	6-0	230	R-So.	Crosby, Texas
19	Javian Lewis	6-1	185	Fr.	Houston, Texas
34	Tre'Michael Tutt	5-10	210	R-Jr.	Channelview, Texas
39	Jalen Harrison	5-9	200	R-Jr.	Crosby, Texas
46	Kai Youngberg	6-1	180	R-Jr.	Corpus Christi, Texas
48	David Kypuros	6-2	220	Fr.	Eagle Pass, Texas
49	Wendell Tuisaula	5-11	240	Fr.	Soldotna, Alaska

Defensive Back - 11

1	Michael Alvarez	5-11	195	Sr.	Acres Homes, Houston
2	Ronnie LaRue	6-1	210	Sr.	Dallas, Texas
4	Jerome Smith	5-10	175	Jr.	New Orleans, La.
8	Josh Wilson	5-9	185	Sr.	Corpus Christi, Texas
13	Kason Franklin	5-11	190	R-So.	Cypress, Texas
21	Jordan Semanat	6-2	195	Sr.	San Antonio, Texas
24	Amos Coleman III	5-10	175	R-Fr.	Houston, Texas
26	Jorren Pollard	6-1	175	Jr.	Houston, Texas
28	Jason Dumas	5-7	195	R-Jr.	Katy, Texas
31	Cameron Cauthen	6-1	215	R-Fr.	Mont Belvieu, Texas
33	Nick Stiff	6-0	200	R-Jr.	Cypress, Texas

Kicker - 1

35	Romario Perez	5-9	175	Fr.	Corpus Christi, Texas
----	---------------	-----	-----	-----	-----------------------

Punter - 2

36	Karch Kaspar	6-3	180	R-Fr.	Brazoria, Texas
41	Trent Sisco	6-1	170	R-So.	Tomball, Texas

Long Snapper - 1

40	Clay Engelhardt	5-9	200	Fr.	San Antonio, Texas
----	-----------------	-----	-----	-----	--------------------

PROTECT THE VILLAGERS



JAVELINA FOOTBALL
PROTECT
THE VILLAGERS

RETURNERS // SENIORS



3

◀ CALEB VALENTINE

6-1 • 260 • DEFENSIVE LINE • FULSHEAR, TEXAS (SEVEN LAKES HS / ABILENE CHRISTIAN)
HONORS: 2018 All-LSC honorable mention; 2017 All-LSC honorable mention

CAREER	GP	SOLO	AST	TOT	TFL	SACKS	INT	PD	FF	FR	BLK
2016	11	20	22	42	9-36	4-24	0	0	1	1	0
2017	10	23	34	57	15-53	7-32	0	0	0	1	0
2018	10	32	29	61	16.5-53	4.5-20	0	0	1	1	0
Total	31	75	85	160	40.5-142	15.5-76	0	0	2	3	0



8

◀ JOSH WILSON

5-9 • 185 • DEFENSIVE BACK • CORPUS CHRISTI, TEXAS (MARY CARROLL HS)

CAREER	GP	SOLO	AST	TOT	TFL	SACKS	INT	PD	FF	FR	BLK
2016	7	8	6	14	1-16	0-0	0	0	1	1	0
2017	10	12	4	16	0-0	0-0	0	4	0	0	0
2018	9	4	3	7	0-0	0-0	0	3	0	0	0
Total	26	24	13	37	1.0-16	0-0	0	7	1	1	0



9

◀ DEVIN MILBURN

5-10 • 180 • WIDE RECEIVER • GALVESTON, TEXAS (CLEAR SPRINGS HS / HOUSTON BAPTIST)

CAREER	GP	REC	YDS	TD	Long	REC/G	AVG/C	AVG/G
2016	6	0	0	0	0	0.0	0.0	0.0
2017	11	12	112	0	14	1.1	9.3	10.2
2018	5	12	208	1	48	2.4	17.3	41.6
Total	22	24	320	1	48	1.1	13.3	14.5




10

◀ LUIS LOPEZ

5-7 • 220 • RUNNING BACK • SAN DIEGO, TEXAS (SAN DIEGO HS / TRINITY VALLEY CC)
HONORS : 2016 All-LSC honorable mention

CAREER	GP	ATT	YDS	TD	Long	AVG/A	AVG/G
2016	12	117	596	7	42	5.1	49.7
2018	3	24	93	2	18	3.9	31.0
Total	15	141	689	9	42	4.9	45.9

RETURNERS // SENIORS



14

◀ KOY DETMER JR.

5-10 • 175 • QUARTERBACK • SOMERSET, TEXAS (SOMERSET HS / BYU)
HONORS: 2018 All-LSC honorable mention

CAREER	GP	CMP	ATT	INT	YDS	TD	Long	%	AVG/P	AVG/G
2018	11	220	366	11	2347	21	64	.60	6.4	213.4
Total	11	220	366	11	2347	21	64	.60	6.4	213.4

CAREER	GP	RUSH	YDS	TD	Long	AVG/A	AVG/G
2018	11	42	-80	2	17	-1.9	-7.3
Total	11	42	-80	2	17	-1.9	-7.3



15

◀ BRENT HERTEL

6-1 • 230 • TIGHT END • CYPRESS, TEXAS (CYPRESS FALLS HS)
HONORS: 2018 Second Team All-LSC; 2018 Don Hansen All-Super Region IV second team; 2018 Don Hansen All-America honorable mention

CAREER	GP	REC	YDS	TD	Long	REC/G	AVG/C	AVG/G
2016	5	0	0	0	0	0.0	0.0	0.0
2017	10	0	0	0	0	0.0	0.0	0.0
2018	9	11	84	1	19	1.2	7.6	9.3
Total	24	11	84	1	19	0.5	7.6	3.5



21

◀ JORDAN SEMANAT

6-2 • 195 • DEFENSIVE BACK • SAN ANTONIO, TEXAS (ST. MARY'S HALL HS / DODGE CITY CC)
HONORS: 2018 All-LSC honorable mention

CAREER	GP	SOLO	AST	TOT	TFL	SACKS	INT	PD	FF	FR	BLK
2018	11	19	9	28	0.5-1	0-0	3	14	0	1	0
Total	11	19	9	28	0.5-1	0-0	3	14	0	1	0



30

◀ KRIS BARNES

6-2 • 230 • RUNNING BACK • FORT WORTH, TEXAS (NORTH CROWLEY HS)

CAREER	GP	ATT	YDS	TD	Long	AVG/A	AVG/G
2018	9	11	45	0	15	4.1	5.0
Total	9	11	45	0	15	4.1	5.0

RETURNERS // SENIORS




43

◀ KYLE WILLIAMS

5-11 • 215 • TIGHT END • KATY, TEXAS (KATY HS)

CAREER	GP	REC	YDS	TD	Long	REC/G	AVG/C	AVG/G
2016	10	2	24	0	18	0.2	12.0	2.4
2017	11	5	11	0	12	0.5	2.2	1.0
2018	8	8	50	0	19	1.0	6.3	6.3
Total	29	15	85	0	19	0.4	5.7	2.4



68

◀ DERINIC LANDERS

6-3 • 355 • OFFENSIVE LINE • DALLAS, TEXAS (TYLER JC)

2018: Played in seven games



78

◀ CHRISTIAN JONES

5-9 • 275 • DEFENSIVE LINE • HOUSTON, TEXAS (JERSEY VILLAGE HS)

CAREER	GP	SOLO	AST	TOT	TFL	SACKS	INT	PD	FF	FR	BLK
2017	2	0	1	1	0-0	0-0	0	0	0	0	0
2018	3	0	0	0	0.0-0	0.0-0	0	0	0	0	0
Total	5	0	1	1	0-0	0-0	0	0	0	0	0



92

◀ VAUGHN TAYLOR

6-2 • 270 • DEFENSIVE END • CONROE, TEXAS (CONROE HS)

CAREER	GP	SOLO	AST	TOT	TFL	SACKS	INT	PD	FF	FR	BLK
2018	11	14	18	32	4-12	0.5-7	0	0	1	0	0
Total	11	14	18	32	4.0-12	0.5-7	0	0	1	0	0

RETURNERS // JUNIORS



7

◀ CADE DYAL

5-11 • 195 • QUARTERBACK • KERRVILLE, TEXAS (KERRVILLE TIVY HS)

HONORS: 2018 All-LSC honorable mention

CAREER	GP	CMP	ATT	INT	YDS	TD	Long	%	AVG/P	AVG/G
2017	11	191	307	10	2053	19	99	.62	6.7	186.6
2018	3	10	22	1	121	0	26	.45	5.5	40.3
Total	14	201	329	11	2174	19	99	.61	6.6	155.3

	GP	RUSH	YDS	TD	Long	AVG/A	AVG/G
2017	11	35	-70	0	16	-2.0	-6.4
2018	3	9	-34	0	1	-3.8	-11.3
Total	14	44	-104	0	16	-2.4	-7.4



16

◀ ALAN SMITH

6-4 • 185 • WIDE RECEIVER • HUMBLE, TEXAS (ATASCOCITA HS)

CAREER	GP	REC	YDS	TD	Long	REC/G	AVG/C	AVG/G
2017	11	2	1	0	4	0.2	0.5	0.1
2018	10	4	85	0	39	0.4	21.3	8.5
Total	21	6	86	0	39	0.3	14.3	4.1



17

◀ JASON DUMAS

5-7 • 195 • DEFENSIVE BACK • KATY, TEXAS (KATY HS / BLINN COLLEGE)

2018: Did not play



33

◀ NICK STIFF

6-0 • 200 • DEFENSIVE BACK • CYPRESS, TEXAS (CYPRESS RANCH HS)

CAREER	GP	SOLO	AST	TOT	TFL	SACKS	INT	PD	FF	FR	BLK
2017	10	0	2	2	0.5-4	0.5-4	0	1	0	0	0
2018	11	13	8	21	3-16	1-13	3	3	0	0	0
Total	21	13	10	23	3.5-20	1.5-17	3	4	0	0	0

RETURNERS // JUNIORS



34

◀ TRE'MICHAEL TUTT

5-10 • 210 • LINEBACKER • CHANNELVIEW, TEXAS (CHANNELVIEW HS)
HONORS: 2018 All-LSC honorable mention

CAREER	GP	SOLO	AST	TOT	TFL	SACKS	INT	PD	FF	FR	BLK
2017	11	0	2	2	0-0	0-0	0	0	0	0	0
2018	11	49	40	89	12-27	2-12	0	1	1	0	0
Total	22	49	42	91	12.0-27	2.0-12	0	1	1	0	0



37

◀ JIMMAR DAVIS

6-1 • 250 • DEFENSIVE LINE • WILLIS, TEXAS (WILLIS HS)

CAREER	GP	SOLO	AST	TOT	TFL	SACKS	INT	PD	FF	FR	BLK
2017	10	4	3	7	1-4	1-4	0	0	0	0	0
2018	11	3	10	13	0.5-2	0.5-2	0	0	0	0	0
Total	21	7	13	20	1.5-6	1.5-6	0	0	0	0	0



39

◀ JALEN HARRISON

5-9 • 200 • LINEBACKER • CROSBY, TEXAS (CROSBY HS)

CAREER	GP	SOLO	AST	TOT	TFL	SACKS	INT	PD	FF	FR	BLK
2017	9	6	11	17	5-23	3-21	0	1	0	1	0
2018	11	26	27	53	4.5-26	0.5-5	0	3	0	0	0
Total	20	32	38	70	9.5-49	3.5-26	0	4	0	1	0



46

◀ KAI YOUNGBERG

6-1 • 185 • DEFENSIVE BACK • CORPUS CHRISTI, TEXAS (FLOUR BLUFF HS)

CAREER	GP	SOLO	AST	TOT	TFL	SACKS	INT	PD	FF	FR	BLK
2018	1	1	0	1	0-0	0-0	0	0	0	0	0
Total	1	1	0	1	0-0	0-0	0	0	0	0	0

RETURNERS // JUNIORS



◀ JACOB CLARKSON

6-2 • 230 • DEFENSIVE END • HOUSTON, TEXAS (JERSEY VILLAGE HS)

CAREER	GP	SOLO	AST	TOT	TFL	SACKS	INT	PD	FF	FR	BLK
2017	9	8	5	13	1-4	0-0	0	0	0	1	0
2018	10	7	9	16	1-2	0-0	0	0	0	0	0
Total	19	15	14	29	2.0-6	0-0	0	0	0	1	0

50



◀ OMAR WILKINS

6-1 • 270 • OFFENSIVE LINE • HOUSTON, TEXAS (ELKINS HS)

CAREER	GP	SOLO	AST	TOT	TFL	SACKS	INT	PD	FF	FR	BLK
2016	7	2	4	6	0.5-7	0.5-7	0	0	0	0	0
2017	8	0	0	0	0.0-0	0.0-0	0	0	0	0	0
2018	2	0	1	1	0-0	0-0	0	0	0	0	0
Total	17	2	5	7	0.5-7	0.5-7	0	0	0	0	0

55



◀ NATHAN SOSA

6-5 • 250 • OFFENSIVE LINE • CASTROVILLE, TEXAS (MEDINA VALLEY HS)

2018: Played in seven games

63



◀ JOSEPH PARTIDA

6-3 • 290 • OFFENSIVE LINE • SAN BENITO, TEXAS (SAN BENITO HS)

2018: Played in eight games

2017: Played in two games

73

RETURNERS // JUNIORS



79

◀ JORGE RIOS

6-4 • 330 • OFFENSIVE LINE • PORT LAVACA, TEXAS (CALHOUN HS)

CAREER	GP	SOLO	AST	TOT	TFL	SACKS	INT	PD	FF	FR	BLK
2016	10	1	2	3	1-2	0-0	0	0	0	0	0
2018	6	0	0	0	0.0-0	0.0-0	0	0	0	0	0
Total	16	1	2	3	1.0-2	0-0	0	0	0	0	0



81

◀ JOSH HOCKLESS

6-5 • 225 • TIGHT END • BAYTOWN, TEXAS (LEE HS / HOUSTON BAPTIST)

2018: Played in seven games, did not record a catch

RETURNERS // SOPHOMORES



13

◀ KASON FRANKLIN

5-11 • 190 • DEFENSIVE BACK • CYPRESS, TEXAS (CYPRESS WOODS HS)

CAREER	GP	SOLO	AST	TOT	TFL	SACKS	INT	PD	FF	FR	BLK
2018	9	4	1	5	0-0	0-0	0	0	0	0	0
Total	9	4	1	5	0-0	0-0	0	0	0	0	0

High School: Earned two letters for Cypress Woods High School... team captain... earned second team all-district in 2016... also ran track.

Personal: Full name is Kason Ada Franklin... son of Kenny and Shelly Franklin... Born Dec. 9... has an older sister Kelsey... his father played football for Arkansas... chose TAMUK because of the brotherhood and small town feeling... plans on majoring in business.



18

◀ ALEC LEWIS

6-0 • 230 • LINEBACKER • CROSBY, TEXAS (CROSBY HS)

CAREER	GP	SOLO	AST	TOT	TFL	SACKS	INT	PD	FF	FR	BLK
2018	10	5	10	15	0-0	0-0	0	0	0	0	1
Total	10	5	10	15	0-0	0-0	0	0	0	0	1



22

◀ CONNOR PERKINS

5-8 • 160 • WIDE RECEIVER • PORT ARTHUR, TEXAS (NEDERLAND HS)

CAREER	GP	REC	YDS	TD	Long	REC/G	AVG/C	AVG/G
2018	10	3	14	0	9	0.3	4.7	1.4
Total	10	3	14	0	9	0.3	4.7	1.4



25

◀ RYAN MARTINEZ

5-9 • 160 • WIDE RECEIVER • KINGSVILLE, TEXAS (H.M. KING HS)

CAREER	GP	REC	YDS	TD	Long	REC/G	AVG/C	AVG/G
2018	9	10	159	2	39	1.1	15.9	17.7
Total	9	10	159	2	39	1.1	15.9	17.7

RETURNERS // SOPHOMORES



◀ PAUL GUERRA

5-9 • 185 • RUNNING BACK • DONNA, TEXAS (DONNA HS)

CAREER	GP	ATT	YDS	TD	Long	AVG/A	AVG/G
2018	2	2	-3	0	2	-1.5	-1.5
Total	2	2	-3	0	2	-1.5	-1.5

29



◀ TRENT SISCO

6-1 • 170 • KICKER • TOMBALL, TEXAS (KLEIN OAK HS)

2018: Played in one game

High School: Earned four letters for Klein Oak High School in Spring, Texas... advanced to the quarterfinals... earned first team all-district and all-greater Houston... also played soccer.

Personal: Full name is Trent Robert Sisco... son of Kevin and Jen Sisco... born May 2... plans to major in criminology.

41



◀ DYLAN GONZALEZ

6-5 • 255 • DEFENSIVE END • PASADENA, TEXAS (PASADENA MEMORIAL HS)

2018: Did not play

47




◀ DENNIS BERRY III

6-3 • 285 • OFFENSIVE LINE • SAN ANTONIO, TEXAS (JON JAY HS)

2018: Played in three games

69

RETURNERS // SOPHOMORES



◀ MOSES HORN III

6-1 • 290 • OFFENSIVE LINE • STAFFORD, TEXAS (STAFFORD HS)

2018: Played in six games

70



◀ RICHARD VARGAS

6-1 • 290 • OFFENSIVE LINE • CORPUS CHRISTI, TEXAS (FLOUR BLUFF HS)

2018: Played in one game

72



◀ KYLE KINYO

6-5 • 295 • OFFENSIVE LINE • SPRING, TEXAS (KLEIN OAK HS)

2018: Played in 11 games

77



◀ CODY GARDNER

6-1 • 285 • DEFENSIVE LINE • SPRING, TEXAS (KLEIN OAK HS)

CAREER	GP	SOLO	AST	TOT	TFL	SACKS	INT	PD	FF	FR	BLK
2018	9	4	9	13	1.5-3	0-0	0	0	0	0	0
Total	9	4	9	13	1.5-3	0-0	0	0	0	0	0

High School: Lettered three years for Klein Oak High School in Spring, Texas... helped lead the team to the quarterfinals... earned second team all-district honors.

Personal: Full name is Cody Lane Gardner... son of Steve and Sandra Gardner... Born Sept. 26... plans on majoring in mechanical engineering.

90

RETURNERS // REDSHIRT FRESHMEN



◀ JACOB FEY

6-3 • 250 • DEFENSIVE END • SAN ANTONIO, TEXAS (SOUTHWEST HS)

2018: Did not play



◀ EVAN SIMONIS

6-2 • 245 • OFFENSIVE LINE • HELOTES, TEXAS (O'CONNOR HS)

2018: Did not play



◀ DENNIS WILBURN

6-4 • 325 • OFFENSIVE LINE • HOUSTON, TEXAS (NIMITZ HS)

2018: Did not play



◀ JARED ARELLANO

6-2 • 250 • OFFENSIVE LINE • SPRING, TEXAS (KLEIN COLLINS HS)

2018: Did not play

RETURNERS // REDSHIRT FRESHMEN



◀ HEATH DUNN

6-5 • 210 • TIGHT END • POTH, TEXAS (POTH HS)

2018: Did not play



◀ DAVID ALSIP

6-3 • 245 • DEFENSIVE END • CONROE, TEXAS (CANEY CREEK HS)

2018: Did not play

NEWCOMERS



◀ **DEVLIN ISADORE**

6-4 • 225 • SR • QUARTERBACK • HOUSTON, TEXAS (EISENHOWER HS / NORTH TEXAS)

BEFORE TAMUK: Played for North Texas

High School: First Team All-District selection at Eisenhower H.S. in Houston

Personal: Son of Doris Orphey and Kevin Isadore...hobbies include working out...member of National Honor Society...chose TAMUK because he sees a better opportunity as a person to further his education and also build up his athletic career and reputation...majoring in business administration



◀ **MICHAEL ALVAREZ**

5-11 • 195 • SR • DEFENSIVE BACK • ACRES HOMES, TEXAS (NAVARRO JC)

BEFORE TAMUK: Played for Navarro JC



◀ **RONNIE LARUE**

6-1 • 210 • SR • DEFENSIVE BACK • DALLAS, TEXAS (BISHOP DUNNE CATHOLIC SCHOOL / OKLAHOMA)

BEFORE TAMUK: Played for Oklahoma



◀ **REGGIE TURNER**

5-9 • 160 • SR • WIDE RECEIVER • JONESVILLE, LA. (OKLAHOMA)

BEFORE TAMUK: Played for Oklahoma

NEWCOMERS



◀ DONTÉ ROSS

6-1 • 185 • SR • WIDE RECEIVER • PALMDALE, CALIF. (HIGHLAND HS / ANTELOPE VALLEY CC / KENT STATE)
BEFORE TAMUK: Played for Kent State and Antelope Valley CC...named All-State and First Team All-Conference...made 61 receptions for 1,085 yards and 10 touchdowns in his second season at Antelope Valley...Offensive Player of the Year and finished with 1,082 receiving yards and 11 touchdowns his senior year at Highland H.S.

Personal: Son of Chandra Hicks-Gill...has one brother, Treshawn Jarrett...majoring in interdisciplinary studies



◀ JEROME SMITH

5-10 • 175 • JR • DEFENSIVE BACK • NEW ORLEANS, LA. (FRESNO CITY COLLEGE)
BEFORE TAMUK: Played for Fresno City College



◀ DARRIAN HAMBRICK

6-6 • 220 • R-JR • NASHVILLE, TENN. (CANE RIDGE HS / MT. SAN ANTONIO COLLEGE)
BEFORE TAMUK: Played for Mt. San Antonio College in Walnut, Calif., made 38 catches for 486 yards and six touchdowns as a sophomore in 2017

High School: Prepped at Cane Ridge H.S. in Nashville, Tenn.

Personal: From Nashville, Tenn.



◀ SEAN SMITH

6-0 • 200 • JR • QUARTERBACK • NEEDVILLE, TEXAS (KILGORE COLLEGE)
BEFORE TAMUK: Played for Kilgore College

NEWCOMERS



◀ JORREN POLLARD

6-1 • 175 • JR • DEFENSIVE BACK • HOUSTON, TEXAS (CYPRESS FALLS HS / TYLER JC)
BEFORE TAMUK: Played for Tyler JC from 2016-17

High School: Prepped at Cypress Falls H.S. in Houston

Personal: Son of Corrie West-Pollard and John Pollard II...has two brothers, Caleb and John, and one sister, Corren...hobbies include watching anime, playing FIFA and playing soccer...favorite TV show is One Piece of Black Clover...favorite movie is Space Jam



◀ MOSESE MOALA

6-1 • 220 • JR • DEFENSIVE LINE • SACRAMENTO, CALIF. (GRANT HS / MT. SAN ANTONIO COLLEGE)

BEFORE TAMUK: Played for Mt. San Antonio College in Walnut, Calif., totaled 19 tackles, 12 solo, with 3.5 sacks

High School: Prepped at Grant H.S. in Sacramento, Calif.

Personal: From Sacramento, Calif.



◀ DAVID SOW

6-4 • 240 • JR • DEFENSIVE LINE • DALLAS, TEXAS (NAVARRO COLLEGE)

BEFORE TAMUK: Played at Navarro JC



◀ PESA TUPA

6-5 • 360 • JR • OFFENSIVE LINE • BELMONT, CALIF. (CARLMONT HS / COLLEGE OF SAN MATEO)

BEFORE TAMUK: Played for the College of San Mateo

High School: Prepped at Carlmont H.S. in Belmont, Calif.

Personal: Son of Mele and Pesa Tupa...mother works in day care and father works as a roofer...majoring in criminology

NEWCOMERS



◀ KEVIN REYNOLDS

6-1 • 205 • JR • WIDE RECEIVER • HOSUTON, TEXAS (GRAMBLING STATE)
BEFORE TAMUK: Played at Grambling State



◀ SESI SALT

6-0 • 305 • JR • DEFENSIVE LINE • SALT LAKE CITY, UTAH (EASTERN ARIZONA CC)
BEFORE TAMUK: Played at Eastern Arizona CC



◀ KARL GIBSON II

5-10 • 210 • R-SO • RUNNING BACK • MATHIS, TEXAS (MATHIS HS)



◀ LAMAR BEALL

5-11 • 195 • R-FR • TIGHT END • WOODSBORO, TEXAS (WOODSBORO HS)
BEFORE TAMUK:

NEWCOMERS



19

◀ JAVIAN LEWIS

6-1 • 185 • FR • LINEBACKER • HOUSTON, TEXAS (BENJAMIN O. DAVIS HS)

BEFORE TAMUK: Prepped at Benjamin O. Davis H.S. in Houston...led team to the state playoffs...team captain

Personal: Son of Tara Lewis and Bryce Harris...mother is a teacher and father works in the oil industry...has three siblings, Jordan, Saleem and Autumn...chose TAMUK for the football program and the community...favorite movie is Waterboy...majoring in kinesiology



35

◀ ROMARIO PEREZ

5-9 • 175 • FR • KICKER • CORPUS CHRISTI, TEXAS (VETERANS MEMORIAL HS)

BEFORE TAMUK: Two-time First Team All-State selection at Veterans Memorial H.S. in Corpus Christi, Texas... Four-time First Team All-District...CCISD record holder for longest field goal at 54 yards...12-for-14 in field goal attempts and 44-for-46 in PAT attempts his senior year

Personal: Son of Luz and Luis Perez...has two brothers, Luis and Santiago...hobbies include hunting...biggest athletic thrill was breaking the CCISD record for longest field goal...chose TAMUK because it is a great fit for him and is close to home...favorite TV show is ESPN's 30 for 30...favorite movie is The Blind Side...majoring in kinesiology



40

◀ CLAY ENGELHARDT

5-9 • 200 • FR • LONGSNAPPER • SAN ANTONIO, TEXAS (STEVENS HS)



48

◀ DAVID KYPUROS

6-2 • 220 • FR • LINEBACKER • EAGLE PASS, TEXAS (EAGLE PASS HS)

BEFORE TAMUK: Two-time All-District selection for Eagle Pass H.S. in Eagle Pass, Texas...two-year team Captain...two-time Bi-District champion...District MVP...2018 Southwest Defensive Player of the Year

Personal: Son of Anyka and Juan Kypuros...father is a firefright and EMT...has four siblings, Kaleb, Jaden, Dakota and Ayana...hobbies include playing ball, fishing and hunting...all-year Honor Roll for four years at Eagle Pass... chose TAMUK because the atmosphere is great, has a great kinesiology program and because of the football program...favorite TV show is Last Chance U...favorite movies are The Sandlot and Remember the Titans... majoring in kinesiology

NEWCOMERS



49

◀ WENDELL TUISAULA

5-11 • 240 • FR • LINEBACKER • SOLDOTNA, ALASKA (SOLDOTNA HS)




88

◀ WALKER RING

6-4 • 225 • FR • TIGHT END • LA VERNIA, TEXAS (LA VERNIA HS)

BEFORE TAMUK: Prepped at La Vernia HS in La Vernia, Texas...Led team to a fifth-place finish in the state play-offs...First Team All-District as a defensive end...Two-time Academic All-District

Personal: Son of Kari and Clifton...mother is a high school coach and father is a pipefitter...has one sister, Shayler...member of the National Honor Society...FCA President...hobbies include hunting and fishing...favorite movie is 12 Strong...majoring in engineering



95

◀ XAVIER HENDERSON

6-2 • 300 • FR • HOUSTON, TEXAS (BENJAMIN O. DAVIS HS)

BEFORE TAMUK: Prepped at Benjamin O. Davis H.S. in Houston...First Team Unanimous All-District selection...team MVP...41 tackles and eight sacks in his senior year

Personal: Son of Armee and Robert...has two sisters Arshadia and Aubree...chose TAMUK for the facilities, the environment and the coaching staff...biggest athletic thrill to date was winning the Super Bowl in little league...favorite TV show is Gameday Highlights...favorite movie is Friday After Next...majoring in sports management



96

◀ EZRAH THIBODEAUX

6-3 • 245 • FR • DEFENSIVE END • HOUSTON, TEXAS (ALIEF TAYLOR HS)

BEFORE TAMUK: Two-sport athlete at Alief Taylor H.S. in Houston...team captain and Second Team All-District for the football team...finished sixth in state for the track team...three-year varsity letterwinner for the football and track teams...Bayou Bowl participant

Personal: Son of Katrina Cox...mother is an office manager...has one brother, Ethan, and one sister, Erinn...hobbies include swimming, hunting and camping...member of the Honor Roll...biggest athletic thrill was getting 10 sacks in a single game...favorite TV show is My Hero Academia...favorite movie is Transformers...majoring in mechanical engineering

COACHES



JAVELINA FOOTBALL
PROTECT
THE *VILLE*



DAREN WILKINSON HEAD COACH - FIFTH SEASON

Daren Wilkinson was named the 11th head coach and 10th full-time head coach in Texas A&M University-Kingsville history on December 15, 2014 and formally introduced on December 22, 2014.

Wilkinson took over the historic Javelina football program after two seasons as offensive coordinator and quarterbacks coach at CSU-Pueblo.

In his fourth season, the Javelinas finished 4-7 overall and 2-6 in the LSC yet again, end the season with two wins in the final three weeks of play.

TAMUK dropped a double-overtime decision at 37-36 to 2018 NCAA Division II National Champion and No. 1-ranked A&M-Commerce on August 30 to start the season. The program followed up with a 52-10 victory over Texas Wesleyan on September 8 with three Hogs combining for five touchdowns on the ground. Nick Pelrean led the way with 111 yards and two scores, matched by Luis Lopez's two touchdowns along with 40 yards, while Jeff Carr posted 93 yards and one score to round out the group.

The second win of the year came in the form of a 33-30 victory over New Mexico Highlands on September 29 as Koy Detmer Jr. connected with Donovan Moore at the 4:23 mark of the fourth quarter to put the Javelinas up for good. Detmer Jr. finished with 296 yards and two touchdowns through the air, while Carr and Pelrean both added one score on the ground.

The Hogs righted the ship on October 27 with a 37-34 win over Western New Mexico as Detmer Jr. led the charge with three touchdowns and 249 yards on the offensive side of the ball. Pelrean and Carr once again served as the one-two punch on the ground as Pelrean accounted for 153 yards in the victory.

The final win of the season came in the final week as TAMUK bested UT Permian Basin at 24-21 thanks to a last-second interception from Sean Landez at the Javelina 19 yard line. Landez cut off the pass from UTPB's Kameron Mathis with three seconds to play to seal the win while Detmer Jr. was responsible for all three scores as he finished with 249 yards and three touchdowns on the game.

Following the season, Brent Hertel became the fifth Javelina in the Wilkinson era to be named to the Don Hansen All-America team as he was an honorable mention for the Blue and Gold. Hertel was also the lone representative on the Don Hansen All-Super Region IV second team and ended up on the All-LSC second team as a fullback.

Torrey Thomas was the lone Hog on the All-LSC first team as he completed his tenure in the Blue and Gold with three consecutive All-LSC selections.

The Javelinas who ended up All-LSC honorable mention after 2018 included Brandon Jones, Tre'Michael Tutt, Jordan Semanat, Payton Hendrix, Devonte Williams, Sean Landez, Koy Detmer Jr., Nick Pelrean, Tyler Wilson and Julio De La Garza.

In Wilkinson's third season, TAMUK came away with a 4-7 overall mark coupled with a 2-6 record in LSC games. The Javelinas claimed their first

win of the season at 35-7 over Simon Fraser on September 9 as Jordan Thomas caught two touchdowns and ran for another in the decision. Cade Dyal ended up with three scores and 194 yards through the air while Nick Pelrean rushed for one touchdown and 111 yards on the ground.

Dyal added another three touchdown passes in the Hogs' second win of the season, a 37-9 victory over LSC foe West Texas A&M on October 7. He finished with 249 yards as he connected with Jordan Thomas, Torrey Thomas and Stehly Reden once each for a score while Marcus Younger added a rushing touchdown. Caleb Valentine added a defensive score to complete the win for the Blue and Gold as he ran a fumble back for six yards late in the second quarter to put the hosts up 21-9.

TAMUK added a 47-21 thrashing of UT Permian Basin the following week on October 14 with Dyal throwing for 367 yards and three scores once again. Two of those touchdown passes went to Jordan Thomas while the other was snagged by Marcus Younger. Pelrean added two touchdowns on the ground alongside 94 yards while Jeff Carr scampered for a one of his own halfway through the opening quarter.

The Javelinas closed the season on a high note with a 38-34 last-minute win over William Jewell on November 8 as Jordan Thomas caught his





third touchdown pass of the game with one minute remaining to put the Hogs up for good. Dyal once again added three touchdowns on 262 yards through the air while Carr had the lone score on the ground for the Javelinas to take the win.

Following the season, Jordan Thomas headlined the list of 13 Javelinas named to the All-LSC teams as he was the first LSC Receiver of the Year honoree for the program since Maurice Washington gathered the honor following the 2003 season. He was also a First Team All-LSC selection, landed on the D2CCA All-Super Region IV second team and brought home a Don Hansen All-America honorable mention nod to complete his final year in the Blue and Gold.

Reden joined Jordan Thomas as other All-LSC first team honoree as a tight end while Stuart Sanchez was the lone Javelina on the All-LSC second team.

10 Hogs gathered All-LSC honorable mention accolades to round out those honored from Wilkinson's squad, including Nick Pelrean, Torrey Thomas, Julio De La Garza, Brandon Jones, Caleb Valentine, Trevor Moses, Braedon Robinson, DeMarcus Spurlock, Devonte Williams and George Rios.

Wilkinson had one of the most impressive turnaround seasons in the NCAA regardless of Division in 2016, turning a 2-9 program to a 9-3 team in his second year at the helm to go with a postseason victory at the Fourth Annual Agent Barry Live United Bowl over Southern Arkansas.

Along with a Harlon Hill finalist in Brandon Jones, the Javelinas won 23 Lone Star Conference postseason accolades, including Wilkinson receiving Coach of the Year honors, Jones earning the J.V. Sikes Award, awarded to the top defensive player, and Defensive Lineman of the Year, and Myles Carr collecting the J.W. Rollins Award for the top offensive player in the league. Jones and Stehly Reden, two of eight All-LSC first team selections, appeared on the Division II Conference Commissioners (D2CCA) All-South Central Region teams. Carr finished his two-year Javelina career second in passing touchdowns but did set a new single season record in passing TDs and total TDs, and Reden became the leader in touchdowns for a tight end. Anthony Autry appeared on the All-LSC First Team in back-to-back seasons.

The Javelinas ended the season on a seven-game win streak, six in the conference, the second longest win streak to end the season in the Lone Star State. A&M-Kingsville ended the regular season third in the LSC standings after being picked to finish in the bottom three.

Wilkinson led Texas A&M-Kingsville to two wins in his first year in 2015, including a 43-25 victory in the 2015 Lone Star Conference Playoffs at Tarleton State University (Nov. 7). Quoted as saying "this first season, we were teaching the team how to compete," the Hogs did just that, with six games decided by 10 or fewer points. In his inaugural game as a head

coach, the Javelinas nearly upset NCAA Division I foe Incarnate Word on September 5, before falling 18-16 on a blocked extra-point that fell into the kicker's hand and was converted for two points.

All in all, 13 Javelinas earned All-Lone Star Conference selections, including first team wideout Anthony Autry. Bo Villarreal and Daniel Ramirez also appeared on the Don Hansen All-Super Region Four squad as an offensive lineman and fullback/tight end, respectively.

The following week, he earned his first victory with a 38-20 win in his home debut over Missouri S&T on September 12. As the offensive coordinator and quarterbacks coach, he put an emphasis on running the football and playing a pro-style offense, and the win over the Miners featured just that and quarterback Myles Carr, wide receiver Autry and running back Shawn Vasquez combined for six touchdowns. Autry finished with 125 receiving yards and two touchdowns, the first two-touchdown performance for a receiver since Robert Armstrong's game on November 16, 2013. Vasquez added 116 rushing yards and two scores.

In the conference opener, the Javelinas hosted No. 22/22 A&M-Commerce and Jordan Thomas caught eight passes for 173 yards and Braedon Robinson showed his athleticism, returning a 48-yard fumble recovery for a touchdown, the first of his career. Lamont Hills added a 14-yard tackle for a loss in the near upset.

Closing out the three-game home stand hosting West Alabama and dangerous specialist Tyreek Hill – who ended up going to the Kansas City Chiefs in the fourth round of the 2015 NFL Draft – Texas A&M-Kingsville nearly overcame a two-touchdown deficit with a furious comeback that was highlighted by the Javelina defense limiting the Tigers to 3-of-16 in third-down conversion. Carr threw for 342 yards and three touchdowns and the Hogs cut UWA's lead to six with 7:34 remaining in the game.

The Javelinas scored 30-plus points in three consecutive conference bouts before putting up 40-plus in two of the final three games of the season, including a win over Tarleton that featured All-LSC honorable mention Greg Pitre run for 186 yards on 28 carries. In the season finale, the then junior running back rushed for a career-high 226 yards and added 52 receiving yards and two scores.

Prior to him joining the Javelinas, Wilkinson was the offensive coordinator for 2014 NCAA Division II National Champion CSU-Pueblo. The Thunder Wolves finished the 2014 season 14-1 overall and No. 1 nationally after earning the school's first ever NCAA Division II Football Championship, defeating previously unbeaten and top-ranked Minnesota State-Mankato. Three offensive players, including running back Cameron McDondle earned Daktronics All-Super Region 4 honors as CSU-Pueblo earned its fourth consecutive Rocky Mountain Athletic Conference crown and reached the NCAA Division II Playoffs for the fourth straight season.

2019 JAVELINA FOOTBALL MEDIA GUIDE

In just their seventh season since reinstating football, CSU-Pueblo averaged nearly 35 points per game and 400 yards per game. Under his guidance, quarterback Chris Bonner was propelled to All-America honorable mention honors in 2013 and ranked 18th in the nation in 2014 with 30 passing touchdowns.

Three offensive players, including running back Cameron McDondle earned Daktronics All-Super Region 4 honors as Colorado State-Pueblo earned its fourth consecutive Rocky Mountain Athletic Conference crown and reached the NCAA Division II Playoffs for the fourth straight season. Four offensive players were named to the Don Hansen All-Super Region 4 team.

In his first season as offensive coordinator for CSUP, Wilkinson guided the Thunder Wolves to 509.3 yards of offense per game and 42.7 points per contest, ranked sixth and seventh nationally, respectively. Bonner received all-region accolades by tallying 33 touchdowns, seventh most in the country.

Before he joined CSU-Pueblo, Wilkinson spent four seasons as the quarterbacks coach and assistant recruiting coordinator for NCAA Division I program and his alma mater, Colorado State. Serving under Rams coach Steve Fairchild from 2008-12, he helped lead the program to the New Mexico Bowl championship in 2008. That season, his offense ranked in the top 40 nationally and former CSU quarterback Billy Farris went on to play in the NFL with the Cincinnati Bengals in 2009. While at CSU, his recruiting areas included San Diego, North Los Angeles, Santa Barbara, Northern California, Arizona, Nevada, Utah, and all quarterback prospects.

In 2004, he joined the South Dakota State football coaching staff as the offensive coordinator, quarterbacks and wide receivers coach. While there, he helped SDSU have a smooth transition to Division I as the team had a winning record each season he led the offense, culminating in the 2007 Great West Conference championship. Spending four seasons as the offensive signal caller for SDSU, he coached the quarterback that set the school's all-time passing record and defeated the No. 1 team in the nation in 2007. South Dakota State finished with a winning record in his four seasons.

Joining the NCAA Division II ranks as the passing game coordinator and wide receivers coach at Fayetteville State University (N.C.) in 2001, Wilkinson coached two all-conference receivers and assisted the team in earning back-to-back CIAA Conference titles in 2002-03 and a NCAA Division II playoff berth in 2002.

Wilkinson has coached for 15 years at the collegiate level, beginning as an offensive graduate assistant at Colorado State in 1997 and 1998 after quarterbacking the Rams for two seasons, leading them to the

1995 Western Athletic Conference title. He then served as the offensive coordinator and quarterbacks coach at Eastern Arizona College from 1999-00.

While at Eastern Arizona, he recruited and coached six players that went on to play NCAA Division I football and led the squad to an upset win over the No. 1 team in the nation. As an offensive graduate assistant for the Rams, he helped lead the team to the 1997 Western Athletic Conference (WAC) Championship and Holliday Bowl Championship. In his three seasons as a GA, he worked with two quarterbacks that earned conference player of the year honors.

As a player, Wilkinson started seven games for Colorado State in 1995 as a junior, leading the Rams to a share of the WAC title. Joining the Rams after a sensational playing career at Ricks Junior College (now BYU-Idaho), he went 21-2 as a starter and was crowned the College Sports Magazine Junior College Player of the Year in 1994. That season, he earned first team All-American honors, leading the squad to an 11-0 mark and throwing for over 3,000 yards en route to the school's all-time passing record.

Growing up in Valley Center, Calif., Wilkinson was a two-sport athlete at Orange Glen High School, lettering in both basketball and football. He earned second team all-conference honors on the gridiron.

Born Feb. 11, 1972, in Corona, Calif., he owns two degrees from Colorado State, a bachelors in psychology ('97) and a master's in education ('99). He and his wife Ann have three children, Alexa, Macy and Jet.

THE WILKINSON FILE

PERSONAL

Wife	Ann
Children	Alexa, Macy and Jet
Birthdate	February 11, 1972
Hometown	Valley Center, Calif.

EDUCATION

High School	Orange Glen High School
Associate's	Ricks JC (BYU-Idaho), '94
Bachelor's	Colorado State, '97
Master's	Colorado State, '99

COACHING HISTORY

2015-Pres.	Texas A&M-Kingsville, Head Coach
2013-14	CSU-Pueblo, Offensive Coordinator / Quarterbacks
2008-12	Colorado State, Quarterbacks / Asst. Recruiting Coordinator
2004-07	South Dakota State, Offensive Coordinator / Quarterbacks / Wide Receivers
2001-03	Fayetteville State (N.C.), Passing Game Coordinator / Wide Receivers
2000	Eastern Arizona, Offensive Coordinator
1999	Eastern Arizona, Passing Game Coordinator / Quarterbacks
1997 - 98	Colorado State, Offensive Graduate Assistant

NOTABLES

2016	Lone Star Conference Coach of the Year
2014	NCAA Division II National Champions (CSU-Pueblo)
1995	WAC Co-Champions (Colorado State)
1994	College Sports Magazine Junior College Player of the Year (Ricks JC)

YEAR-BY-YEAR

Year	Record (LSC Finish)	Postseason Bid / Results
2015	2-9, 0-6 (7th)	N/A
2016	9-3, 6-3 (3rd)	1-0 / Live United Bowl Champions
2017	4-7, 2-6 (7th)	N/A
2018	5-7, 2-6 (7th)	N/A
Totals	19-26, 10-21 LSC	1-0 / 1 Bowl Bid



JAVELINA COACHING HISTORY

Year	Head Coach	Overall Record			Conf. Record			Notes
		W	L	T	W	L	T	
1925	L.J. Smith	4	2	1				
1926	L.J. Smith	4	3	0				
1927	L.J. Smith	4	1	0				
1928	L.J. Smith	4	4	0				
L.J. Smith Era - Four seasons		16	10	1				
1929	Bud McCallum	3	4	1				
1930	Bud McCallum	3	3	3	1	2	1	
1931	Bud McCallum	8	1	0	1	0	0	TIAA Champions
1932	Bud McCallum	6	2	0	3	0	0	TIAA Champions
1933	Bud McCallum	6	2	0				
1934	Bud McCallum	5	1	1				
1935	Bud McCallum	3	5	0				
1936	Bud McCallum	6	4	0	1	1	0	
1937	Bud McCallum	4	3	1				
1938	Bud McCallum	7	3	0				Alamo Conference Champions
1939	Bud McCallum	6	1	3	1	0	1	Alamo Conference Co-Champions
1940	Bud McCallum	6	3	0				
1941	Bud McCallum	8	2	0				Alamo Conference Champions
Bud McCallum Era - 13 seasons		71	34	9	7	3	2	Two TIAA titles, three Alamo Conference titles
<i>Note: 1942-45 seasons not played due to onset of World War II</i>								
1946	Dewey Mayhew	2	6	0	0	2	0	
1947	Dewey Mayhew	7	1	1	1	0	1	
1948	Dewey Mayhew	5	5	0	1	1	0	
1949	Dewey Mayhew	8	2	0	1	1	0	
1950	Dewey Mayhew	6	3	0	4	1	0	
1951	Dewey Mayhew	5	4	0	3	1	0	Texas Conference Champions
1952	Dewey Mayhew	3	8	0	1	3	0	International Bowl Champions
1953	Dewey Mayhew	4	5	0	3	1	0	Texas Conference Champions
Dewey Mayhew Era - Eight seasons		40	34	1	14	10	1	Two Texas Conference titles
1954	Gil Steinke	6	5	0	2	4	0	
1955	Gil Steinke	4	6	0	2	4	0	
1956	Gil Steinke	7	3	0	6	1	0	
1957	Gil Steinke	5	5	1	2	4	1	
1958	Gil Steinke	7	4	0	4	3	0	
1959	Gil Steinke	12	1	0	6	1	0	NAIA Champions, LSC Co-Champions
1960	Gil Steinke	8	1	1	6	1	0	LSC Champions, Great Southwest Bowl Champions
1961	Gil Steinke	7	2	0	5	2	0	
1962	Gil Steinke	9	0	1	7	0	1	LSC Champions
1963	Gil Steinke	5	4	0	3	3	0	
1964	Gil Steinke	7	2	1	3	2	1	
1965	Gil Steinke	6	3	0	4	2	0	
1966	Gil Steinke	5	5	0	3	4	0	
1967	Gil Steinke	9	0	0	7	0	0	LSC Champions
1968	Gil Steinke	10	2	0	6	1	0	NAIA Runner-Up, LSC Champions
1969	Gil Steinke	11	1	0	6	1	0	NAIA Champions, LSC Co-Champions
1970	Gil Steinke	11	1	0	7	1	0	NAIA Champions, LSC Champions
1971	Gil Steinke	7	3	0	7	2	0	
1972	Gil Steinke	6	5	0	4	4	0	
1973	Gil Steinke	2	8	0	2	7	0	
1974	Gil Steinke	13	0	0	8	0	0	NAIA Champions, LSC Champions
1975	Gil Steinke	12	0	0	9	0	0	NAIA Champions, LSC Champions
1976	Gil Steinke	13	0	0	7	0	0	NAIA Champions, LSC Champions
Gil Steinke Era - 23 seasons		182	61	4	116	47	3	6 NAIA titles, 10 LSC titles
1977	Fred Jonas	8	1	1	5	1	1	LSC Co-Champions
1978	Fred Jonas	5	6	0	3	4	0	
Fred Jonas Era - Two seasons		13	7	1	8	5	1	One LSC title

JAVELINA COACHING HISTORY

Year	Head Coach	Overall Record			Conf. Record			Notes
		W	L	T	W	L	T	
1979	Ron Harms	12	1	0	6	1	0	NAIA Champions, LSC Champions
1980	Ron Harms	7	4	0	5	2	0	
1981	Ron Harms	9	2	0	5	2	0	
1982	Ron Harms	5	6	0	2	5	0	
1983	Ron Harms	2	9	0	2	5	0	
1984	Ron Harms	6	5	0	3	1	0	
1985	Ron Harms	8	3	0	5	0	0	LSC Champions
1986	Ron Harms	9	2	0	4	2	0	
1987	Ron Harms	9	2	0	5	1	0	LSC Co-Champions
1988	Ron Harms	10	3	0	6	1	0	NCAA Semifinals, LSC Champions
1989	Ron Harms	10	1	0	7	0	0	NCAA First Round, LSC Champions
1990	Ron Harms	6	4	0	5	2	0	
1991	Ron Harms	7	3	0	4	2	0	
1992	Ron Harms	9	3	0	6	0	0	NCAA Quarterfinals, LSC Champions
1993	Ron Harms	7	6	0	5	0	0	NCAA Semifinals, LSC Champions
1994	Ron Harms	12	2	0	5	0	0	NCAA Runner-Up, LSC Champions
1995	Ron Harms	11	2	0	7	0	0	NCAA Semifinals, LSC Champions
1996	Ron Harms #	8	3	0	7	0	0	NCAA First Round, LSC Champions
1997	Ron Harms #	9	2	0	9	0	0	NCAA First Round, LSC Champions
1998	Ron Harms #	11	3	0	8	1	0	NCAA Semifinals
1999	Ron Harms #	5	6	0	5	4	0	
Ron Harms Era - 21 seasons *		139	72	0	82	29	0	One NAIA title, 11 LSC titles, Nine NCAA Playoff app.
# - Wins vacated due to NCAA violations								
2000	Richard Cundiff	4	7	0	4	5	0	
2001	Richard Cundiff	9	2	0	8	1	0	NCAA First Round, LSC Co-Champions
2002	Richard Cundiff	10	3	0	7	1	0	NCAA Semifinals, LSC Champions
2003	Richard Cundiff	11	2	0	8	0	0	NCAA Semifinals, LSC Champions
2004	Richard Cundiff	9	2	0	8	1	0	NCAA Second Round, LSC Champions
2005	Richard Cundiff	6	4	0	5	4	0	
2006	Richard Cundiff	3	8	0	3	7	0	
Richard Cundiff Era - Seven seasons		52	28	0	43	19	0	Four LSC titles, four NCAA Playoff app.
2007	Bo Atterberry	3	8	0	3	7	0	
2008	Bo Atterberry	7	4	0	6	3	0	
2009	Bo Atterberry	9	3	0	8	2	0	NCAA First Round, LSC Co-Champions
2010	Bo Atterberry	10	2	0	9	1	0	NCAA Second Round
2011	Bo Atterberry	6	5	0	4	4	0	
2012	Bo Atterberry	6	6	0	5	3	0	
Bo Atterberry Era - Six seasons		41	28	0	35	20	0	One LSC title, two NCAA Playoff app.
2013	David Calloway	2	8	0	0	6	0	
2014	David Calloway ^	1	5	0	0	4	0	
David Calloway Era - Two seasons		3	13	0	0	10	0	
^ - Relieved of coaching duties after six games								
2014	Jaime Martinez & & - Interim Head Coach	1	4	0	0	3	0	
2015	Daren Wilkinson	2	9	0	0	6	0	
2016	Daren Wilkinson	9	3	0	6	3	0	Live United Bowl Champions
2017	Daren Wilkinson	4	7	0	2	6	0	
2018	Daren Wilkinson	4	7	0	2	6	0	
Daren Wilkinson Era - Four seasons		19	26	0	10	21	0	
All-Time Record *		577	317	16	315	167	7	Seven NAIA titles, 34 conference titles
* - Not including wins vacated due to NCAA violations								



PHIL SERCHIA

OFFENSIVE LINE COACH / RUN GAME COORDINATOR
FIFTH SEASON



HASKEL BUFF

DEFENSIVE COORDINATOR / LINEBACKERS COACH
SECOND SEASON



PARKER CUNDIFF

TIGHT ENDS COACH / SPECIAL TEAMS COORDINATOR
FIFTH SEASON



RASHAD SANDERS

DEFENSIVE LINE COACH
FIRST SEASON



AUSTIN GILLMORE

WIDE RECEIVERS COACH
FIRST SEASON



EDDIE MOTEN

CORNERBACKS COACH
SECOND SEASON



SHANE PENNIX

ASSISTANT DEFENSIVE LINE COACH
FIRST SEASON



CHRIS BOLDEN

RUNNING BACKS COACH
FIRST SEASON



DARIAN LINDSEY

ASSISTANT SAFETIES COACH
FIRST SEASON



FLETCHER JONES

RUNNING BACKS COACH
FIRST SEASON

SOFTBALLS



JAVELINA FOOTBALL
PROTECT
THE *VILLE*

2018 STATISTICS // OVERVIEW

2018 SCHEDULE & RESULTS

RECORD: 4-7 (2-6 LSC)
HOME: 4-3 // AWAY: 0-4

DATE	OPPONENT	W/L	SCORE
Aug 30	at #1 A&M-Commerce	L	37-36 (2OT)
Sept 8	TEXAS WESLEYAN	W	52-10
Sept 15	at Angelo State *	L	30-14
Sept 22	EASTERN NEW MEXICO *	L	31-14
Sept 29	NEW MEXICO HIGHLANDS	W	33-30
Oct 6	WESTERN OREGON	L	13-7
Oct 13	#12 MIDWESTERN STATE *	L	69-14
Oct 20	at #9 Tarleton *	L	59-21
Oct 27	WESTERN NEW MEXICO *	W	37-34
Nov 3	at West Texas A&M *	L	35-31
Nov 10	UT PERMIAN BASIN *	W	24-21

* Lone Star Conference game

PASSING

NAME	G	EFF	C-A-I	PCT	YDS	TD	LONG	YPG
Detmer Jr., Koy	11	126.90	220-366-1	60.1	2347	21	64	213.4
Dyal, Cade	3	82.56	10-22-1	45.5	121	0	26	40.3
Rosellini, Casey	9	50.99	10-23-3	43.5	92	0	13	10.2
Moore, Donovan	8	0.0	0-1-0	0.0	0	0	0	0.0
Thomas, Torrey	11	0.0	0-2-0	0.0	0	0	0	0.0
Chisum, Ty	1	0.0	0-1-0	0.0	0	0	0	0.0
TOTAL	11	119.12	240-415-15	57.8	2560	21	64	232.7
OPP	11	112.59	123-289-10	42.6	1783	22	79	162.1

RUSHING

NAME	G	ATT	GAIN	LOSS	NET	AVG	TD	LONG	YPG
Pelrean, Nick	11	134	807	55	752	5.6	5	69	68.4
Carr, Jeff	11	110	509	38	471	4.3	3	57	42.8
Oglesby, Josh	4	29	132	13	119	4.1	0	25	29.8
Lopez, Luis	3	24	99	6	93	3.9	2	18	31.0
Barnes, Kris	9	11	47	2	45	4.1	0	15	5.0
Perkins, Connor	10	9	40	5	35	3.9	0	9	3.5
Moore, Donovan	8	5	21	0	21	4.2	0	5	2.6
Wilson, Tyler	10	1	9	0	9	9.0	0	9	0.9
Milburn, Devin	5	1	3	0	3	3.0	0	3	0.6
Armstrong, Jacob	11	1	2	0	2	2.0	0	2	0.2
Rosellini, Casey	9	1	0	1	-1	-1.0	0	0	-0.1
Dilworth, Aaron	11	1	0	3	-3	-3.0	0	0	-0.3
Guerra, Paul	2	2	2	5	-3	-1.5	0	2	-1.5
Williams, Kyle	8	1	0	6	-6	-6.0	0	0	-0.8
TEAM	6	5	0	9	-9	-1.8	0	0	-1.5
De La Garza, Julio	11	1	0	14	-14	-14.0	0	0	-1.3
Dyal, Cade	3	9	1	35	-34	-3.8	0	1	-11.3
Detmer Jr., Koy	11	42	89	169	-80	-1.9	2	17	-7.3
TOTAL	11	387	1761	361	1400	3.6	12	69	127.3
OPP	11	418	2447	336	2111	5.1	25	78	191.9

RECEIVING

NAME	G	REC	YDS	AVG	TD	LONG	YPG
Wilson, Tyler	10	45	601	13.4	2	48	60.1
Dilworth, Aaron	11	42	540	12.9	7	64	49.1
Thomas, Torrey	11	29	217	7.5	2	19	19.7
Milburn, Devin	5	12	208	17.3	1	48	41.6
Martinez, Ryan	9	10	159	15.9	2	39	17.7
Posada, Roe	6	19	141	7.4	1	21	23.5
Moore, Donovan	8	14	129	9.2	1	30	16.1
Carr, Jeff	11	15	105	7.0	1	28	9.6
Smith, Alan	10	4	85	21.3	0	39	8.5
Hertel, Brent	9	11	84	7.6	1	19	9.3
Chisum, Ty	1	5	82	16.4	2	37	82.0
Pelrean, Nick	11	13	76	5.9	0	23	6.9
Armstrong, Jacob	11	6	63	10.5	0	26	5.7
Williams, Kyle	8	8	50	6.3	0	19	6.3
Perkins, Connor	10	3	14	4.7	0	9	1.4
Paul, Rokeem	8	3	13	4.3	0	10	1.6
Smith, Brandon	6	1	3	3.0	1	3	0.5
Detmer Jr., Koy	11	0	-10	0.0	0	0	-0.9
TOTAL	11	240	2560	10.7	21	64	232.7
OPP	11	123	1783	14.5	22	79	162.1

TEAM STATS

	TAMUK	OPPONENTS
SCORING	283	369
Points per game	25.7	33.6
Points Off Turnovers	78	91
FIRST DOWNS	198	199
Rushing	64	89
Passing	112	69
Penalty	22	41
RUSHING YARDAGE	1400	2111
Yards Gained	1761	2447
Yards Lost	361	336
Attempts	387	418
Average Per Attempt	3.6	5.1
Average Per Game	127.3	191.9
Touchdowns	12	25
PASSING YARDAGE	2560	1783
Attempts-Completions-Interceptions	415-240-15	289-123-10
Average Per Attempt	6.2	6.2
Average Per Game	232.7	162.1
Touchdowns	21	22
TOTAL OFFENSE	3960	3894
Total Plays	802	707
Average Per Play	4.9	5.5
Average Per Game	360.0	354.0
KICK RETURNS	43-768	40-824
PUNT RETURNS	33-357	21-89
INTERCEPTION RETURNS	10-92	15-222
KICK RETURN AVERAGE	17.9	20.6
PUNT RETURN AVERAGE	10.8	4.2
INTERCEPTION RETURN AVERAGE	9.2	14.8
FUMBLES-LOST	25-13	24-11
PENALTIES-YARDS	114-976	80-704
Average Per Game	88.7	64.0
PUNTS-YARDS	68-2452	76-2891
Average Per Punt	36.1	38.0
Net Punt Average	32.7	32.0
KICKOFFS-YARDS	54-3106	66-3503
Average Per Kick	57.5	53.1
Net Kick Average	36.2	35.8
TIME OF POSSESSION PER GAME	32:09	27:51
3RD DOWN CONVERSIONS	63-177	45-151
3rd Down Percentage	36%	30%
4TH DOWN CONVERSIONS	5-18	6-14
4th Down Percentage	28%	43%
SACKS BY-YARDS	18-125	30-184
MISCELLANEOUS YARDS	0	100
TOUCHDOWNS SCORED	37	49
FIELD GOALS-ATTEMPTS	9-15	10-11
ON-SIDE KICKS	0-1	2-2
RED ZONE SCORES	26-36 (72%)	31-34 (91%)
RED ZONE TOUCHDOWNS	21-36 (58%)	24-34 (71%)
PAT-ATTEMPTS	32-33 (97%)	45-46 (98%)

ATTENDANCE

Total	11 games	53,654 (4,878 avg)
Home	7 games	32,305 (4,615 avg)
Road	4 games	21,349 (5,337 avg)

SCORE BY QUARTER

	1st	2nd	3rd	4th	OT	Total
TAMUK	46	107	82	35	13	283
OPPONENTS	86	103	103	73	14	369

2018 STATISTICS // OVERVIEW

ALL-PURPOSE

NAME	G	RUSH	REC	PR	KR	IR	TOTAL	YPG
Carr, Jeff	11	471	105	0	330	0	906	82.4
Pelrean, Nick	11	752	76	0	0	0	828	75.3
Wilson, Tyler	10	9	601	0	0	0	610	61.0
Dilworth, Aaron	11	-3	540	0	0	0	537	48.8
Jackson, Aaron	11	0	0	137	304	0	441	40.1
Moore, Donovan	8	21	129	150	0	0	300	37.5
Thomas, Torrey	11	0	217	0	9	0	226	20.5
Milburn, Devin	5	3	208	-7	0	0	204	40.8
Martinez, Ryan	9	0	159	0	0	0	159	17.7
Posada, Roe	6	0	141	0	0	0	141	23.5
Oglesby, Josh	4	119	0	0	16	0	135	33.8
Perkins, Connor	10	35	14	15	43	0	107	10.7
Lopez, Luis	3	93	0	0	0	0	93	31.0
Hertel, Brent	9	0	84	0	9	0	93	10.3
Smith, Alan	10	0	85	0	0	0	85	8.5
Armstrong, Jacob	11	2	63	20	0	0	85	7.7
Chisum, Ty	1	-6	82	0	0	0	82	82.0
Williams, Kyle	8	0	50	0	29	0	73	9.1
Fa'agata, Dynamite-Jones	5	45	0	0	0	49	49	9.8
Barnes, Kris	9	0	0	0	0	0	45	5.0
Landez, Sean	11	0	0	42	0	0	42	3.8
Semanat, Jordan	11	0	0	0	0	41	41	3.7
Paul, Rokeem	8	0	13	0	0	0	13	1.6
Davis, Zach	2	0	0	0	12	0	12	6.0
Hockless, Josh	7	0	0	0	11	0	11	1.6
Clarkson, Jacob	10	0	0	0	5	0	5	0.5
Stiff, Nick	11	0	0	0	0	4	4	0.4
Smith, Brandon	6	0	3	0	0	0	3	0.5
Rosellini, Casey	9	-1	0	0	0	0	-1	-0.1
Williams, Devonte	11	0	0	0	0	-2	-2	-0.2
Guerra, Paul	2	-3	0	0	0	0	-3	-1.5
TEAM	6	-9	0	0	0	0	-9	-1.5
De La Garza, Julio	11	-14	0	0	0	0	-14	-1.3
Dyal, Cade	3	-34	0	0	0	0	-34	-11.3
Detmer Jr., Koy	11	-80	-10	0	0	0	-90	-8.2
TOTAL	11	1400	2560	357	768	92	5177	470.6
OPP	11	2111	1783	89	824	222	5029	457.2

TOTAL OFFENSE

NAME	G	PLAYS	RUSH	PASS	TOTAL	YPG
Detmer Jr., Koy	11	408	-80	2347	2267	206.1
Pelrean, Nick	11	134	752	0	752	68.4
Carr, Jeff	11	110	471	0	471	42.8
Oglesby, Josh	4	29	119	0	119	29.8
Lopez, Luis	3	24	93	0	93	31.0
Rosellini, Casey	9	24	-1	92	91	10.1
Dyal, Cade	3	31	-34	121	87	29.0
Barnes, Kris	9	11	45	0	45	5.0
Perkins, Connor	10	9	35	0	35	3.5
Moore, Donovan	8	6	21	0	21	2.6
Wilson, Tyler	10	1	9	0	9	0.9
Milburn, Devin	5	1	3	0	3	0.6
Armstrong, Jacob	11	1	2	0	2	0.2
Guerra, Paul	2	2	-3	0	-3	-1.5
Dilworth, Aaron	11	1	-3	0	-3	-0.3
Williams, Kyle	8	1	-6	0	-6	-0.8
TEAM	6	5	-9	0	-9	-1.5
De La Garza, Julio	11	1	-14	0	-14	-1.3
TOTAL	11	802	1400	2560	3960	360.0
OPP	11	707	2111	1783	3894	354.0

KICK RETURNS

NAME	NO	YDS	AVG	TD	LONG
Carr, Jeff	19	330	17.4	0	33
Jackson, Aaron	12	304	25.3	0	53
Perkins, Conner	2	43	21.5	0	27
Williams, Kyle	2	29	14.5	0	17
Oglesby, Josh	1	16	16.0	0	16
Davis, Zach	1	12	12.0	0	12
Hockless, Josh	1	11	11.0	0	11
Hertel, Brent	1	9	9.0	0	9
Thomas, Torrey	2	9	4.5	0	7
Clarkson, Jacob	1	5	5.0	0	5
Armstrong, Jacob	1	0	0.0	0	0
TOTAL	43	768	17.9	0	53
OPP	40	824	20.6	1	47

SCORING

NAME	TD	FG	SAF	KICK	RUSH	RCV	PASS	DXP	PTS
De La Garza, Julio	0	9	0	32-33	0-0	0	0-0	0	59
Dilworth, Aaron	7	0	0	0-0	0-0	0	0-0	0	42
Pelrean, Nick	5	0	0	0-0	0-0	0	0-0	0	30
Carr, Jeff	4	0	0	0-0	0-0	0	0-0	0	24
Lopez, Luis	2	0	0	0-0	0-0	0	0-0	0	12
Detmer Jr., Koy	2	0	0	0-0	0-0	0	1-1	0	12
Martinez, Ryan	2	0	0	0-0	0-0	0	0-0	0	12
Thomas, Torrey	2	0	0	0-0	0-0	0	0-0	0	12
Wilson, Tyler	2	0	0	0-0	0-0	0	0-0	0	12
Chisum, Ty	2	0	0	0-0	0-0	0	0-0	0	12
Hertel, Brent	1	0	0	0-0	0-0	1	0-0	0	8
Moore, Donovan	1	0	0	0-0	0-0	0	0-0	0	6
Milburn, Devin	1	0	0	0-0	0-0	0	0-0	0	6
Fa'agata, Dynamite-Jones	1	0	0	0-0	0-0	0	0-0	0	6
Armstrong, Jacob	1	0	0	0-0	0-0	0	0-0	0	6
Semanat, Jordan	1	0	0	0-0	0-0	0	0-0	0	6
Posada, Roe	1	0	0	0-0	0-0	0	0-0	0	6
Jones, Brandon	1	0	0	0-0	0-0	0	0-0	0	6
Smith, Brandon	1	0	0	0-0	0-0	0	0-0	0	6
Dyal, Cade	0	0	0	0-0	0-0	0	0-2	0	0
Rosellini, Casey	0	0	0	0-0	0-1	0	0-0	0	0
TOTAL	37	9	0	32-33	0-1	1	1-3	0	283
OPP	49	10	0	45-46	0-1	0	0-2	0	369

PUNTING

NAME	NO	YDS	AVG	LONG	TB	FC	I20	50+	BLK
De La Garza, Julio	68	2452	36.1	58	7	14	24	5	0
TOTAL	68	2452	36.1	58	7	14	24	5	0
OPP	76	2891	38.0	57	5	7	18	6	2

PUNT RETURNS

NAME	NO	YDS	AVG	TD	LONG
Moore, Donovan	13	150	11.5	0	61
Jackson, Aaron	9	137	15.2	0	43
Landez, Sean	5	42	8.4	0	39
Armstrong, Jacob	2	20	10.0	1	20
Perkins, Connor	3	15	5.0	0	11
Milburn, Devin	1	-7	-7.0	0	0
TOTAL	33	357	10.8	1	61
OPP	21	89	4.2	0	18

INTERCEPTIONS

NAME	NO	YDS	AVG	TD	LONG
Stiff, Nick	3	4	1.3	0	4
Semanat, Jordan	3	41	13.7	1	31
Williams, Devonte	2	-2	-1.0	0	0
Landez, Sean	1	0	0.0	0	0
Fa'agata, Dynamite-Jones	1	49	49.0	1	49
TOTAL	10	92	9.2	2	49
OPP	15	222	14.8	0	51

FUMBLE RETURNS

NAME	NO	YDS	AVG	TD	LONG
Jones, Brandon	1	41	41.0	1	41
TOTAL	1	41	41.0	1	41
OPP	4	113	28.2	1	40

KICKOFFS

NAME	NO	YDS	AVG	TB	OB
De La Garza, Julio	54	3106	57.5	13	1
TOTAL	54	3106	57.5	13	1
OPP	66	3503	53.1	15	3

2018 STATISTICS // OVERVIEW

DEFENSIVE

NAME.....	G	SOLO	AST	TOT	TFL-YDS	SACKS-YDS	INT	BU	QBH	FR	FF	KICK	SAF
Tutt, Tre'Michael.....	11	49	40	89	12.0-27	2.0-12	0	1	1	0	1	0	0
Jones, Brandon.....	11	34	33	67	17.0-81	6.5-48	0	1	26	2	2	0	0
Hendrix, Payton.....	11	35	30	65	1.5-2	0-0	0	1	0	0	1	0	0
Valentine, Caleb.....	10	32	29	61	16.5-53	4.5-20	0	0	13	1	1	0	0
Williams, Devonte.....	11	33	23	56	6.0-30	0-0	2	8	1	3	3	0	0
Harrison, Jalen.....	11	26	27	53	4.5-26	0.5-5	0	3	0	0	0	0	0
Landez, Sean.....	11	19	14	33	4.5-20	2.0-13	1	7	2	0	0	0	0
Taylor, Vaughn.....	11	14	18	32	4.0-12	0.5-7	0	0	0	0	1	0	0
Semanat, Jordan.....	11	19	9	28	0.5-1	0-0	3	11	0	1	0	0	0
Stiff, Nick.....	11	13	8	21	3.0-16	1.0-13	3	0	2	0	0	0	0
Jackson, Aaron.....	11	16	3	19	1.0-3	0-0	0	6	0	1	1	0	0
Fa'agata, Dynamite-Jones.....	5	4	12	16	0.5-0	0-0	1	0	0	0	0	0	0
Clarkson, Jacob.....	10	7	9	16	1.0-2	0-0	0	0	0	0	0	0	0
Lewis, Alec.....	10	5	10	15	0-0	0-0	0	0	0	0	0	1	0
Sims, Shawn.....	11	7	7	14	3.0-9	0.5-5	0	0	1	0	0	0	0
Davis, Jimmar.....	11	3	10	13	0.5-2	0.5-2	0	0	4	0	0	0	0
Gardner, Cody.....	9	4	9	13	1.5-3	0-0	0	0	0	0	0	0	0
Smith, Alan.....	10	9	2	11	0-0	0-0	0	0	0	1	0	0	0
Rowe, Keshon.....	10	6	3	9	0-0	0-0	0	1	0	1	1	1	0
Armstrong, Jacob.....	11	5	3	8	0-0	0-0	0	0	0	1	0	0	0
Wilson, Josh.....	9	4	3	7	0-0	0-0	0	3	0	0	0	0	0
Crenshaw, Brajhon.....	8	3	3	6	0-0	0-0	0	4	0	0	0	0	0
Franklin, Kason.....	9	4	1	5	0-0	0-0	0	0	0	0	0	0	0
Dever, Le'Andre.....	8	3	1	4	0-0	0-0	0	0	0	0	0	0	0
Hollaway, Deaderick.....	9	4	0	4	0-0	0-0	0	0	0	0	0	0	0
Hertel, Brent.....	9	4	0	4	0-0	0-0	0	0	0	0	0	0	0
Henderson, Chris.....	2	1	2	3	0-0	0-0	0	0	0	0	0	0	0
Brown, Nico.....	7	1	2	3	0-0	0-0	0	0	0	0	0	0	0
Pelrean, Nick.....	11	2	0	2	0-0	0-0	0	0	0	0	0	0	0
Detmer Jr., Koy.....	11	1	1	2	0-0	0-0	0	0	0	0	0	0	0
Martinez, Ryan.....	9	0	2	2	0-0	0-0	0	0	0	0	0	0	0
Calvin, Shane.....	2	0	2	2	0-0	0-0	0	0	0	0	0	0	0
Williams, Kyle.....	8	2	0	2	0-0	0-0	0	0	0	0	0	0	0
Barnes, Kris.....	9	1	1	2	0-0	0-0	0	0	0	0	0	0	0
Irby, Troy.....	1	0	2	2	0-0	0-0	0	0	0	0	0	0	0
Johnson, Justin.....	11	2	0	2	0-0	0-0	0	0	0	0	0	0	0
Wilson, Tyler.....	10	2	0	2	0-0	0-0	0	0	0	0	0	0	0
Carr, Jeff.....	11	0	1	1	0-0	0-0	0	0	0	0	0	0	0
Moore, Donovan.....	8	1	0	1	0-0	0-0	0	0	0	0	0	0	0
Oglesby, Josh.....	4	0	1	1	0-0	0-0	0	0	0	0	0	0	0
Paul, Rokeem.....	8	1	0	1	0-0	0-0	0	0	0	0	0	0	0
De La Garza, Julio.....	11	1	0	1	0-0	0-0	0	0	0	0	0	0	0
Youngberg, Kai.....	1	1	0	1	0-0	0-0	0	0	0	0	0	0	0
Wilkins, Omar.....	2	0	1	1	0-0	0-0	0	0	0	0	0	0	0
Dilworth, Aaron.....	11	1	0	1	0-0	0-0	0	0	0	0	0	0	0
Posada, Roe.....	6	1	0	1	0-0	0-0	0	0	0	0	0	0	0
Hockless, Josh.....	7	1	0	1	0-0	0-0	0	0	0	0	0	0	0
Horn III, Moses.....	6	1	0	1	0-0	0-0	0	0	0	0	0	0	0
Foote, Jamal.....	2	1	0	1	1.0-3	0-0	0	0	0	0	0	0	0
Sisco, Trent.....	1	1	0	1	0-0	0-0	0	0	0	0	0	0	0
Lofton, Justin.....	4	0	0	1	0-0	0-0	0	0	0	0	0	1	0
TOTAL.....	11	384	322	706	79.0-292	18.0-125	10	46	50	11	11	3	0
OPP.....	11	467	336	803	94.0-362	30.0-186	15	51	49	13	13	3	0

2018 STATISTICS // OVERVIEW

TEAM GAME-BY-GAME CAPSULES // OFFENSE

	RUSHING				RECEIVING				PASSING				KICK RETURN				PUNT RETURN				TOTAL
	NO	YDS	TD	LG	NO	YDS	TD	LG	C-A-I	YDS	TD	LG	NO	YDS	TD	LG	NO	YDS	TD	LG	OFF
AUGUST 30																					
TAMUK	37	94	1	13	33	320	4	43	33-47-2	320	4	43	3	37	0	33	0	0	0	0	414
at A&M-Commerce	31	64	2	13	23	302	3	44	23-48-1	302	3	44	4	90	0	45	4	22	0	18	396
SEPTEMBER 8																					
TAMUK	48	287	5	65	15	208	1	39	15-26-1	208	1	39	3	13	0	11	6	64	0	20	495
TEXAS WESLEYAN	31	7	0	5	5	58	1	27	5-16-3	58	1	27	7	102	0	30	1	9	0	9	65
SEPTEMBER 15																					
TAMUK	40	63	0	24	13	129	1	22	13-35-2	129	1	22	6	122	0	31	5	80	1	39	192
at Angelo State	48	208	2	36	8	150	1	33	8-26-0	150	1	33	1	33	0	33	3	7	0	7	358
SEPTEMBER 22																					
TAMUK	29	71	1	24	19	158	1	25	19-36-2	158	1	25	5	138	0	33	1	1	0	1	228
EASTERN N.M.	57	374	2	49	3	100	2	66	3-6-1	100	2	66	2	71	0	33	1	0	0	0	474
SEPTEMBER 29																					
TAMUK	34	176	2	69	18	296	2	64	18-30-1	296	2	64	6	126	0	53	3	3	0	3	472
N.M. HIGHLANDS	34	177	2	30	16	171	2	33	16-37-1	171	2	33	7	138	0	27	1	-2	0	0	348
OCTOBER 6																					
TAMUK	26	58	0	21	18	199	0	48	18-30-1	199	0	48	0	0	0	0	4	73	0	61	257
WESTERN OREGON	42	131	0	14	8	80	1	15	8-24-1	80	1	15	1	19	0	19	1	0	0	0	211
OCTOBER 13																					
TAMUK	25	102	0	18	26	206	1	33	26-40-3	206	1	33	7	116	0	26	0	0	0	0	308
MIDWESTERN STATE	24	141	3	45	22	361	5	61	22-38-0	361	5	61	2	68	1	47	2	16	0	8	502
OCTOBER 20																					
TAMUK	36	70	1	18	28	232	2	19	28-49-1	232	2	19	2	28	0	16	1	0	0	0	302
at Tarleton	35	315	4	66	10	270	4	79	10-17-0	270	4	79	4	115	0	42	1	-2	0	0	585
OCTOBER 27																					
TAMUK	46	249	2	62	20	249	3	42	20-35-1	249	3	42	3	54	0	23	4	7	0	8	498
WESTERN N.M.	47	270	4	61	8	64	1	29	8-21-1	64	1	29	5	74	0	30	2	10	0	10	334
NOVEMBER 3																					
TAMUK	36	106	0	17	28	314	3	43	28-47-1	314	3	43	5	65	0	25	5	64	0	43	420
at West Texas A&M	28	257	4	78	6	106	1	78	6-15-0	106	1	78	5	81	0	27	4	20	0	13	363
NOVEMBER 10																					
TAMUK	30	124	0	58	22	249	3	39	22-40-0	249	3	39	3	69	0	26	4	65	0	42	373
UT PERMIAN BASIN	41	137	2	17	14	121	1	33	14-41-2	121	1	33	2	33	0	21	1	9	0	9	358
TOTAL	387	1400	12	69	240	2560	21	64	240-415-15	2560	21	64	43	768	0	53	33	357	1	61	3960
OPP	418	2111	25	78	123	1783	22	79	123-289-10	1783	22	79	40	824	1	47	21	89	0	18	3894

2018 STATISTICS // OVERVIEW

TEAM GAME-BY-GAME CAPSULES // DEFENSE

	TACKLES			SACKS		FUMBLES		PASS DEFENSE				PAT ATTEMPTS			POINTS OFF	
	UA	A	TOT	TFL-YDS	NO-YDS	FF	FR-YDS	INT-YDS	QBH	BRUP	BLK	KICK	RUSH	RCV	SAF	T/O TOT
AUGUST 30																
TAMUK	47	14	61	7.0-15	1.0-5	1	2-0	1-5	10	4	0	3-3	0	0	0	9
at A&M-Commerce	56	22	78	11.0-32	3.0-17	0	0-0	2-0	13	1	0	4-4	0	0	0	3
SEPTEMBER 8																
TAMUK	27	32	59	11.0-31	1.0-3	0	0-0	3-48	2	2	0	7-7	0	0	0	14
TEXAS WESLEYAN	46	38	84	11.0-56	3.0-28	2	2-26	1-0	4	3	0	1-1	0	0	0	10
SEPTEMBER 15																
TAMUK	32	52	84	9.0-38	0.0-0	2	2-0	0-0	5	6	1	2-2	0	0	0	0
at Angelo State	38	44	82	12.0-40	5.0-18	2	0-0	2-4	2	10	0	3-3	0	0	0	3
SEPTEMBER 22																
TAMUK	39	38	77	6.0-9	0.0-0	2	2-0	1-5	0	1	0	2-2	0	0	0	7
EASTERN N.M.	32	40	72	9.0-32	2.0-13	1	1-0	2-46	1	7	0	4-4	0	0	0	7
SEPTEMBER 29																
TAMUK	41	30	71	2.0-12	1.0-9	2	1-0	1-0	3	9	0	3-3	0	0	0	13
N.M. HIGHLANDS	35	34	69	10.0-43	4.0-26	1	1-0	1-51	1	2	1	3-3	0	0	0	14
OCTOBER 6																
TAMUK	29	36	65	6.0-37	3.0-26	0	0-0	1-31	7	2	0	1-1	0	0	0	7
WESTERN OREGON	33	28	61	6.0-29	4.0-24	2	1-40	1-(-2)	2	4	0	1-1	0	0	0	6
OCTOBER 13																
TAMUK	34	10	44	3.0-12	0.0-0	1	1-41	0-0	2	6	1	2-2	0	0	0	7
MIDWESTERN STATE	41	24	65	4.0-7	0.0-0	1	1-0	3-32	0	6	1	9-10	0	0	0	7
OCTOBER 20																
TAMUK	28	28	56	5.0-27	3.0-22	0	1-0	0-0	4	2	1	3-3	0	0	0	7
at Tarleton	43	30	73	7.0-42	3.0-26	1	1-7	1-42	21	4	0	8-8	0	0	0	14
OCTOBER 27																
TAMUK	37	38	75	14.0-58	5.0-33	1	2-0	1-4	2	5	0	4-5	0	0	0	14
WESTERN N.M.	44	38	82	7.0-16	1.0-5	1	2-0	1-49	1	4	0	4-4	0	0	0	6
NOVEMBER 3																
TAMUK	32	12	44	7.0-20	2.0-12	0	0-0	0-0	4	2	0	2-2	0	1	0	0
at West Texas A&M	56	22	78	9.0-33	3.0-20	1	1-0	1-0	1	3	0	5-5	0	0	0	7
NOVEMBER 10																
TAMUK	38	32	70	9.0-33	2.0-15	2	0-0	2-(-1)	11	7	0	3-3	0	0	0	0
UT PERMIAN BASIN	43	16	59	8.0-32	2.0-9	1	3-40	0-0	3	7	1	3-3	0	0	0	14
TOTAL	384	322	706	79.0-292	18.0-125	11	11-41	10-92	50	46	3	32-33	0	1	0	78
OPP	467	336	803	94.0-362	30.0-186	13	13-113	15-222	49	51	3	45-46	0	0	0	91

2018 STATISTICS // OVERVIEW

TEAM GAME-BY-GAME CAPSULES // SPECIAL TEAMS

	PUNTING										FIELD GOALS			KICKOFFS			
	NO	YDS	AVG	LONG	BLKD	TB	FC	50+	I20	MD-ATT	LONG	BLKD	NO	YDS	AVG	TB	OB
AUGUST 30																	
TAMUK	7	274	39.1	49	0	1	0	0	3	1-2	45	0	5	269	53.8	1	0
at A&M-Commerce	6	242	40.3	46	0	1	2	0	1	1-2	34	0	5	271	54.2	1	1
SEPTEMBER 8																	
TAMUK	4	126	31.5	56	0	0	0	1	2	1-1	23	0	9	445	49.4	1	1
TEXAS WESLEYAN	12	449	37.4	53	0	0	1	1	2	1-1	28	0	3	96	32.0	0	0
SEPTEMBER 15																	
TAMUK	9	263	29.2	44	0	1	1	0	3	0-1	0	0	3	194	64.7	2	0
at Angelo State	8	312	39.0	57	1	1	0	1	2	3-3	35	0	7	411	58.7	1	0
SEPTEMBER 22																	
TAMUK	7	262	37.4	58	0	2	2	1	1	0-0	0	0	3	195	65.0	1	0
EASTERN N.M.	4	136	34.0	45	0	1	2	0	3	1-1	29	0	6	368	61.3	0	1
SEPTEMBER 29																	
TAMUK	5	220	44.0	46	0	0	0	0	4	2-3	39	1	7	428	61.1	0	0
N.M. HIGHLANDS	6	227	37.8	46	0	0	0	0	2	1-1	49	0	6	312	52.0	0	0
OCTOBER 6																	
TAMUK	6	247	41.2	46	0	0	3	0	2	0-1	0	0	2	130	65.0	1	0
WESTERN OREGON	8	333	41.6	54	0	0	0	1	2	2-2	55	0	4	245	61.2	4	0
OCTOBER 13																	
TAMUK	5	175	35.0	42	0	0	3	0	0	0-1	0	1	2	122	61.0	1	0
MIDWESTERN STATE	4	146	36.5	40	0	0	1	0	1	0-0	0	0	10	580	58.0	3	0
OCTOBER 20																	
TAMUK	8	286	35.8	52	0	1	2	2	3	0-0	0	0	4	254	63.5	0	0
at Tarleton	4	144	36.0	51	1	1	0	1	1	1-1	17	0	10	480	48.0	4	0
OCTOBER 27																	
TAMUK	7	247	35.3	45	0	0	1	0	4	1-1	28	0	7	347	53.9	2	0
WESTERN N.M.	8	280	35.0	46	0	0	1	0	1	0-0	0	0	5	214	42.8	1	1
NOVEMBER 3																	
TAMUK	5	189	37.8	47	0	0	0	0	2	3-3	41	0	7	377	53.9	1	0
at West Texas A&M	8	360	45.0	56	0	1	0	2	2	0-0	0	0	6	336	56.0	1	0
NOVEMBER 10																	
TAMUK	5	163	32.6	53	0	2	2	1	0	1-2	40	1	5	315	63.0	3	0
UT PERMIAN BASIN	8	262	32.8	45	0	0	0	0	1	0-0	0	0	4	190	47.5	0	0
TOTAL	68	2452	36.1	58	0	7	14	5	24	9-15	45	3	54	3106	57.5	13	1
OPP	76	2891	38.0	57	2	5	7	6	18	10-11	55	0	66	3503	53.1	15	3

2018 STATISTICS // SUPERLATIVES

INDIVIDUAL GAME HIGHS

TAMUK	CATEGORY	OPPONENTS
24 - Nick Pelrean, vs WNMU (Oct 27)	RUSHES	29 - Tyrese Nathan, at ASU (Sept 15)
153 - Nick Pelrean, vs WNMU (Oct 27)	YARDS RUSHING	200 - DeAndre Williams, vs WNMU (Oct 27)
2, 2x - Nick Pelrean / Luis Lopez, vs TWU (Sept 8)	TD RUSHES	4 - Xavier Turner, at TSU (Oct 20)
69 - Nick Pelrean, vs NMHU (Sept 29)	LONG RUSH	78 - Brandon Blair, at WT (Nov 3)
48 - Koy Detmer Jr., at TSU (Oct 20)	PASS ATTEMPTS	48 - Preston Wheeler, at A&M-C (Aug 30)
33 - Koy Detmer Jr., at A&M-C (Aug 30)	PASS COMPLETIONS	23 - Preston Wheeler, at A&M-C (Aug 30)
320 - Koy Detmer Jr., at A&M-C (Aug 30)	YARDS PASSING	338 - Layton Rabb, vs MSU Texas (Oct 13)
4 - Koy Detmer Jr., at A&M-C (Aug 30)	TD PASSES	5 - Layton Rabb, vs MSU Texas (Oct 13)
64 - Koy Detmer Jr., vs NMHU (Sept 29)	LONG PASS	79 - Ben Holmes, at TSU (Oct 20)
11, 2x - last Tyler Wilson, vs UTPB (Nov 10)	RECEPTIONS	9 - Juwan Johnson, vs MSU Texas (Oct 13)
154 - Tyler Wilson, at WT (Nov 3)	YARDS RECEIVING	202 - Juwan Johnson, vs MSU Texas (Oct 13)
2, 2x - last Aaron Dilworth at WT (Nov 3)	TD RECEPTIONS	4 - Juwan Johnson, vs MSU Texas (Oct 13)
64 - Aaron Dilworth, vs NMHU (Sept 29)	LONG RECEPTION	79 - J.F. Thomas, at TSU (Oct 20)
3 - Julio De La Garza, at WT (Nov 3)	FIELD GOALS	3 - Connor Flanigan, at ASU (Sept 15)
9 - Julio De La Garza, at ASU (Sept 15)	PUNTS	12 - Gregory Blaser, vs TWU (Sept 8)
44.0 - Julio De La Garza, vs NMHU (Sept 29)	PUNTING AVG	45.3 - Gabriel Gridley, at ASU (Sept 15)
58 - Julio De La Garza, vs ENMU (Sept 22)	LONG PUNT	57 - Gabriel Gridley, at ASU (Sept 15)
4, 2x - last Julio De La Garza, vs WOU (Oct 6)	PUNTS INSIDE 20	3 - Tyler Vargas, vs ENMU (Sept 22)
61 - Donovan Moore, vs WOU (Oct 6)	LONG PUNT RETURN	18 - Dominique Ramsey, at A&M-C (Aug 30)
53 - Aaron Jackson, vs NMHU (Sept 29)	LONG KICKOFF RETURN	47 - Xavier Land, vs MSU Texas (Oct 13)
16 - Payton Hendrix, vs ENMU (Sept 22)	TACKLES	16 - Hunter Kyle, at ASU (Sept 15)
2.5 - Caleb Valentine, vs WNMU (Oct 27)	SACKS	2.5 - Michael Onuoha, at A&M-C (Aug 30)
5.0 - Caleb Valentine, vs WNMU (Oct 27)	TACKLES FOR LOSS	4.0, 2x - last Gerred Johnson, at WT (Nov 3)
1, 10x - last Sean Landez, vs UTPB (Nov 10)	INTERCEPTIONS	1, 15x - last Kevon Thomas, at WT (Nov 3)

TEAM GAME HIGHS

TAMUK	CATEGORY	OPPONENTS
48 - vs Texas Wesleyan (Sept 8)	RUSHES	57 - vs Eastern New Mexico (Sept 22)
287 - vs Texas Wesleyan (Sept 8)	YARDS RUSHING	374 - vs Eastern New Mexico (Sept 22)
6.0 - vs Texas Wesleyan (Sept 8)	YARDS PER RUSH	9.2 - at West Texas A&M (Nov 3)
5 - vs Texas Wesleyan (Sept 8)	TD RUSHES	4, 3x - last at West Texas A&M (Nov 3)
49 - at Tarleton (Oct 20)	PASS ATTEMPTS	48 - at A&M-Commerce (Aug 30)
33 - at A&M-Commerce (Aug 30)	PASS COMPLETIONS	23 - at A&M-Commerce (Aug 30)
320 - at A&M-Commerce (Aug 30)	YARDS PASSING	361 - vs Midwestern State (Oct 13)
9.9 - vs New Mexico Highlands (Sept 29)	YARDS PER PASS	16.7 - vs Eastern New Mexico (Sept 22)
4 - at A&M-Commerce (Aug 30)	TD PASSES	5 - vs Midwestern State (Oct 13)
85 - at Tarleton (Oct 20)	TOTAL PLAYS	82 - vs UT Permian Basin (Nov 10)
498 - vs Western New Mexico (Oct 27)	TOTAL OFFENSE	585 - at Tarleton (Oct 20)
7.4 - vs New Mexico Highlands (Sept 29)	YARDS PER PLAY	11.2 - at Tarleton (Oct 20)
52 - vs Texas Wesleyan (Sept 8)	POINTS	69 - Midwestern State (Oct 13)
26 - at West Texas A&M (Nov 3)	FIRST DOWNS	25 - vs New Mexico Highlands (Sept 29)
15 - vs New Mexico Highlands (Sept 29)	PENALTIES	10 - vs Eastern New Mexico (Sept 22)
133 - vs New Mexico Highlands (Sept 29)	PENALTY YARDS	100 - at West Texas A&M (Nov 3)
4 - vs Midwestern State (Oct 13)	TURNOVERS	3, 4x - last vs Western New Mexico (Oct 27)
5 - vs Western New Mexico (Oct 27)	SACKS BY	5 - at Angelo State (Sept 15)
3 - vs Texas Wesleyan (Sept 8)	INTERCEPTIONS BY	3 - Midwestern State (Oct 13)
9 - at Angelo State (Sept 15)	PUNTS	12 - vs Texas Wesleyan (Sept 8)
44.0 - vs New Mexico Highlands (Sept 29)	PUNTING AVG	45.0 - at West Texas A&M (Nov 3)
58 - vs Eastern New Mexico (Sept 22)	LONG PUNT	57 - at Angelo State (Sept 15)
4, 2x - last vs Western New Mexico (Oct 27)	PUNTS INSIDE 20	3 - vs Eastern New Mexico (Sept 22)
61 - vs Western Oregon (Oct 6)	LONG PUNT RETURN	18 - at A&M-Commerce (Aug 30)

2018 STATISTICS // SCORING & BIG PLAYS

2018 SCORING DRIVES

20-YARD PLAYS // 71

TIME	PLAYS-YDS	RESULT	SCORING PLAY	OPPONENT	YDS	TYPE	NAME(S)	OPP
0:07	1-16	Touchdown	Dilworth 16-yard pass from Detmer Jr.	at Tarleton (Oct 20)	69*	RUSH	Pelrean, Nick	NMHU
0:11	1-57	Touchdown	Carr 57-yard run	TEXAS WESLEYAN (Sept 8)	65*	RUSH	Pelrean, Nick	TWU
0:13	1-69	Touchdown	Pelrean 69-yard run	NEW MEXICO HIGHLANDS (Sept 29)	64	PASS	Dilworth, Aaron from Detmer Jr., Koy	NMHU
0:14	1-55	Touchdown	Carr 55-yard run	NEW MEXICO HIGHLANDS (Sept 29)	62*	RUSH	Pelrean, Nick	WNMU
0:48	3-24	Touchdown	Dilworth 22-yard pass from Detmer Jr.	TEXAS WESLEYAN (Sept 8)	61	PR	Moore, Donovan	WOU
0:50	3-48	Touchdown	Milburn 48-yard pass from Detmer Jr.	NEW MEXICO HIGHLANDS (Sept 29)	58	RUSH	Pelrean, Nick	UTPB
0:51	3-60	Touchdown	Hertel 19-yard pass from Detmer Jr.	WESTERN NEW MEXICO (Oct 27)	57*	RUSH	Carr, Jeff	TWU
1:11	3-79	Touchdown	Pelrean 65-yard run	TEXAS WESLEYAN (Sept 8)	55*	RUSH	Carr, Jeff	NMHU
1:12	8-42	Field Goal	De La Garza 23-yard field goal	TEXAS WESLEYAN (Sept 8)	53	KR	Jackson, Aaron	NMHU
1:13	5-20	Touchdown	Dilworth 3-yard pass from Detmer Jr.	at West Texas A&M (Nov 3)	49*	INT	Fa'agata, Dynamite-Jones	TWU
1:20	4-53	Touchdown	Carr 15-yard run	WESTERN NEW MEXICO (Oct 27)	48	PASS	Wilson, Tyler from Detmer Jr., Koy	WOU
1:27	4-5	Field Goal	De La Garza 45-yard field goal	at A&M-Commerce (Aug 30)	48*	PASS	Milburn, Devin from Detmer Jr., Koy	NMHU
1:28	3-15	Touchdown	Thomas 17-yard pass from Detmer Jr.	at A&M-Commerce (Aug 30)	43	PASS	Dilworth, Aaron from Detmer Jr., Koy	A&M-C
1:41	5-41	Touchdown	Lopez 18-yard run	TEXAS WESLEYAN (Sept 8)	43	PASS	Wilson, Tyler from Detmer Jr., Koy	WT
1:46	4-56	Touchdown	Martinez 39-yard pass from Detmer Jr.	WESTERN NEW MEXICO (Oct 27)	43	PR	Jackson, Aaron	WT
1:50	4-78	Touchdown	Pelrean 62-yard run	WESTERN NEW MEXICO (Oct 27)	42	PASS	Wilson, Tyler from Detmer Jr., Koy	WNMU
1:52	5-53	Touchdown	Martinez 32-yard pass from Detmer Jr.	UT PERMIAN BASIN (Nov 10)	42	PR	Jackson, Aaron	UTPB
1:58	4-0	Field Goal	De La Garza 40-yard field goal	UT PERMIAN BASIN (Nov 10)	41*	FR	Jones, Brandon	MSU TEXAS
2:04	6-61	Touchdown	Dilworth 16-yard pass from Detmer Jr.	UT PERMIAN BASIN (Nov 10)	39	PASS	Wilson, Tyler from Detmer Jr., Koy	UTPB
2:05	5-48	Touchdown	Pelrean 6-yard run	TEXAS WESLEYAN (Sept 8)	39	PASS	Smith, Alan from Detmer Jr., Koy	TWU
2:10	5-37	Touchdown	Wilson 22-yard pass from Detmer Jr.	at Angelo State (Sept 15)	39*	PASS	Martinez, Ryan from Detmer Jr., Koy	WNMU
2:25	6-65	Touchdown	Chisum 9-yard pass from Detmer Jr.	at A&M-Commerce (Aug 30)	39	PR	Landez, Sean	ASU
2:46	7-75	Touchdown	Moore 30-yard pass from Detmer Jr.	NEW MEXICO HIGHLANDS (Sept 29)	37	KR	Jackson, Aaron	NMHU
2:47	13-63	Touchdown	Chisum 16-yard pass from Detmer Jr.	at A&M-Commerce (Aug 30)	37	PASS	Chisum, Ty from Detmer Jr., Koy	A&M-C
2:50	6-25	Touchdown	Dilworth 5-yard pass from Detmer Jr.	WESTERN NEW MEXICO (Oct 27)	34	PASS	Dilworth, Aaron from Detmer Jr., Koy	NMHU
3:09	7-56	Touchdown	Lopez 9-yard run	TEXAS WESLEYAN (Sept 8)	34	PASS	Dilworth, Aaron from Detmer Jr., Koy	NMHU
3:35	9-53	Field Goal	De La Garza 41-yard field goal	at West Texas A&M (Nov 3)	33	KR	Carr, Jeff	A&M-C
3:42	9-43	Field Goal	De La Garza 28-yard field goal	WESTERN NEW MEXICO (Oct 27)	33	KR	Carr, Jeff	A&M-C
3:44	8-79	Touchdown	Dilworth 25-yard pass from Detmer Jr.	at West Texas A&M (Nov 3)	33	KR	Carr, Jeff	ENMU
3:51	8-39	Touchdown	Posada 2-yard pass from Detmer Jr.	EASTERN NEW MEXICO (Sept 22)	33	PASS	Smith, Alan from Detmer Jr., Koy	MSU TEXAS
3:54	10-33	Field Goal	De La Garza 23-yard field goal	NEW MEXICO HIGHLANDS (Sept 29)	33	PASS	Dilworth, Aaron from Detmer Jr., Koy	UTPB
3:56	9-70	Touchdown	Smith 3-yard pass from Detmer Jr.	UT PERMIAN BASIN (Nov 10)	32*	PASS	Martinez, Ryan from Detmer Jr., Koy	UTPB
3:57	7-56	Field Goal	De La Garza 39-yard field goal	NEW MEXICO HIGHLANDS (Sept 29)	32	KR	Carr, Jeff	ENMU
4:16	10-75	Touchdown	Carr 8-yard pass from Detmer Jr.	at West Texas A&M (Nov 3)	31*	INT	Semanat, Jordan	WOU
4:19	7-60	Field Goal	De La Garza 27-yard field goal	at West Texas A&M (Nov 3)	31	KR	Carr, Jeff	ASU
4:34	9-76	Touchdown	Thomas 7-yard pass from Detmer Jr.	MIDWESTERN STATE (Oct 13)	30*	PASS	Moore, Donovan from Detmer Jr., Koy	NMHU
4:39	9-66	Touchdown	Wilson 14-yard pass from Detmer Jr.	at Tarleton (Oct 20)	29	PASS	Milburn, Devin from Detmer Jr., Koy	NMHU
5:22	13-56	Field Goal	De La Garza 20-yard field goal	at West Texas A&M (Nov 3)	28	KR	Carr, Jeff	ASU
5:50	11-73	Touchdown	Pelrean 3-yard run	EASTERN NEW MEXICO (Sept 22)	28	PASS	Carr, Jeff from Detmer Jr., Koy	TWU
8:05	15-80	Touchdown	Detmer Jr. 1-yard run	at Tarleton (Oct 20)	28	RUSH	Carr, Jeff	NMHU
OT	4-25	Touchdown	Detmer Jr. 10-yard run	at A&M-Commerce (Aug 30)	27	PASS	Wilson, Tyler from Detmer Jr., Koy	WT
OT	4-25	Touchdown	Dilworth 8-yard pass from Detmer Jr.	at A&M-Commerce (Aug 30)	27	PASS	Wilson, Tyler from Detmer Jr., Koy	WNMU
					27	PASS	Wilson, Tyler from Detmer Jr., Koy	WT
					27	KR	Perkins, Connor	ENMU
					26	PASS	Armstrong, Jacob from Detmer Jr., Koy	WNMU
					26	KR	Jackson, Aaron	UTPB
					26	KR	Jackson, Aaron	MSU TEXAS
					26	PASS	Martinez, Ryan from Dyal, Cade	TWU
					26	PASS	Wilson, Tyler from Detmer Jr., Koy	UTPB
					25	PASS	Moore, Donovan from Detmer Jr., Koy	ENMU
					25	RUSH	Oglesby, Josh	TWU
					25*	PASS	Dilworth, Aaron from Detmer Jr., Koy	WT
					25	KR	Jackson, Aaron	WT
					24	RUSH	Carr, Jeff	ENMU
					24	RUSH	Pelrean, Nick	ASU
					24	KR	Carr, Jeff	ENMU
					24	KR	Carr, Jeff	MSU TEXAS
					23	PR	Jackson, Aaron	UTPB
					23	PASS	Pelrean, Nick from Detmer Jr., Koy	ENMU
					23	KR	Jackson, Aaron	WNMU
					22*	PASS	Dilworth, Aaron from Detmer Jr., Koy	TWU
					22	PASS	Milburn, Devin from Detmer Jr., Koy	A&M-C
					22	KR	Carr, Jeff	ENMU
					22	PASS	Milburn, Devin from Detmer Jr., Koy	TWU
					22*	PASS	Dilworth, Aaron from Detmer Jr., Koy	ASU
					21	PASS	Posada, Roe from Detmer Jr., Koy	TWU
					21	RUSH	Pelrean, Nick	WOU
					21	KR	Carr, Jeff	ASU
					21	KR	Jackson, Aaron	MSU TEXAS
					20*	PR	Armstrong, Jacob	ASU
					20	PR	Moore, Donovan	TWU
					20	PASS	Dilworth, Aaron from Detmer Jr., Koy	WT

IN THE RED ZONE

TAMUK	CATEGORY	OPPONENTS
36	TIMES IN RED ZONE	34
26	TIMES SCORED	31
161	TOTAL POINTS	187
21	TOUCHDOWNS	24
7	TOUCHDOWN RUSHES	12
14	TOUCHDOWN PASSES	12
5	FIELD GOALS MADE	7
10	TIMES FAILED TO SCORE IN RED ZONE	3
3	MISSED FIELD GOALS	0
6	TURNOVER ON DOWNS	1
0	INTERCEPTIONS	1
1	FUMBLES	0
0	HALFTIME	1
0	END OF GAME	0

* - Indicates touchdown scored on play

2018 STATISTICS // PARTICIPATION

NO	NAME	GP-GS	A&M-C	TWU	ASU	ENMU	NMHU	WOU	MSU	TSU	WNMU	WT	UTPB
18	Armstrong, Jacob	11-2	XXX	START	START	XXX	XXX	XXX	XXX	XXX	XXX	XXX	XXX
44	Barnes, Kris	9-0	...	XXX	XXX	...	XXX	XXX	XXX	XXX	XXX	XXX	XXX
69	Berry, Dennis	3-0	XXX	XXX	XXX	...
22	Brown, Nico	7-0	XXX	XXX	XXX	XXX	XXX	XXX	XXX
31	Calvin, Shane	2-0	...	XXX	XXX
1	Carr, Jeff	11-11	START	START	START	START	START	START	START	START	START	START	START
74	Castillo, Mando	11-8	START	START	START	START	START	XXX	XXX	XXX	START	START	START
11	Chisum, Ty	1-1	START
50	Clarkson, Jacob	10-2	XXX	XXX	...	XXX	XXX	XXX	START	START	XXX	XXX	XXX
13	Crenshaw, Brajhon	8-0	XXX	XXX	XXX	XXX	XXX	XXX	...	XXX	XXX
37	Davis, Jimmar	11-0	XXX	XXX	XXX	XXX	XXX	XXX	XXX	XXX	XXX	XXX	XXX
48	Davis, Zach	2-0	...	XXX	XXX
14	Detmer Jr., Koy	11-11	START	START	START	START	START	START	START	START	START	START	START
24	Dever, Le'Andre	8-0	...	XXX	XXX	XXX	XXX	XXX	XXX	XXX	XXX
80	Dilworth, Aaron	11-11	START	START	START	START	START	START	START	START	START	START	START
7	Dyal, Cade	3-0	XXX	XXX	XXX
15	Fa'agata, Dynamite-Jones	5-0	...	XXX	...	XXX	...	XXX	...	XXX	XXX
99	Foote, Jamal	2-0	XXX	XXX
28	Franklin, Kason	9-0	XXX	XXX	...	XXX	XXX	XXX	XXX	XXX	XXX	XXX	...
89	French, Daryl	5-0	XXX	XXX	XXX	XXX	...	XXX	...
90	Gardner, Cody	9-1	XXX	XXX	XXX	XXX	XXX	XXX	XXX	XXX	START
35	De La Garza, Julio	11-0	XXX	XXX	XXX	XXX	XXX	XXX	XXX	XXX	XXX	XXX	XXX
76	Grimaldo, Narciso	7-7	START	START	START	START	START	START	START
40	Guerra, Paul	2-0	XXX	XXX
39	Harrison, Jalen	11-11	START	START	START	START	START	START	START	START	START	START	START
49	Henderson, Chris	2-0	...	XXX	XXX
23	Hendrix, Payton	11-11	START	START	START	START	START	START	START	START	START	START	START
82	Hertel, Brent	9-4	XXX	XXX	...	XXX	XXX	XXX	START	...	START	START	START
87	Hockless, Josh	7-1	...	XXX	XXX	XXX	XXX	START	XXX	XXX	...
30	Hollaway, Deaderick	9-0	XXX	XXX	XXX	...	XXX	XXX	...	XXX	XXX	XXX	XXX
70	Horn III, Moses	6-4	XXX	...	START	XXX	START	START	START	...
45	Irby, Troy	1-0	...	XXX
27	Jackson, Aaron	11-11	START	START	START	START	START	START	START	START	START	START	START
65	Johnson, Justin	11-10	XXX	START	START	START	START	START	START	START	START	START	START
95	Jones, Brandon	11-11	START	START	START	START	START	START	START	START	START	START	START
78	Jones, Christian	3-0	XXX	...	XXX	XXX
36	Kasper, Karch	2-0	XXX	XXX
77	Kinyo, Kyle	11-8	START	XXX	START	XXX	START	XXX	START	START	START	START	START
68	Landers, Derinic	7-3	START	START	XXX	START	XXX	XXX	XXX
12	Landez, Sean	11-10	START	XXX	START	START	START	START	START	START	START	START	START
42	Lewis, Alec	10-0	XXX	XXX	...	XXX	XXX	XXX	XXX	XXX	XXX	XXX	XXX
38	Lofton, Justin	4-0	XXX	XXX	XXX	...	XXX	...
10	Lopez, Luis	3-0	XXX	XXX	XXX
25	Martinez, Ryan	9-0	XXX	XXX	XXX	XXX	XXX	XXX	XXX	XXX	XXX
9	Milburn Devin	5-2	XXX	XXX	XXX	START	START
4	Moore, Donovan	8-0	XXX	XXX	...	XXX	XXX	XXX	...	XXX	XXX	...	XXX
5	Oglesby, Josh	4-0	...	XXX	XXX	XXX	XXX
73	Partida, Joseph	8-7	START	START	START	START	START	XXX	START	START
29	Paul, Rokeem	8-1	START	XXX	...	XXX	XXX	XXX	...	XXX	XXX	XXX	XXX
2	Pelrean, Nick	11-0	XXX	XXX	XXX	XXX	XXX	XXX	XXX	XXX	XXX	XXX	XXX
26	Perkins, Connor	10-0	XXX	XXX	XXX	XXX	...	XXX	XXX	XXX	XXX	XXX	XXX
84	Posada, Roe	6-6	START	START	START	START	START	START
79	Rios, Jorge	6-4	...	XXX	...	XXX	START	XXX	START	START
17	Rosellini, Casey	9-0	...	XXX	...	XXX	XXX	XXX	XXX	XXX	XXX	XXX	XXX
6	Rowe, Keshon	10-0	...	XXX	XXX	XXX	XXX	XXX	XXX	XXX	XXX	XXX	XXX
96	Scott, Kevin	2-0	...	XXX	XXX
21	Semanat, Jordan	11-9	XXX	XXX	START	START	START	START	START	START	START	START	START
94	Sims, Shawn	11-10	START	START	START	START	START	START	START	START	START	START	XXX
41	Sisco, Trent	1-0	XXX
16	Smith, Alan	10-1	XXX	START	XXX	XXX	XXX	XXX	XXX	XXX	...	XXX	XXX
64	Smith, Brandon	6-0	XXX	XXX	XXX	XXX	XXX	XXX
63	Sosa, Nathan	7-2	...	START	XXX	START	XXX	...	XXX	XXX	...	XXX	...
33	Stiff, Nick	11-1	XXX	START	XXX	XXX	XXX	XXX	XXX	XXX	XXX	XXX	XXX
92	Taylor, Vaughn	11-11	START	START	START	START	START	START	START	START	START	START	START
83	Thomas, Torrey	11-10	START	XXX	START	START	START	START	START	START	START	START	START
34	Tutt, Tre'Michael	11-11	START	START	START	START	START	START	START	START	START	START	START
3	Valentine, Caleb	10-9	START	START	START	START	START	START	...	XXX	START	START	START
72	Vargas, Richard	1-0	XXX
55	Wilkins, Omar	2-2	START	START
19	Williams, Devonte	11-11	START	START	START	START	START	START	START	START	START	START	START
43	Williams, Kyle	8-0	XXX	XXX	XXX	XXX	XXX	XXX	XXX	XXX
8	Wilson, Josh	9-1	...	START	...	XXX	XXX	XXX	XXX	XXX	XXX	XXX	XXX
88	Wilson, Tyler	10-6	...	XXX	XXX	XXX	XXX	START	START	START	START	START	START
46	Youngberg, Kai	1-0	...	XXX

2018 STATISTICS // GAME-BY-GAME STARTERS & LEADERS

OFFENSE

DATE	OPPONENT	LT	LG	C	RG	RT	TE1	TE2	WR1	WR2	QB	RB
Aug 30	at A&M-Commerce	Grimaldo	Partida	Wilkins	Castillo	Kinyo	Thomas	Posada	Chisum	Dilworth	Detmer Jr.	Carr
Sept 8	TEXAS WESLEYAN	Sosa	Partida	Wilkins	Castillo	Johnson	Posada	A. Smith ^{WR}	Dilworth	Armstrong	Detmer Jr.	Carr
Sept 15	at Angelo State	Kinyo	Landers	Partida	Castillo	Johnson	Thomas	Posada	Dilworth	Armstrong	Detmer Jr.	Carr
Sept 22	EASTERN NEW MEXICO	Sosa	Landers	Partida	Castillo	Johnson	Thomas	Posada	Dilworth	Milburn	Detmer Jr.	Carr
Sept 29	NEW MEXICO HIGHLANDS	Kinyo	Rios	Partida	Castillo	Johnson	Thomas	Posada	Dilworth	Milburn	Detmer Jr.	Carr
Oct 6	WESTERN OREGON	Johnson	Rios	Horn III	Landers	Grimaldo	Thomas	Posada	Dilworth	T. Wilson	Detmer Jr.	Carr
Oct 13	MIDWESTERN STATE	Grimaldo	Rios	Partida	Kinyo	Johnson	Thomas	Hertel	Dilworth	T. Wilson	Detmer Jr.	Carr
Oct 20	at Tarleton	Grimaldo	Rios	Horn III	Kinyo	Johnson	Thomas	Hockless	Dilworth	T. Wilson	Detmer Jr.	Carr
Oct 27	WESTERN NEW MEXICO	Grimaldo	Castillo	Horn III	Kinyo	Johnson	Thomas	Hertel	Dilworth	T. Wilson	Detmer Jr.	Carr
Nov 3	at West Texas A&M	Grimaldo	Castillo	Horn III	Kinyo	Johnson	Thomas	Hertel	Dilworth	T. Wilson	Detmer Jr.	Carr
Nov 10	UT PERMIAN BASIN	Grimaldo	Castillo	Partida	Kinyo	Johnson	Thomas	Hertel	Dilworth	T. Wilson	Detmer Jr.	Carr

DEFENSE

DATE	OPPONENT	END	DT	NOSE	SAM	WILL	MIKE	ROV	CB1	CB2	FS	SS
Aug 30	at A&M-Commerce	Valentine	Sims	Taylor	B. Jones	Harrison	Tutt	D. Williams	Jackson	Paul	Hendrix	Landez
Sept 8	TEXAS WESLEYAN	Valentine	Sims	Taylor	B. Jones	Harrison	Tutt	D. Williams	Jackson	J. Wilson	Hendrix	Stiff
Sept 15	at Angelo State	Valentine	Sims	Taylor	B. Jones	Harrison	Tutt	D. Williams	Jackson	Semanat	Hendrix	Landez
Sept 22	EASTERN NEW MEXICO	Valentine	Sims	Taylor	B. Jones	Harrison	Tutt	D. Williams	Jackson	Semanat	Hendrix	Landez
Sept 29	NEW MEXICO HIGHLANDS	Valentine	Sims	Taylor	B. Jones	Harrison	Tutt	D. Williams	Jackson	Semanat	Hendrix	Landez
Oct 6	WESTERN OREGON	Valentine	Sims	Taylor	B. Jones	Harrison	Tutt	D. Williams	Jackson	Semanat	Hendrix	Landez
Oct 13	MIDWESTERN STATE	Clarkson	Sims	Taylor	B. Jones	Harrison	Tutt	D. Williams	Jackson	Semanat	Hendrix	Landez
Oct 20	at Tarleton	Clarkson	Sims	Taylor	B. Jones	Harrison	Tutt	D. Williams	Jackson	Semanat	Hendrix	Landez
Oct 27	WESTERN NEW MEXICO	Valentine	Sims	Taylor	B. Jones	Harrison	Tutt	D. Williams	Jackson	Semanat	Hendrix	Landez
Nov 3	at West Texas A&M	Valentine	Sims	Taylor	B. Jones	Harrison	Tutt	D. Williams	Jackson	Semanat	Hendrix	Landez
Nov 10	UT PERMIAN BASIN	Valentine	Gardner	Taylor	B. Jones	Harrison	Tutt	D. Williams	Jackson	Semanat	Hendrix	Landez

OFFENSIVE LEADERS

DATE	OPPONENT	PASSING YDS	RUSHING YDS	RECEIVING YDS	PUNT RETURN YDS	KICK RETURN YDS	ALL-PURPOSE
Aug 30	at A&M-Commerce	320 - Detmer Jr.	33 - Carr	82 - Chisum 82 - Dilworth	N/A	37 - Carr	82 - Chisum 82 - Dilworth
Sept 8	TEXAS WESLEYAN	169 - Detmer Jr.	111 - Pelrean	42 - Carr	64 - Moore	11 - Hockless	135 - Carr
Sept 15	at Angelo State	82 - Dyal	40 - Lopez	66 - Milburn	49 - Landez	106 - Carr	132 - Carr
Sept 22	EASTERN NEW MEXICO	158 - Detmer Jr.	37 - Pelrean	49 - Pelrean	1 - Moore	111 - Carr	154 - Carr
Sept 29	NEW MEXICO HIGHLANDS	296 - Detmer Jr.	101 - Carr	98 - Dilworth	10 - Moore	27 - Carr	128 - Carr
Oct 6	WESTERN OREGON	136 - Detmer Jr.	48 - Carr	80 - T. Wilson	61 - Moore	N/A	104 - Moore
Oct 13	MIDWESTERN STATE	177 - Detmer Jr.	61 - Pelrean	54 - Thomas	N/A	80 - Jackson	82 - Carr
Oct 20	at Tarleton	232 - Detmer Jr.	52 - Pelrean	95 - T. Wilson	N/A	16 - Perkins	95 - T. Wilson
Oct 27	WESTERN NEW MEXICO	249 - Detmer Jr.	153 - Pelrean	92 - T. Wilson	14 - Moore	42 - Jackson	159 - Pelrean
Nov 3	at West Texas A&M	314 - Detmer Jr.	74 - Pelrean	154 - T. Wilson	64 - Jackson	40 - Jackson	154 - T. Wilson
Nov 10	UT PERMIAN BASIN	249 - Detmer Jr.	104 - Pelrean	127 - T. Wilson	65 - Jackson	52 - Jackson	127 - T. Wilson

DEFENSIVE LEADERS

DATE	OPPONENT	TACKLES	TACKLES FOR LOSS	SACKS	QB HURRIES	INTERCEPTIONS	FUMBLE REC
Aug 30	at A&M-Commerce	10 - D. Williams	2.0 - B. Jones	1.0 - B. Jones	5 - B. Jones	1 - Semanat	1 - Semanat 1 - Armstrong
Sept 8	TEXAS WESLEYAN	9 - Valentine	4.5 - Valentine	0.5 - Tutt 0.5 - J. Davis	1 - B. Jones 1 - J. Davis	1 - Fa'agata 1 - D. Williams 1 - Stiff	N/A
Sept 15	at Angelo State	11 - Hendrix 11 - Tutt 11 - Harrison	2.5 - Tutt	N/A	2 - B. Jones	N/A	2 - D. Williams
Sept 22	EASTERN NEW MEXICO	16 - Hendrix	1.5 - Tutt 1.5 - Valentine	N/A	N/A	1 - Semanat	1 - A. Smith 1 - Valentine
Sept 29	NEW MEXICO HIGHLANDS	9 - Hendrix 9 - Valentine	1 - D. Williams	0.5 - Harrison 0.5 - Valentine	1 - Valentine 1 - J. Davis 1 - B. Jones	1 - Stiff	1 - Jackson
Oct 6	WESTERN OREGON	10 - D. Williams	1.5 - B. Jones	1.0 - Tutt 1.0 - B. Jones 1.0 - Stiff	3 - Valentine	1 - Semanat	N/A
Oct 13	MIDWESTERN STATE	7 - Semanat	1.5 - Jones	N/A	2 - B. Jones	N/A	1 - B. Jones
Oct 20	at Tarleton	10 - Hendrix	2.0 - Landez	2.0 - Landez	3 - B. Jones	N/A	1 - Rowe
Oct 27	WESTERN NEW MEXICO	11 - Valentine 11 - Tutt	5.0 - Valentine	2.5 - Valentine	1 - Valentine 1 - B. Jones	1 - Stiff	1 - D. Williams 1 - B. Jones
Nov 3	at West Texas A&M	9 - Tutt	2.0 - Tutt 2.0 - B. Jones	1.0 - Valentine 1.0 - B. Jones	3 - Valentine	N/A	N/A
Nov 10	UT PERMIAN BASIN	14 - Tutt	2.5 - Valentine	1.5 - B. Jones	8 - B. Jones	1 - D. Williams 1 - Landez	N/A

2018 STATISTICS // INDIVIDUAL GAME-BY-GAME

PASSING

Koy Detmer Jr.	COMP	ATT	INT	PCT	YDS	TD	LONG	SACKED	EFF
at A&M-Commerce	33	46	2	71.7	320	4	43	3-17	150.17
TEXAS WESLEYAN	12	22	1	54.5	169	1	39	2-16	124.98
at Angelo State	6	17	1	35.3	47	1	22	0-0	66.16
EASTERN NEW MEXICO	19	35	2	54.3	158	1	25	2-13	90.21
NEW MEXICO HIGHLANDS	18	30	1	60.0	296	2	64	4-26	158.21
WESTERN OREGON	11	16	0	68.8	136	0	48	3-23	140.15
MIDWESTERN STATE	23	32	1	71.9	177	1	33	0-0	122.40
at Tarleton	28	48	1	58.3	232	2	19	3-26	108.52
WESTERN NEW MEXICO	20	34	1	58.8	249	3	42	1-5	143.58
at West Texas A&M	28	47	1	59.6	314	3	43	3-20	132.50
UT PERMIAN BASIN	22	39	0	56.4	249	3	39	2-7	135.43
TOTALS	220	366	11	60.1	2347	21	64	23-153	126.90

Cade Dyal	COMP	ATT	INT	PCT	YDS	TD	LONG	SACKED	EFF
TEXAS WESLEYAN	3	4	0	75.0	39	0	26	1-12	156.90
at Angelo State	7	18	1	38.9	82	0	19	5-18	66.04
TOTALS	10	22	1	45.5	121	0	26	6-30	82.56

Casey Rosellini	COMP	ATT	INT	PCT	YDS	TD	LONG	SACKED	EFF
EASTERN NEW MEXICO	0	1	0	0.0	0	0	0	0-0	0.0
WESTERN OREGON	7	14	1	50.0	63	0	13	1-1	73.51
MIDWESTERN STATE	3	8	2	37.5	29	0	12	0-0	17.95
TOTALS	10	23	3	43.5	92	0	13	1-1	50.99

Donovan Moore	COMP	ATT	INT	PCT	YDS	TD	LONG	SACKED	EFF
at Tarleton	0	1	0	0.0	0	0	0	0-0	0.0
TOTALS	0	1	0	0.0	0	0	0	0-0	0.0

Ty Chisum	COMP	ATT	INT	PCT	YDS	TD	LONG	SACKED	EFF
at A&M-Commerce	0	1	0	0.0	0	0	0	0-0	0.0
TOTALS	0	1	0	0.0	0	0	0	0-0	0.0

Torrey Thomas	COMP	ATT	INT	PCT	YDS	TD	LONG	SACKED	EFF
WESTERN NEW MEXICO	0	1	0	0.0	0	0	0	0-0	0.0
UT PERMIAN BASIN	0	1	0	0.0	0	0	0	0-0	0.0
TOTALS	0	2	0	0.0	0	0	0	0-0	0.0

2018 STATISTICS // INDIVIDUAL GAME-BY-GAME

RUSHING

NAME	NO-YDS-TD	A&M-C	TWU	ASU	ENMU	NMHU	WOU	MSU	TSU	WNMU	WT	UTPB
Nick Pelrean	134-752-5	10-22-0	12-111-2	7-31-0	10-37-1	10-74-1	7-33-0	11-61-0	14-52-0	24-153-1	13-74-0	16-104-0
Jeff Carr	110-471-3	9-33-0	8-93-1	7-16-0	10-36-0	10-101-0	13-48-0	11-36-0	13-32-0	6-37-1	15-24-0	8-15-0
Josh Oglesby	29-119-0	DNP	15-89-0	3-8-0	5-1-0	6-21-0	DNP	DNP	DNP	DNP	DNP	DNP
Luis Lopez	24-93-2	7-13-0	6-40-2	11-40-0	DNP	DNP	DNP	DNP	DNP	DNP	DNP	DNP
Kris Barnes	11-45-0	DNP	-	-	DNP	-	-	-	-	8-40-0	3-5-0	-
Connor Perkins	9-35-0	1-5-0	-	1-(-1)-0	-	DNP	-	2-(-1)-0	1-6-0	2-13-0	1-6-0	1-7-0
Donovan Moore	5-21-0	2-9-0	-	DNP	-	-	-	DNP	2-8-0	1-4-0	DNP	-
Tyler Wilson	1-9-0	DNP	-	-	-	-	-	-	-	1-9-0	-	-
Devin Milburn	1-3-0	-	-	-	-	1-3-0	DNP	DNP	DNP	DNP	DNP	DNP
Jacob Armstrong	1-2-0	-	-	-	-	1-2-0	-	-	-	-	-	-
Casey Rosellini	1-(-1)-0	DNP	-	DNP	-	-	1-(-1)-0	-	-	-	-	-
Aaron Dilworth	1-(-3)-0	-	-	-	-	-	-	-	-	1-(-3)-0	-	-
Paul Guerra	2-(-3)-0	DNP	DNP	DNP	DNP	DNP	DNP	DNP	2-(-3)-0	DNP	DNP	-
Kyle Williams	1-(-6)-0	-	1-(-6)-0	-	-	-	DNP	DNP	DNP	-	-	-
TEAM	5-(-9)-0	DNP	2-(-4)-0	-	DNP	1-(-2)-0	DNP	DNP	-	1-(-1)-0	DNP	1-(-2)-0
Julio De La Garza	1-(-14)-0	-	-	1-(-14)-0	-	-	-	-	-	-	-	-
Cady Dyal	9-(-34)-0	-	1-(-17)-0	8-(-17)-0	DNP	DNP	DNP	DNP	DNP	DNP	DNP	DNP
Koy Detmer Jr.	42-(-80)-2	8-12-1	3-(-19)-0	2-0-0	4-(-3)-0	5-(-23)-0	5-(-22)-0	1-6-0	4-(-25)-0	2-(-3)-0	4-(-3)-0	4-0-0

RECEIVING

NAME	NO-YDS-TD	A&M-C	TWU	ASU	ENMU	NMHU	WOU	MSU	TSU	WNMU	WT	UTPB
Tyler Wilson	45-601-2	DNP	1-10-0	2-31-1	-	-	4-80-0	3-12-0	10-95-1	5-92-0	9-154-0	11-127-0
Aaron Dilworth	42-540-7	6-82-1	3-36-1	2-16-0	1-6-0	2-98-0	1-1-0	5-43-0	3-45-1	4-21-1	11-119-2	4-73-1
Torrey Thomas	29-217-2	3-47-1	1-0-0	1-5-0	2-11-0	2-14-0	2-16-0	8-54-1	4-30-0	5-33-0	-	1-7-0
Devin Milburn	12-208-1	2-31-0	1-22-0	4-66-0	2-6-0	3-83-1	DNP	DNP	DNP	DNP	DNP	DNP
Ryan Martinez	10-159-2	-	2-34-0	DNP	DNP	1-13-0	-	-	1-6-0	2-47-1	2-20-0	2-39-1
Roe Posada	19-141-1	5-32-0	1-21-0	1-0-0	3-13-1	8-59-0	1-16-0	DNP	DNP	DNP	DNP	DNP
Donovan Moore	14-129-1	2-(-1)-0	1-5-0	DNP	2-31-0	1-30-1	6-43-0	DNP	2-21-0	-	DNP	-
Jeff Carr	15-105-1	2-8-0	2-42-0	-	1-7-0	-	-	3-22-0	3-(-4)-0	-	4-23-1	0-7-0
Alan Smith	4-85-0	2-13-0	1-39-0	-	-	-	-	1-33-0	-	DNP	-	-
Brent Hertel	11-84-1	1-6-0	-	DNP	1-2-0	-	2-20-0	4-37-0	DNP	1-19-1	1-2-0	1-(-2)-0
Ty Chisum	5-82-2	5-82-2	DNP	DNP	DNP	DNP	DNP	DNP	DNP	DNP	DNP	DNP
Nick Pelrean	13-76-0	4-10-0	1-(-7)-0	-	4-49-0	-	1-10-0	-	-	1-6-0	-	2-8-0
Jacob Armstrong	6-63-0	1-10-0	-	1-4-0	-	-	1-13-0	-	2-13-0	1-26-0	-	0-(-3)-0
Kyle Williams	8-50-0	-	1-6-0	2-7-0	3-33-0	1-(-1)-0	DNP	DNP	DNP	1-5-0	-	-
Connor Perkins	3-14-0	-	-	-	-	DNP	-	2-5-0	1-9-0	-	-	-
Rokeem Paul	3-13-0	-	-	DNP	-	-	-	DNP	2-17-0	-	1-(-4)-0	DNP
Brandon Smith	1-3-1	DNP	DNP	DNP	DNP	DNP	-	-	-	-	-	1-3-1

PUNT RETURNS

NAME	NO-YDS	A&M-C	TWU	ASU	ENMU	NMHU	WOU	MSU	TSU	WNMU	WT	UTPB
Donovan Moore	13-150	-	6-64	DNP	1-1	2-10	1-61	DNP	-	3-14	DNP	-
Aaron Jackson	9-137	-	-	-	-	-	1-8	-	-	-	5-64	3-65
Sean Landez	5-42	-	-	3-49	-	-	-	-	1-0	1-(-7)	-	-
Jacob Armstrong	2-20	-	-	1-20	-	-	-	-	-	-	-	1-0
Connor Perkins	3-15	-	-	1-11	-	DNP	2-4	-	-	-	-	-
Devin Milburn	1-(-7)	-	-	-	-	1-(-7)	DNP	DNP	DNP	DNP	DNP	DNP

INTERCEPTION RETURNS

NAME	NO-YDS	A&M-C	TWU	ASU	ENMU	NMHU	WOU	MSU	TSU	WNMU	WT	UTPB
Jordan Semanat	3-41	1-5	-	-	1-5	-	1-31	-	-	-	-	-
Nick Stiff	3-4	-	1-0	-	-	1-0	-	-	-	1-4	-	-
Devonte Williams	2-(-2)	-	1-(-1)	-	-	-	-	-	-	-	-	1-(-1)
Sean Landez	1-0	-	-	-	-	-	-	-	-	-	-	1-0
Dyname-Jones Fa'agata	1-49	DNP	1-49	DNP	-	DNP	-	DNP	-	-	DNP	DNP

FUMBLE RETURNS

NAME	NO-YDS	A&M-C	TWU	ASU	ENMU	NMHU	WOU	MSU	TSU	WNMU	WT	UTPB
Brandon Jones	1-41	-	-	-	-	-	-	1-41	-	-	-	-

2018 STATISTICS // INDIVIDUAL GAME-BY-GAME

KICK RETURNS

NAME	NO-YDS	A&M-C	TWU	ASU	ENMU	NMHU	WOU	MSU	TSU	WNMU	WT	UTPB
Jeff Carr	19-330	3-37	-	5-106	4-111	3-27	-	1-24	-	-	3-25	-
Aaron Jackson	12-304	-	-	-	-	2-90	-	4-80	-	2-42	2-40	2-52
Connor Perkins	2-43	-	-	-	1-27	DNP	-	-	1-16	-	-	-
Kyle Williams	2-29	-	-	-	-	-	DNP	DNP	DNP	1-12	-	1-17
Josh Oglesby	1-16	DNP	-	1-16	-	-	DNP	DNP	DNP	DNP	DNP	DNP
Zach Davis	1-12	DNP	-	DNP	DNP	DNP	DNP	DNP	1-12	DNP	DNP	DNP
Josh Hockless	1-11	DNP	1-11	DNP	DNP	-	-	-	-	-	-	DNP
Torrey Thomas	2-9	-	1-2	-	-	-	-	1-7	-	-	-	-
Brent Hertel	1-9	-	-	DNP	-	1-9	-	-	DNP	-	-	-
Jacob Clarkson	1-5	-	-	DNP	-	-	-	1-5	-	-	-	-
Jacob Armstrong	1-0	-	1-0	-	-	-	-	-	-	-	-	-

TACKLES FOR LOSS

NAME	UA-A-TOT	A&M-C	TWU	ASU	ENMU	NMHU	WOU	MSU	TSU	WNMU	WT	UTPB
Brandon Jones	12-10-17-0	2.0-6	2.0-9	1.5-4	0.5-0	-	1.5-9	1.5-7	0.5-4	3.5-17	2.0-13	2.0-12
Caleb Valentine	12-9-16.5	-	4.5-15	1.5-3	1.5-3	0.5-4	-	DNP	-	5.0-17	1.0-2	2.5-9
Tre'Michael Tutt	10-4-12.0	1.0-2	0.5-1	2.5-3	1.5-1	-	1.0-5	-	-	1.5-8	2.0-2	2.0-5
Devonte Williams	6-0-6.0	1.0-2	2.0-2	2.0-23	-	1.0-3	-	-	-	-	-	-
Sean Landez	3-3-4.5	-	-	-	0.5-1	-	-	-	2.0-13	1.5-5	-	0.5-1
Jalen Harrison	4-1-4.5	-	-	1.0-5	-	0.5-5	1.0-8	-	1.0-4	-	-	1.0-4
Vaughn Taylor	3-2-4.0	1.0-2	0.5-0	-	-	-	-	-	-	0.5-7	1.0-1	1.0-2
Shawn Sims	2-2-3.0	-	-	-	0.5-1	-	1.0-1	-	0.5-5	-	1.0-2	-
Nick Stiff	2-2-3.0	1.0-2	-	-	0.5-0	-	1.0-13	-	-	0.5-1	-	-
Payton Hendrix	1-1-1.5	1.0-1	-	-	-	-	-	-	0.5-1	-	-	-
Cody Gardner	1-1-1.5	-	-	0.5-0	-	-	DNP	DNP	-	1.0-3	-	-
Jacob Clarkson	0-2-1.0	-	-	DNP	-	-	-	0.5-2	0.5-0	-	-	-
Chris Henderson	1-0-1.0	DNP	1.0-2	DNP	DNP	DNP	DNP	DNP	DNP	DNP	DNP	-
Jamal Foote	1-0-1.0	DNP	DNP	DNP	1.0-3	DNP	DNP	DNP	DNP	DNP	DNP	-
Aaron Jackson	1-0-1.0	-	-	-	-	-	-	1.0-3	-	-	-	-
Jordan Semanat	0-1-0.5	-	-	-	-	-	0.5-1	-	-	-	-	-
Jimmar Davis	0-1-0.5	-	0.5-2	-	-	-	-	-	-	-	-	-
Dynamite-Jones Fa'agata	0-1-0.5	DNP	-	DNP	-	DNP	-	DNP	-	0-5-0	DNP	DNP

SACKS

NAME	UA-A-TOT	A&M-C	TWU	ASU	ENMU	NMHU	WOU	MSU	TSU	WNMU	WT	UTPB
Brandon Jones	5-3-6.5	1.0-5	-	-	-	-	1.0-8	-	0.5-4	1.5-11	1.0-10	1.5-10
Caleb Valentine	3-3-4.5	-	-	-	-	0.5-4	-	DNP	-	2.5-9	1.0-2	0.5-5
Tre'Michael Tutt	1-2-2.0	-	0.5-1	-	-	-	1.0-5	-	-	0.5-6	-	-
Sean Landez	2-0-2.0	-	-	-	-	-	-	-	2.0-13	-	-	-
Nick Stiff	1-0-1.0	-	-	-	-	-	1.0-13	-	-	-	-	-
Jimmar Davis	0-1-0.5	-	0.5-2	-	-	-	-	-	-	-	-	-
Jalen Harrison	0-1-0.5	-	-	-	-	0.5-5	-	-	-	-	-	-
Shawn Sims	0-1-0.5	-	-	-	-	-	-	-	0.5-5	-	-	-
Vaughn Taylor	0-1-0.5	-	-	-	-	-	-	-	-	0.5-7	-	-

2018 STATISTICS // INDIVIDUAL GAME-BY-GAME

TOTAL TACKLES

NAME	UA-A-TOT	A&M-C	TWU	ASU	ENMU	NMHU	WOU	MSU	TSU	WNMU	WT	UTPB
Tre'Michael Tutt	49-40-89	6-3	3-2	3-8	5-4	1-0	4-4	3-1	2-6	4-7	8-1	10-4
Brandon Jones	34-33-67	6-2	2-2	2-6	3-4	1-2	2-5	4-1	3-4	6-2	2-1	3-4
Payton Hendrix	35-30-65	3-2	-	4-7	10-6	6-3	0-3	3-1	5-5	1-1	2-1	1-1
Caleb Valentine	32-29-61	2-0	6-3	3-5	2-4	7-2	1-2	DNP	-	4-7	3-1	4-5
Devonte Williams	33-23-56	10-0	4-0	5-5	-	1-1	3-7	-	1-1	5-3	0-2	4-4
Jalen Harrison	26-27-53	1-1	0-1	6-5	2-2	2-3	3-5	3-1	1-1	1-1	2-2	5-5
Sean Landez	19-14-33	1-1	1-0	0-1	3-4	3-4	1-1	-	3-0	3-1	2-1	2-1
Vaughn Taylor	14-18-32	3-1	0-4	0-1	1-2	1-0	4-3	0-1	1-0	0-3	2-2	2-1
Jordan Semanat	19-9-28	2-0	0-1	2-2	2-0	3-0	2-3	5-2	-	2-1	1-0	-
Nick Stiff	13-8-21	1-0	-	1-2	4-1	0-2	3-1	1-0	1-0	1-1	-	1-1
Aaron Jackson	16-3-19	3-0	-	1-2	-	3-0	1-0	3-1	2-0	2-0	-	1-0
Jacob Clarkon	7-9-16	0-1	1-2	DNP	-	0-1	1-1	3-1	2-3	-	-	-
Dynamite-Jones Fa'agata	4-12-16	DNP	1-4	DNP	1-4	DNP	0-1	DNP	0-2	2-1	DNP	DNP
Alec Lewis	5-10-15	1-1	0-2	DNP	0-1	3-5	-	-	-	-	-	1-1
Shawn Sims	7-7-14	-	-	0-2	1-1	-	1-0	1-0	0-2	1-2	2-0	1-0
Cody Gardner	4-9-13	1-1	0-1	0-2	0-2	-	DNP	DNP	-	1-1	1-0	1-2
Jimmar Davis	3-10-13	1-1	0-1	0-1	0-1	0-4	0-1	1-1	0-1	-	-	-
Alan Smith	9-2-11	2-0	1-0	1-0	1-0	1-1	1-0	-	1-0	DNP	1-0	0-1
Keshon Rowe	6-3-9	DNP	1-1	0-1	1-0	-	-	-	-	0-1	3-0	1-0
Jacob Armstrong	5-3-8	1-0	1-0	1-0	-	1-1	-	-	-	1-1	-	0-1
Josh Wilson	4-3-7	DNP	1-0	DNP	0-2	-	-	2-0	1-1	-	-	-
Brajhon Crenshaw	3-3-6	-	-	0-1	-	1-0	-	DNP	2-2	-	DNP	DNP
Kason Franklin	4-1-5	-	2-0	DNP	-	-	-	1-0	-	1-1	-	DNP
Deaderick Hollaway	4-0-4	2-0	-	-	DNP	-	-	DNP	-	-	2-0	0
Le'Andre Dever	3-1-4	DNP	-	DNP	DNP	1-0	-	-	1-0	1-1	-	-
Brent Hertel	4-0-4	-	-	DNP	-	1-0	-	1-0	DNP	1-0	1-0	-
Nico Brown	1-2-3	-	DNP	DNP	-	1-0	DNP	DNP	-	0-1	0-1	-
Chris Henderson	1-2-3	DNP	1-2	DNP	DNP	DNP	DNP	DNP	DNP	DNP	DNP	-
Nick Pelrean	2-0-2	-	-	-	-	-	-	1-0	1-0	-	-	-
Ryan Martinez	0-2-2	-	0-1	DNP	DNP	-	-	-	-	0-1	-	-
Kyle Williams	2-0-2	-	-	1-0	-	1-0	DNP	DNP	DNP	-	-	-
Koy Detmer Jr.	1-1-2	-	-	-	1-0	-	-	-	-	-	-	0-1
Tyler Wilson	2-0-2	DNP	-	2-0	-	-	-	-	-	-	-	-
Justin Johnson	2-0-2	1-0	-	-	-	-	-	1-0	-	-	-	-
Troy Irby	0-2-2	DNP	0-2	DNP	DNP	DNP	DNP	DNP	DNP	DNP	DNP	DNP
Kris Barnes	1-1-2	DNP	-	0-1	DNP	1-0	-	-	-	-	-	-
Shane Calvin	0-2-2	DNP	0-1	DNP	DNP	0-1	DNP	DNP	DNP	DNP	DNP	DNP
Roe Posada	1-0-1	-	-	-	-	1-0	-	DNP	DNP	DNP	DNP	DNP
Aaron Dilworth	1-0-1	-	1-0	-	-	-	-	-	-	-	-	-
Trent Sisco	1-0-1	DNP	DNP	DNP	DNP	DNP	DNP	DNP	DNP	DNP	DNP	1-0
Omar Wilkins	0-1-1	-	0-1	DNP	DNP	DNP	DNP	DNP	DNP	DNP	DNP	DNP
Kai Youngberg	1-0-1	DNP	1-0	DNP	DNP	DNP	DNP	DNP	DNP	DNP	DNP	DNP
Julio De La Garza	1-0-1	-	-	-	-	-	-	-	1-0	-	-	-
Roquem Paul	1-0-1	-	-	DNP	1-0	-	-	DNP	-	-	-	DNP
Josh Hockless	1-0-1	DNP	-	DNP	DNP	1-0	-	-	-	-	-	DNP
Josh Oglesby	0-1-1	DNP	0-1	-	-	-	DNP	DNP	DNP	DNP	DNP	DNP
Jamal Foote	1-0-1	DNP	DNP	DNP	1-0	DNP	DNP	DNP	DNP	DNP	DNP	-
Moses Horn III	1-0-1	DNP	DNP	DNP	-	DNP	-	1-0	-	-	-	DNP
Donovan Moore	1-0-1	-	-	DNP	-	-	1-0	DNP	-	-	DNP	-
Jeff Carr	0-1-1	-	-	-	-	-	-	-	-	0-1	-	-

2018 STATISTICS // GAME SUMMARIES

1

#1 A&M-Commerce 37, Texas A&M-Kingsville 36

August 30, 2018

Commerce, Texas | Memorial Stadium

2

Texas A&M-Kingsville 52, Texas Wesleyan 10

September 8, 2018

Kingsville, Texas | Pepsi Field at Javelina Stadium

SCORE BY QUARTERS	1	2	3	4	OT	Final
TAMUK	0	13	10	7	13	36
A&M-C	0	0	13	10	14	37

ATTENDANCE: 7,141

TEMPERATURE: 94 deg • WIND: 7 mph • WEATHER: Partly Cloudy

SCORING SUMMARY

QTR	TIME	TEAM	SCORING PLAY	PLAYS-YDS	TOP
2nd	12:25	TAMUK	Thomas 17-yd pass from Detmer Jr. (Dyal pass failed)	3-15	1:28
2nd	00:10	TAMUK	Chisum 16-yd pass from Detmer Jr. (De La Garza kick)	13-63	2:47
3rd	13:17	TAMUK	De La Garza 45-yd field goal	4-5	1:27
3rd	08:13	A&M-C	Childers 17-yd pass from Wheeler (Martinez kick)	5-66	1:06
3rd	05:46	TAMUK	Chisum 9-yd pass from Detmer Jr. (De La Garza kick)	6-65	2:25
3rd	02:28	A&M-C	Wilson 1-yd run (Wheeler pass failed)	9-62	3:14
4th	14:30	A&M-C	Hobbs 12-yd pass from Wheeler (Martinez kick)	5-62	1:10
4th	00:20	A&M-C	Martinez 34-yd field goal	9-32	1:36
OT1	-	A&M-C	Urebu 6-yd run (Martinez kick)	4-25	-
OT1	-	TAMUK	Detmer Jr. 10-yd run (De La Garza kick)	4-25	-
OT2	-	TAMUK	Dilworth 8-yd pass from Detmer Jr. (Dyal pass intercepted)	4-25	-
OT2	-	A&M-C	Wimberly 7-yd pass from Wheeler (Martinez kick)	6-25	-

STATISTICAL SUMMARY

	TAMUK	A&M-C
First Downs	20	24
Net Rushing	37-94	31-94
Net Passing	320	302
Attempts-Completions-Interceptions	47-33-2	48-23-1
Total Offense Plays-Yards	84-414	79-396
Fumble Returns-Yards	0-0	0-0
Punt Returns-Yards	0-0	4-22
Kickoff Returns-Yards	3-37	4-90
Interception Returns-Yards	1-5	2-0
Punts-Average Yards	7-39.1	6-40.3
Fumbles-Lost	1-0	3-2
Penalties-Yards	12-104	7-75
Possession Time	35:05	24:55
3rd Down Conversions	5-17	6-17
4th Down Conversions	1-2	12
Red Zone Scores-Chances	5-5	6-7
Sacks By-Yards	1-5	3-17

RUSHING: TAMUK - 9-33; Pelrean, Nick 10-22; Lopez, Luis 7-13; Detmer Jr., Koy 8-12; Moore, Donovan 2-9; Perkins, Conner 1-5 **A&M-C** - Urebu, Ovie 14-62; Hale, Carandal 9-25; Davis, Nate 4-11; Wilson, Kane 1-1; Wheeler, Preston 3(-)5

PASSING: TAMUK - Detmer Jr., Koy 33-46-2-320; Chisum, Ty 0-1-0-0 **A&M-C** - Wheeler, Preston 23-48-1-302

RECEIVING: TAMUK - Dilworth, Aaron 6-82; Chisum, Ty 5-82; Posada, Roe 5-32; Pelrean, Nick 4-10; Thomas, Torrey 3-47; Milburn, Devin 2-31; Smith, Alan 2-13; Carr, Jeff 2-8; Moore, Donovan 2(-)1; Armstrong, Jacob 1-10; Hertel, Brent 1-6 **A&M-C** - Wimberly, Marquis 8-99; Hobbs, Vincent 6-47; Childers, Matt 4-71; Cooper, Chance 3-35; Davis, Nate 1-44; Smith, Kelan 1-6

INTERCEPTIONS: TAMUK - Semanat, Jordan 1-5 **A&M-C** - Edwards-Cooper, Jalon 1-0; Kincade, Reggie 1-0

FUMBLES: TAMUK - Detmer Jr., Koy 1-0 **A&M-C** - Velazquez, Dom 1-0; Hale, Carandal 1-1; Wimberly, Marquis 1-0

SACKS (UA-A): TAMUK - Jones, Brandon 1-0 **A&M-C** - Onuoha, Michael 2-1; Fletcher, D.D. 0-1

TACKLES (UA-A): TAMUK - Williams, Devonte 10-0; Tutt, Tre'Michael 6-3; Jones, Brandon 6-2; Hendrix, Payton 3-2; Taylor, Vaughn 3-1; Jackson, Aaron 3-0; Valentine, Caleb 2-0; Semanat, Jordan 2-0; Smith, Alan 2-0; Holloway, Deaderick 2-0; Davis, Jimmar 1-1; Harrison, Jalen 1-1; Landez, Sean 1-1; Gardner, Cody 1-1; Lewis, Alec 1-1; Armstrong, Jacob 1-0; Johnson, Justin 1-0; Stiff, Nick 1-0; Clarkson, Jacob 0-1 **A&M-C** - Westbrook, Mark 6-2; Saathoff, Brucks 3-5; Leonard, Pierre 3-4; White, Darent 6-0; Behbahani, Neema 5-1; Edwards-Cooper, Jalon 5-1; Kincade, Reggie 5-0; Onuoha, Michael 4-1; Fletcher, D.D. 2-3; Ramsey, Dominique 4-0; Blubaugh, Garrett 3-1; Dawson, L.A. 2-1; Shillow, Alex 2-1; Huckaby, Danny 2-0; Bascue, Brandon 1-1; Bias, Jay 1-0; Smith, Chris 1-0; Smith, Jordan 1-0; Reynolds, Josh 1-0

SCORE BY QUARTERS	1	2	3	4	Final
TWU	7	0	0	3	10
TAMUK	14	24	14	0	52

ATTENDANCE: 10,497

TEMPERATURE: 90 deg • WIND: 11 mph • WEATHER: Partly Cloudy

SCORING SUMMARY

QTR	TIME	TEAM	SCORING PLAY	PLAYS-YDS	TOP
1st	11:57	TAMUK	Pelrean 6-yd run (De La Garza kick)	5-48	2:05
1st	08:07	TWU	Monroe 27-yd pass from Childs (Dixon kick)	1-27	0:07
1st	07:55	TAMUK	Carr 57-yd run (De La Garza kick)	1-57	0:11
2nd	14:52	TAMUK	Lopez 9-yd run (De La Garza kick)	7-56	3:09
2nd	09:15	TAMUK	Lopez 18-yd run (De La Garza kick)	5-41	1:41
2nd	08:14	TAMUK	Dilworth 22-yd pass from Detmer Jr. (De La Garza kick)	3-24	0:48
2nd	00:04	TAMUK	De La Garza 23-yd field goal	8-42	1:12
3rd	11:04	TAMUK	Fa'agata 49-yd interception return (De La Garza kick)	-	-
3rd	05:08	TAMUK	Pelrean 65-yd run (De La Garza kick)	3-79	1:11
4th	08:44	TWU	Dixon 28-yd field goal	4-5	1:38

STATISTICAL SUMMARY

	TWU	TAMUK
First Downs	3	19
Net Rushing	31-7	48-287
Net Passing	58	208
Attempts-Completions-Interceptions	16-5-3	26-15-1
Total Offense Plays-Yards	47-65	74-495
Fumble Returns-Yards	1-26	0-0
Punt Returns-Yards	1-9	6-64
Kickoff Returns-Yards	7-102	3-13
Interception Returns-Yards	1-0	3-48
Punts-Average Yards	12-37.4	4-31.5
Fumbles-Lost	0-0	3-2
Penalties-Yards	7-65	7-50
Possession Time	28:48	31:12
3rd Down Conversions	0-14	5-14
4th Down Conversions	0-0	0-2
Red Zone Scores-Chances	1-1	4-5
Sacks By-Yards	3-28	1-3

RUSHING: TWU - Griffin, Jordan 10-10; Nisby, Desmond 3-2; Jones, Jermarcus 8-1; Childs, Avery 2-1; Reeves, Brandon 1(-)1; Jackson, Trey 7(-)6 **TAMUK** - Pelrean, Nick 12-111; Carr, Jeff 8-93; Oglesby, Josh 15-89; Lopez, Luis 6-40; TEAM 2(-)4; Williams, Kyle 2(-)6; Dyal, Cade 1(-)17; Detmer Jr., Koy 3(-)19

PASSING: TWU - Childs, Avery 3-14-3-38; Jackson, Trey 2-2-0-20 **TAMUK** - Detmer Jr., Koy 12-22-1-169; Dyal, Cade 3-4-0-39

RECEIVING: TWU - Griffin, Jordan 3-23; Monroe, Le'Mant 1-27; Ricks, Collier 1-8 **TAMUK** - Dilworth, Aaron 3-36; Carr, Jeff 2-42; Martinez, Ryan 2-34; Smith, Alan 1-39; Milburn, Devin 1-22; Posada, Roe 1-21; Wilson, Tyler 1-10; Williams, Kyle 1-6; Moore, Donovan 1-5; Thomas, Torrey 1-0; Pelrean, Nick 1(-)7

INTERCEPTIONS: TWU - King, Jaylen, 1-0 **TAMUK** - Fa'agata, Dynamite-Jones 1-49; Stiff, Nick 1-0; Williams, Devonte 1(-)1

FUMBLES: TWU - None **TAMUK** - Dyal, Cade 1-1; Detmer Jr., Koy 1-0, Pelrean, Nick 1-1

SACKS (UA-A): TWU - Iwuagu, Chijoke 2-0; Walker, Andrew 1-0 **TAMUK** - Tutt, Tre'Michael 0-1; Davis, Jimmar 0-1

TACKLES (UA-A): TWU - Williams, Diamon 5-4; Miller, Michael 5-3; Phillips, Josh 2-6; King, Jaylen 5-2; Walker, Andrew 4-2; Blake, Tristen 3-2; Carroll, Chance 3-2; Netters Jr., Kev 2-3; Pettway, Dylan 2-2; Iwuagu, Chijoke 3-0; Tate, Byron 1-2; Purnell, Jordan 1-2; Pullig, Tyler 2-0; Richardson, Michael 1-1; James, Mark 1-1; Shelby, Matthew 1-1; Medigovich, Addison 1-0; Orgill, Brandon 1-0; Griffin, Devin 1-0; Long, Zalen 1-0; Jones, Jermarcus 1-0; Vidana, Cesar 0-1; Conner, TyQuandrick 0-1; Nava, Joseph 0-1; Monroe, Le'Mant 0-1; Brown, Braxton 0-1 **TAMUK** - Valentine, Caleb 6-3; Tutt, Tre'Michael 3-2; Fa'agata, Dynamite-Jones 1-4; Williams, Devonte 4-0; Jones, Brandon 2-2; Taylor, Vaughn 0-4; Henderson, Chris 1-2; Clarkson, Jacob 1-2; Franklin, Kason 2-0; Rowe, Keshon 1-1; Lewis, Alec 0-2; Irby, Troy 0-2; Dilworth, Aaron 1-0; Youngberg, Kai 1-0; Armstrong, Jacob 1-0; Wilson, Josh 1-0; Smith, Alan 1-0; Landez, Sean 1-0; Calvin, Shane 0-1; Harrison, Jalen 0-1; Davis, Jimmar 0-1; Semanat, Jordan 0-1; Wilkins, Omar 0-1; Oglesby, Josh 0-1, Martinez, Ryan 0-1; Gardner, Cody, 0-1

2018 STATISTICS // GAME SUMMARIES

3

Angelo State 30, Texas A&M-Kingsville 14
September 15, 2018
 San Angelo, Texas | LeGrand Stadium

4

Eastern New Mexico 31, Texas A&M-Kingsville 14
September 22, 2018
 Kingsville, Texas | Pepsi Field at Javelina Stadium

SCORE BY QUARTERS	1	2	3	4	Final
TAMUK	7	7	0	0	14
ASU	10	10	7	3	30

ATTENDANCE: 1,537

TEMPERATURE: 74 deg • WIND: 8 mph • WEATHER: Light Rain

SCORING SUMMARY

QTR	TIME	TEAM	SCORING PLAY	PLAYS-YDS	TOP
1st	14:39	TAMUK	Armstrong 20-yd blocked punt return (De La Garza kick)	-	-
1st	10:59	ASU	Flanigan 25-yd field goal	10-67	3:40
1st	03:18	ASU	Gilbert 36-yd run (Flanigan kick)	6-80	1:42
2nd	08:03	TAMUK	Wilson 22-yd pass from Detmer Jr. (De La Garza kick)	5-37	2:10
2nd	00:33	ASU	Gilbert 5-yd run (Flanigan kick)	7-39	2:24
2nd	00:01	ASU	Flanigan 35-yd field goal	3-17	0:18
3rd	01:45	ASU	Ayo 27-yd pass from Sullins (Flanigan kick)	1-27	0:07
4th	06:12	ASU	Flanigan 27-yd field goal	7-46	3:34

STATISTICAL SUMMARY

	TAMUK	ASU
First Downs	14	19
Net Rushing	40-63	48-208
Net Passing	129	150
Attempts-Completions-Interceptions	35-13-2	26-8-0
Total Offense Plays-Yards	75-192	74-358
Fumble Returns-Yards	0-0	0-0
Punt Returns-Yards	5-80	3-7
Kickoff Returns-Yards	6-122	1-33
Interception Returns-Yards	0-0	2-4
Punts-Average Yards	9-29.2	8-39.0
Fumbles-Lost	4-0	3-2
Penalties-Yards	10-84	9-75
Possession Time	32:16	27:44
3rd Down Conversions	5-19	4-16
4th Down Conversions	1-4	0-2
Red Zone Scores-Chances	0-2	4-5
Sacks By-Yards	0-0	5-18

RUSHING: TAMUK - Lopez, Luis 11-40; Pelrean, Nick 7-31; Carr, Jeff 7-16; Oglesby, Josh 3-8; Detmer Jr., Koy 2-0; Perkins, Connor 1-(-1); De La Garza, Julio 1-(-14); Dyal, Cade 8-(-17) **ASU** - Nathan, Tyrese 29-119; Jones, Tony 4-49; Gilbert, Spencer 3-41; Winston, Ronald 6-19; Cook, Carsen 1-0; Sullins, Payne 5-(-20)

PASSING: TAMUK - Dyal, Cade 7-18-1-82; Detmer Jr., Koy 6-17-1-47 **ASU** - Sullins, Payne 7-18-0-117; Rotherham, Charlie 1-8-0-33

RECEIVING: TAMUK - Milburn, Devin 4-66; Wilson, Tyler 2-31; Dilworth, Aaron 2-16; Williams, Kyle 2-7; Thomas, Torrey 1-5; Armstrong, Jacob 1-4; Posada, Roe 1-0 **ASU** - Ayo, Lawson 3-72; Chism, Keke 2-49; Kennedy, Tate 2-21; Nathan, Tyrese 1-8

INTERCEPTIONS: TAMUK - None **ASU** - Yoruw, Jac 1-4; Jackson, Donavyn 1-0

FUMBLES: TAMUK - Dyal, Cade 3-0; Detmer Jr., Koy 1-0 **ASU** - Bibbs, Tashani 1-0; Nathan, Tyrese 1-1; Sullins, Payne 1-1

SACKS (UA-A): TAMUK - None **ASU** - Jones, Markus 2-0; Ihegworo, Bright 1-0; Aschenbeck, Grant 1-0; Ray, Jake 1-0

TACKLES (UA-A): TAMUK - Harrison, Jalen 6-5; Hendrix, Payton 4-7; Tutt, Tre'Michael 3-8; Williams, Devonte 5-5; Valentine, Caleb 3-5; Jones, Brandon 2-6; Semanat, Jordan 2-2; Jackson, Aaron 1-2; Stiff, Nick 1-2; Wilson, Tyler 2-0; Sims, Shawn 0-2; Gardner, Cody 0-2; Smith, Alan 1-0; Williams, Kyle 1-0; Armstrong, Jacob 1-0; Taylor, Vaughn 0-1; Barnes, Kris 0-1; Davis, Jimmar 0-1; Crenshaw, Brajhon 0-1; Rowe, Keshon 0-1; Landez, Sean 0-1 **ASU** - Kyle, Hunter 8-8; Aschenbeck, Grant 6-9; French, Leddy 4-5; Dickerson, Darrick 3-3; Jones, Markus 2-3; Ray, Jake 2-2; McCoy, G'Karri 1-2; Ihegworo 1-2; Jackson, Donavyn 1-2; Flowers, Micah 2-0; Gildersleeve, Gilbert 2-0; Johnson, Larry 1-1; Dunham, Dagen 1-1; Quinton, Josh 0-2; Cavanaugh, Cameron 0-2; Harris, Roderick 1-0; Yoruw, Jac 1-0; Moore, Travaughn 1-0; Douglas, DeShaun 0-1; Vincent, Will 0-1

SCORE BY QUARTERS	1	2	3	4	Final
ENMU	14	0	14	3	31
TAMUK	0	7	7	0	14

ATTENDANCE: 4,644

TEMPERATURE: 82 deg • WIND: 10 mph • WEATHER: Sunny

SCORING SUMMARY

QTR	TIME	TEAM	SCORING PLAY	PLAYS-YDS	TOP
1st	09:06	ENMU	Terry 2-yd run (Vargas kick)	9-45	4:28
1st	03:46	ENMU	Strand 9-yd run (Vargas kick)	1-9	0:04
2nd	12:47	TAMUK	Pelrean 3-yd run (De La Garza kick)	11-73	5:50
3rd	11:09	TAMUK	Posada 2-yd pass from Detmer Jr. (De La Garza kick)	8-39	3:51
3rd	08:45	ENMU	Smith 28-yd pass from Strand (Vargas kick)	5-75	2:24
3rd	06:45	ENMU	Smith 66-yd pass from Strand (Vargas kick)	2-80	0:45
4th	4:34	ENMU	Vargas 29-yd field goal	14-68	6:43

STATISTICAL SUMMARY

	ENMU	TAMUK
First Downs	20	16
Net Rushing	57-374	29-71
Net Passing	100	158
Attempts-Completions-Interceptions	6-3-1	36-19-2
Total Offense Plays-Yards	63-474	65-229
Fumble Returns-Yards	0-0	0-0
Punt Returns-Yards	1-0	1-1
Kickoff Returns-Yards	2-71	5-138
Interception Returns-Yards	2-46	1-5
Punts-Average Yards	4-34.0	7-37.4
Fumbles-Lost	5-2	1-1
Penalties-Yards	10-70	9-46
Possession Time	31:41	28:19
3rd Down Conversions	7-13	7-15
4th Down Conversions	1-1	0-0
Red Zone Scores-Chances	3-4	2-3
Sacks By-Yards	2-13	0-0

RUSHING: ENMU - Smith, Johnny 7-97; Strand, Wyatt 13-71; Gilbert, Cambry 4-62; Gary, Tayshaun 11-54; Terry, Paul 17-45; Burke, Jeremiah 1-27; Bradford, Nathaniel 3-16; Askew-Betts, Matthew 1-2 **TAMUK** - Pelrean, Nick 10-37; Carr, Jeff 10-36; Oglesby, Josh 5-1; Detmer Jr., Koy 4-(-3)

PASSING: ENMU - Strand, Wyatt 3-6-1-100 **TAMUK** - Detmer Jr., Koy 19-35-2-158; Rosellini, Casey 0-1-0-0

RECEIVING: ENMU - Smith, Johnny 3-100 **TAMUK** - Pelrean, Nick 4-49; Williams, Kyle 3-33; Posada 3-13; Moore, Donovan 2-31; Thomas, Torrey 2-11; Milburn, Devin 2-6; Carr, Jeff 1-7; Dilworth, Aaron 1-6; Hertel, Brent 1-2

INTERCEPTIONS: ENMU - Burns, De'John 1-46; Countee, Charles 1-0 **TAMUK** - Semanat, Jordan 1-5

FUMBLES: ENMU - Bradford, Nathaniel 2-1; Gary, Tayshaun 1-0; Strand, Wyatt 1-0; Smith, Johnny 1-1 **TAMUK** - Detmer Jr., Koy 1-1

SACKS (UA-A): ENMU - Tulimasealii, Kennedy 1-0; Jackson, Xavier 1-0 **TAMUK** - None

TACKLES (UA-A): ENMU - Urrea, Dante 4-8; Hardin, Brad 5-6; Sweitzer, Noah 2-5; Barfield, Ricky 3-3; Countee, Charles 3-1; Tulimasealii, Kennedy 2-2; Claibourn, Jamar 2-2; Jackson, Xavier 2-1; Henry, Roope 1-2; McCracken, Kevin 1-2; Garces, Daniel 2-0; Gragg, KeAyr 1-1; Countee, Todd 0-2; Gilbert, Cambry 1-0; Branch, Tyreick 1-0; Burns, De'John 1-0; Terry, Paul 1-0; Vargas, Tyler 0-1; Sotoa, Rapi 0-1; Hill, Hayden 0-1; Andrews, Tony 0-1; Fulton, Michael 0-1 **TAMUK** - Hendrix, Payton 10-6; Tutt, Tre'Michael 5-4; Landez, Sean 3-4; Jones, Brandon 3-4; Valentine, Caleb 2-4; Stiff, Nick 4-1; Fa'agata, Dynamite-Jones 1-4; Harrison, Jalen 2-2; Taylor, Vaughn 1-2; Semanat, Jordan 2-0; Sims, Shawn 1-1; Gardner, Cody 0-2; Wilson, Josh 0-2; Paul, Rokeem 1-0; Smith, Alan 1-0; Rowe, Keshon, 1-0; Foote, Jamal 1-0; Detmer Jr., Koy 1-0; Davis, Jimmar 0-1; Lewis, Alec 0-1

2018 STATISTICS // GAME SUMMARIES

5

Texas A&M-Kingsville 33, New Mexico Highlands 30
September 29, 2018
 Kingsville, Texas | Pepsi Field at Javelina Stadium

6

Western Oregon 13, Texas A&M-Kingsville 7
October 6, 2018
 Kingsville, Texas | Pepsi Field at Javelina Stadium

SCORE BY QUARTERS	1	2	3	4	Final
NMHU	3	14	7	6	30
TAMUK	16	7	3	7	33

ATTENDANCE: 2,842

TEMPERATURE: 79 deg • WIND: 10 mph • WEATHER: Cloudy

SCORING SUMMARY

QTR	TIME	TEAM	SCORING PLAY	PLAYS-YDS	TOP
1st	10:04	NMHU	Farfan 49-yd field goal	8-41	4:56
1st	06:00	TAMUK	De La Garza 23-yd field goal	10-33	3:54
1st	04:16	TAMUK	Milburn 48-yd pass from Detmer Jr. (Rosellini rush fumbled)	3-48	0:50
1st	00:34	TAMUK	Pelrean 69-yd run (De La Garza kick)	1-69	0:13
2nd	05:07	NMHU	McIntyre 3-yd pass from Cameron (Farfan kick)	1-3	0:05
2nd	02:28	TAMUK	Carr 55-yd run (De La Garza kick)	1-55	0:14
2nd	00:17	NMHU	Aguirre 1-yd pass from Cameron (Farfan kick)	6-38	1:30
3rd	10:59	TAMUK	De La Garza 39-yd field goal	7-56	3:57
3rd	08:56	NMHU	Aguirre 33-yd run (Farfan kick)	5-74	1:54
4th	14:31	NMHU	Mosby 1-yd run (Cameron pass failed)	7-99	3:09
4th	04:23	TAMUK	Moore 30-yd pass from Detmer Jr. (De La Garza kick)	7-75	2:46

STATISTICAL SUMMARY

	NMHU	TAMUK
First Downs	25	17
Net Rushing	34-177	34-176
Net Passing	171	296
Attempts-Completions-Interceptions	37-16-1	30-18-1
Total Offense Plays-Yards	71-348	64-472
Fumble Returns-Yards	0-0	0-0
Punt Returns-Yards	1-(-2)	3-3
Kickoff Returns-Yards	7-138	6-126
Interception Returns-Yards	1-51	1-0
Punts-Average Yards	6-37.8	5-44.0
Fumbles-Lost	3-1	3-1
Penalties-Yards	5-50	15-133
Possession Time	29:31	30:29
3rd Down Conversions	3-14	7-16
4th Down Conversions	0-2	1-1
Red Zone Scores-Chances	3-3	1-1
Sacks By-Yards	4-26	1-9

RUSHING: NMHU - Mosby, Kamari 7-53; Cameron, Danny 10-44; Alston, Dione 16-41; Gassoway, Dillon 1-6; Aguirre, Jason 0-33 **TAMUK** - Carr, Jeff 10-101; Pelrean, Nick 10-74; Oglesby, Josh 6-21; Milburn, Devin 1-3; Armstrong, Jacob 1-2; TEAM 1-(-2); Detmer Jr., Koy 5-(-23)

PASSING: NMHU - Cameron, Danny 16-36-1-171; Gassoway 0-1-0-0 **TAMUK** - Detmer Jr., Koy 18-30-1-296

RECEIVING: NMHU - McFadden, D.J. 5-77; Henderson, Devon 3-60; Manning, Jairan 3-13; Drew-Toles, Zach 1-7; Alston, Dione 1-7; Jackson, T.J. 1-3; McIntyre, Darrell 1-3; Aguirre, Jason 1-1 **TAMUK** - Posada, Roe 8-59; Milburn, Devin 3-83; Dilworth, Aaron 2-98; Thomas, Torrey 2-14; Moore, Donovan 1-30; Martinez, Ryan 1-13; Williams, Kyle 1-(-1)

INTERCEPTIONS: NMHU - Brown, Malik 1-51 **TAMUK** - Stiff, Nick 1-0

FUMBLES: NMHU - Alston, Dione 2-1; Cameron, Danny 1-0 **TAMUK** - Detmer Jr., Koy 1-0; Milburn, Devin 1-1; Moore, Donovan 1-0

SACKS (UA-A): NMHU - Thornton, Stevan 1-2; Forziati, Cameron 1-1; Gay, Adam 0-1 **TAMUK** - Harrison, Jalen 0-1; Valentine, Caleb 0-1

TACKLES (UA-A): NMHU - Forziati, Cameron 8-3; Thornton, Stevan 5-4; Schoettmer, Eli 1-6; Brown, Malik 2-3; Morris, Willie 3-1; Waite, C.J. 2-2; Lanktree, Thomas 2-2; Haynes, Tre 1-3; Mills, Jacobe 3-0; Jackson, T.J. 1-2; Steware, Sir-Devonta 2-0; Gassoway, Dillon 1-1; Glennon, Caleb 0-2; McRae, Craig 1-0; Diffie, Darren 1-0; McGee, David 1-0; Locken, Nick 1-0; Farfan, Israel 0-1; Gallegos, Jordan 0-1; Fuller, Dondi 0-1; Gay, Adam 0-1; Manning, Jairan 0-1 **TAMUK** - Valentine, Caleb 7-2; Hendrix, Payton 6-3; Lewis, Alec 3-5; Landez, Sean 3-4; Harrison, Jalen 2-3; Davis, Jimmar 0-4; Jackson, Aaron 3-0; Semanat, Jordan 3-0; Jones, Brandon 1-2; Armstrong, Jacob 1-1; Smith, Alan 1-1; Williams, Devonte 1-1; Stiff, Nick 0-2; Taylor, Vaughn 1-0; Hertel, Brent 1-0; Posada, Roe 1-0; Hockless, Josh 1-0; Tutt, Tre'Michael 1-0; Williams, Kyle 1-0; Brown, Nico 1-0; Barnes, Kris 1-0; Dever, Le'Andre 1-0; Crenshaw, Brajhon 1-0; Clarkson, Jacob 0-1; Calvin, Shane 0-1

SCORE BY QUARTERS	1	2	3	4	Final
WOU	3	0	7	3	13
TAMUK	0	0	7	0	7

ATTENDANCE: 2,914

TEMPERATURE: 84 deg • WIND: 15 mph • WEATHER: Partly Cloudy

SCORING SUMMARY

QTR	TIME	TEAM	SCORING PLAY	PLAYS-YDS	TOP
1st	11:36	WOU	Saldana 43-yd field goal	6-15	3:06
3rd	10:53	WOU	Bradley 6-yd pass from Currie (Saldana kick)	9-75	4:07
3rd	08:22	TAMUK	Semanat 31-yd interception return (De La Garza kick)	-	-
4th	11:03	WOU	Bradley 55-yd field goal	8-23	4:34

STATISTICAL SUMMARY

	WOU	TAMUK
First Downs	17	12
Net Rushing	42-131	26-58
Net Passing	80	199
Attempts-Completions-Interceptions	24-8-1	30-18-1
Total Offense Plays-Yards	66-211	56-257
Fumble Returns-Yards	1-40	0-0
Punt Returns-Yards	1-0	4-73
Kickoff Returns-Yards	1-19	0-0
Interception Returns-Yards	1-(-2)	1-31
Punts-Average Yards	8-41.6	6-41.2
Fumbles-Lost	2-0	2-1
Penalties-Yards	6-56	9-73
Possession Time	33:55	26:05
3rd Down Conversions	4-14	4-13
4th Down Conversions	0-0	0-2
Red Zone Scores-Chances	1-1	0-1
Sacks By-Yards	4-24	3-26

RUSHING: WOU - Land, Omari 15-77; Currie, Ty 15-53; Jackson, Nico 8-15; Fortier, Devon 1-9; TEAM 3-(-23) **TAMUK** - Carr, Jeff 13-48; Pelrean, Nick 7-33; Rosellini, Casey 1-(-1); Detmer Jr., Koy 5-(-22)

PASSING: WOU - Currie, Ty 7-23-1-71; Bradley, Anthony 1-1-0-9 **TAMUK** Detmer Jr., Koy 11-16-0-136; Rosellini, Casey 7-14-1-63

RECEIVING: WOU - Mack, Chris 3-30; Bradley, Anthony 2-19; Jackson, Nico 1-15; Currie, Ty 1-9; Land, Omari 1-7 **TAMUK** - Moore, Donovan 6-43; Wilson, Tyler 4-80; Hertel, Brent 2-20; Thomas, Torrey 2-16; Posada, Roe 1-16; Armstrong 1-13; Pelrean, Nick 1-10; Dilworth, Aaron 1-1

INTERCEPTIONS: WOU - Kantola, Jacob 1-(-2) **TAMUK** - Semanat, Jordan 1-31

FUMBLES: WOU - TEAM 1-0; Currie, Ty 1-0 **TAMUK** - Wilson, Tyler 1-1; Detmer Jr., Koy 1-0

SACKS (UA-A): WOU - Proctor, Nathaniel 2-0; Highburger, Bo 1-1; O'Brien, Skylen 0-1 **TAMUK** - Jones, Brandon 1-0; Tutt, Tre'Michael 1-0; Stiff, Nick 1-0

TACKLES (UA-A): WOU - Highburger, Bo 2-8; Weber, Andrew 4-3; Proctor, Nathaniel 5-1; Parnell, Derek 4-1; Sinclair, Joey 3-2; Molden, Isaiah 2-2; Sarbeck, Brian 2-1; Wharf, Tyler 1-2; Anderson, Curtis 0-3; Blackburn, Jake 2-0; Hubbard, DeVante 2-0; Minniti, Ryan 2-0; Kantola, Jacob 1-1; Hammond, Court 0-2; O'Brien, Skylen 0-2 Lee, Machiah 1-0; Abraham, Isaiah 1-0; Parnell, Jaylin 1-0 **TAMUK** - Williams, Devonte 3-7; Tutt, Tre'Michael 4-4; Harrison, Jalen 3-5; Taylor, Vaughn 4-3; Jones, Brandon 2-5; Semanat, Jordan 2-3; Stiff, Nick 3-1; Valentine, Caleb 1-2; Hendrix, Payton 0-3; Landez, Sean 1-1; Clarkson, Jacob 1-1; Jackson, Aaron 1-0; Smith, Alan 1-0; Davis, Jimmar 1-0; Moore, Donovan 1-0; Sims, Shawn 1-0; Fa'agata, Dynamite-Jones 0-1

2018 STATISTICS // GAME SUMMARIES

7

#12 **Midwestern State 69, Texas A&M-Kingsville 14**

October 13, 2018

Kingsville, Texas | Pepsi Field at Javelina Stadium

8

#9 **Tarleton 59, Texas A&M-Kingsville 21**

October 20, 2018

Stephenville, Texas | Memorial Stadium

SCORE BY QUARTERS	1	2	3	4	Final
MSU Texas	14	27	14	14	69
TAMUK	0	0	7	7	14

ATTENDANCE: 2,088

TEMPERATURE: 80 deg • WIND: 17 mph • WEATHER: Sunny

SCORING SUMMARY

QTR	TIME	TEAM	SCORING PLAY	PLAYS-YDS	TOP
1st	10:52	MSU	Wydermyer 83-yd blocked field goal return (Imbriani kick)	-	-
1st	09:51	MSU	J. Johnson 12-yd pass from Rabb (Imbriani kick)	4-30	1:01
2nd	13:03	MSU	J. Johnson 58-yd pass from Rabb (Imbriani kick)	5-69	1:53
2nd	08:47	MSU	J. Johnson 11-yd pass from Rabb (Imbriani kick)	5-65	2:05
2nd	04:11	MSU	Edwards 11-yd pass from Rabb (Imbriani kick)	7-52	2:38
2nd	00:45	MSU	V. Johnson 45-yd run (Imbriani kick blocked)	5-68	1:11
3rd	12:57	MSU	V. Johnson 22-yd run (Imbriani kick)	1-22	0:05
3rd	08:15	TAMUK	Thomas 7-yd pass from Detmer Jr. (De La Garza kick)	9-76	4:34
3rd	06:15	MSU	J. Johnson 61-yd pass from Rabb (Imbriani kick)	6-71	1:51
4th	12:12	MSU	Rabb 21-yd run (Imbriani kick)	9-75	5:16
4th	04:36	TAMUK	B. Jones 41-yd fumble recovery (De La Garza kick)	-	-
4th	04:29	MSU	Land 47-yd kickoff return (Imbriani kick)	-	-

STATISTICAL SUMMARY

	MSU	TAMUK
First Downs	23	16
Net Rushing	24-141	25-102
Net Passing	361	206
Attempts-Completions-Interceptions	38-22-0	40-26-3
Total Offense Plays-Yards	62-502	65-308
Fumble Returns-Yards	0-0	1-41
Punt Returns-Yards	2-16	0-0
Kickoff Returns-Yards	2-68	7-116
Interception Returns-Yards	3-32	0-0
Punts-Average Yards	4-36.5	5-35.0
Fumbles-Lost	2-1	1-1
Penalties-Yards	7-62	9-55
Possession Time	25:23	34:37
3rd Down Conversions	5-10	2-13
4th Down Conversions	1-1	0-2
Red Zone Scores-Chances	3-3	1-2
Sacks By-Yards	0-0	0-0

RUSHING: MSU - Johnson, Vincent 5-77; Rabb, Layton 4-35; Gabriel, Nicholas 3-16; Childs, Quinton 2-15; Johnson, Juwan 1-6; Jones, Justin 3-4; Seales, Adrian 1-1; Martinez, Bryce 1-(-3); Purcell, Zach 4-(-10) **TAMUK** - Pelrean, Nick 11-61; Carr, Jeff 11-36; Detmer Jr., Koy 1-6; Perkins, Connor 2-(-1)

PASSING: MSU - Rabb, Layton 20-35-0-338; Purcell, Zach 2-3-0-23 **TAMUK** - Detmer Jr., Koy 23-32-1-177; Rosellini, Casey 3-8-2-29

RECEIVING: MSU - Johnson, Juwan 9-202; Land, Xavier 6-61; Childs, Quinton 3-58; Martinez, Bryce 1-18; Edwards, Tyrique 1-11; Johnson, Vincent 1-6; Harrison, Kylan 1-5 **TAMUK** - Thomas, Torrey 8-54; Dilworth, Aaron 5-43; Hertel, Brent 4-37; Carr, Jeff 3-22; Wilson, Tyler 3-12; Perkins, Connor 2-5; Smith, Alan 1-33

INTERCEPTIONS: MSU - Hawkins, Chris 1-18; Cunigan, Jaydon 1-14; Finley, Khalil 1-0 **TAMUK** - None

FUMBLES: MSU - Purcell, Zach 2-1 **TAMUK** - Thomas, Torrey 1-1

SACKS (UA-A): MSU - None **TAMUK** - None

TACKLES (UA-A): MSU - Jones, Justin 3-2; Cunigan, Jaydon 2-3; Wilson, DaMarcus 4-0; Montoya, Mason 3-1; Wydermyer, Josh 3-1; Smith, Deven 3-1; Shearman, Tristan 1-3; DeValerio, Alec 2-1; Sherrill, Jacob 2-1; Wilkerson, Marcus 2-1; Doggett, D.J. 2-1; Abdul-Karim, Jaylon 1-2; Tate, Dwayne 2-0; Finley, Khalil 2-0; Edwards, Zach 1-1; McMahan, Zack 1-1; Burnett, Troy 1-0; Rogers, Steven 1-0; Owens, Melik 1-0; Randolph, A'quan 1-0; Manus, Paul 1-0; Hawkins, Chris 1-0; Childs, Quinton 1-0; Tension, Anthony 0-1; Ford, Sir'Veil 0-1; Ross, My'Kell 0-1; Haynes, Yasmon 0-1; Fields, Anthony 0-1 **TAMUK** - Semanat, Jordan 5-2; Jones, Brandon 4-1; Tutt, Tre'Michael 3-1; Clarkson, Jacob 3-1; Hendrix, Payton 3-1; Jackson, Aaron 3-1; Harrison, Jalen 3-1; Wilson, Josh 2-0; Davis, Jimmar 1-1; Stiff, Nick 1-0; Johnson, Justin 1-0; Hertel, Brent 1-0; Pelrean, Nick 1-0; Sims, Shawn 1-0; Franklin, Kason 1-0; Horn III, Moses 1-0; Taylor, Vaughn 0-1

SCORE BY QUARTERS	1	2	3	4	Final
TAMUK	0	14	7	0	21
TSU	7	28	14	10	59

ATTENDANCE: 6,534

TEMPERATURE: 70 deg • WIND: 4 mph • WEATHER: Partly Cloudy

SCORING SUMMARY

QTR	TIME	TEAM	SCORING PLAY	PLAYS-YDS	TOP
1st	12:06	TSU	Thomas 79-yd pass from Holmes (Martinez kick)	2-83	0:35
2nd	11:37	TAMUK	Detmer Jr. 1-yd run (De La Garza kick)	15-80	8:05
2nd	11:20	TSU	Rollison 55-yd pass from Holmes (Martinez kick)	1-55	0:09
2nd	06:35	TAMUK	Wilson 14-yd pass from Detmer Jr. (De La Garza kick)	9-66	4:39
2nd	04:20	TSU	Kirven 20-yd pass from Holmes (Martinez kick)	7-71	2:07
2nd	01:19	TSU	Turner 5-yd run (Martinez kick)	4-31	1:11
2nd	00:27	TSU	Turner 66-yd run (Martinez kick)	2-62	0:17
3rd	11:45	TSU	Turner 18-yd run (Martinez kick)	8-56	3:05
3rd	06:34	TSU	Turner 5-yd run (Martinez kick)	6-80	1:24
3rd	04:44	TAMUK	Dilworth 16-yd pass from Detmer Jr. (De La Garza kick)	1-16	0:07
4th	14:53	TSU	Manning 27-yd pass from Holmes (Martinez kick)	3-32	0:39
4th	10:15	TSU	Martinez 17-yd field goal	5-64	2:53

STATISTICAL SUMMARY

	TAMUK	TSU
First Downs	23	20
Net Rushing	36-70	35-315
Net Passing	232	270
Attempts-Completions-Interceptions	49-28-1	17-10-0
Total Offense Plays-Yards	85-302	52-585
Fumble Returns-Yards	0-0	1-7
Punt Returns-Yards	1-0	1-(-2)
Kickoff Returns-Yards	2-28	4-115
Interception Returns-Yards	0-0	1-42
Punts-Average Yards	8-35.8	4-36.0
Fumbles-Lost	1-1	1-1
Penalties-Yards	6-70	9-64
Possession Time	33:02	26:58
3rd Down Conversions	7-19	5-11
4th Down Conversions	0-0	1-1
Red Zone Scores-Chances	3-3	5-5
Sacks By-Yards	3-22	3-26

RUSHING: TAMUK - Pelrean, Nick 14-52; Carr, Jeff 13-32; Moore, Donovan 2-8; Perkins, Connor 1-6; Guerra, Paul 2-(-3); Detmer Jr., Koy 4-(-25) **TSU** - Turner, Xavier 10-164; Berryman, Adam 7-70; Holmes, Ben 9-60; Franks, Bowie 2-11; McCants, Daniel 4-6; Wetzel, Skyler 3-4

PASSING: TAMUK - Detmer Jr., Koy 28-48-1-232; Moore, Donovan 0-1-0-0 **TSU** - Holmes, Ben 10-17-0-270

RECEIVING: TAMUK - Wilson, Tyler 10-96; Thomas, Torrey 4-30; Dilworth, Aaron 3-45; Carr, Jeff 3-(-4); Moore, Donovan 2-21; Paul, Rokeem 2-17; Armstrong, Jacob 2-13; Perkins, Connor 1-9; Martinez, Ryan 1-6 **TSU** - Manning, Zimari 6-120; Thomas, J.F. 1-79; Rollison, Savon 1-55; Kirven, Baxter 1-20; Turner Xavier 1-(-4)

INTERCEPTIONS: TAMUK - None **TSU** - Hayes, Ed 1-42

FUMBLES: TAMUK - Detmer Jr., Koy 1-1 **TSU** - Manning, Zimari 1-1

SACKS (UA-A): TAMUK - Landez, Sean 2-0; Jones, Brandon 0-1; Sims, Shawn 0-1 **TSU** - Speed, E.J. 1-0; Moore, Gary 1-0; Thompson, Tyrell 1-0

TACKLES (UA-A): TAMUK - Hendrix, Payton 5-5; Tutt, Tre'Michael 2-6; Jones, Brandon 3-4; Clarkson, Jacob 2-3; Crenshaw, Brajlon 2-2; Landez, Sean 3-0; Jackson, Aaron 2-0; Wilson, Josh 1-1; Williams, Devonte 1-1; Harrison, Jalen 1-1; Fa'agata, Dynamite-Jones 0-2; Sims, Shawn 0-2; Smith, Alan 1-0; Pelrean, Nick 1-0; Taylor, Vaughn 1-0; Stiff, Nick 1-0; De La Garza, Julio 1-0; Dever, Le'Andre 1-0; Davis, Jimmar 0-1 **TSU** - Wilson, Ronnell 8-3; Robinson, Prince 7-3; Speed, E.J. 4-4; Johnson, Tre 3-4; Hafford, Devin 4-2; Jefferson, B.J. 2-2; Edwards, Jai 2-1; Hayes, Ed 1-2; Thompson, Tyrell 1-2; Franks, Bowie 2-0; Gordon, Chris 2-0; Thibodeaux, Chadwick 2-0; Phillips, Jordan 1-1; Moore, Gary 1-1; Walton, Sean 0-2; Blackshire, Andrew 1-0; Knobloch, Michael 1-0; Lewis, Cameron 1-0; Fangupo, David 0-1; Johnson, Jaicorius 0-1; Radford, Chris 0-1

2018 STATISTICS // GAME SUMMARIES

9

Texas A&M-Kingsville 37, Western New Mexico 34
October 27, 2018
 Kingsville, Texas | Pepsi Field at Javelina Stadium

10

West Texas A&M 35, Texas A&M-Kingsville 31
November 3, 2018
 Canyon, Texas | Kimbrough Memorial Stadium

SCORE BY QUARTERS	1	2	3	4	Final
WNMU	14	0	6	14	34
TAMUK	6	10	14	7	37

ATTENDANCE: 6,073

TEMPERATURE: 78 deg • WIND: 7 mph • WEATHER: Clear

SCORING SUMMARY

QTR	TIME	TEAM	SCORING PLAY	PLAYS-YDS	TOP
1st	11:17	WNMU	Williams 61-yd run (Grady kick)	2-63	0:16
1st	03:46	TAMUK	Martinez 39-yd pass from Detmer Jr. (De La Garza kick failed)	4-56	1:46
1st	01:19	WNMU	Baskerville 56-yd run (Grady kick)	6-70	2:18
2nd	12:31	TAMUK	De La Garza 28-yd field goal	9-43	3:42
2nd	09:19	TAMUK	Pelrean 62-yd run (De La Garza kick)	3-60	0:51
3rd	14:09	TAMUK	Hertel 19-yd pass from Detmer Jr. (De La Garza kick)	4-53	1:20
3rd	05:54	TAMUK	Carr 15-yd run (De La Garza kick)	4-53	1:20
3rd	00:29	WNMU	Williams 36-yd run (Roberts rush failed)	1-36	0:08
4th	13:31	WNMU	Jones 9-yd pass from Armstrong (Grady kick)	6-41	1:58
4th	05:52	TAMUK	Dilworth 5-yd pass from Detmer Jr. (De La Garza kick)	6-25	2:50
4th	04:58	WNMU	Williams 50-yd run (Grady kick)	3-58	0:48

STATISTICAL SUMMARY

	WNMU	TAMUK
First Downs	17	21
Net Rushing	47-270	46-249
Net Passing	64	249
Attempts-Completions-Interceptions	21-8-1	35-20-1
Total Offense Plays-Yards	68-334	81-498
Fumble Returns-Yards	0-0	0-0
Punt Returns-Yards	2-10	4-7
Kickoff Returns-Yards	5-74	3-54
Interception Returns-Yards	1-49	1-4
Punts-Average Yards	8-35.0	7-35.3
Fumbles-Lost	3-2	4-2
Penalties-Yards	6-35	12-125
Possession Time	26:02	33:58
3rd Down Conversions	4-15	7-17
4th Down Conversions	1-2	0-1
Red Zone Scores-Chances	1-1	4-5
Sacks By-Yards	1-5	5-33

RUSHING: WNMU - Williams, DeAndre 14-200; Baskerville, Arkemus 10-86; Harris, Justin 6-12; Roberts, Kourde 5-4; Tomaszewski, Gabriel 11-(-14); Kendrick, Peyton 1-(-18) **TAMUK** - Pelrean, Nick 24-153; Barnes, Kris 8-40; Carr, Jeff 6-37; Perkins, Conner 2-13; Wilson, Tyler 1-9; Moore, Donovan 1-4; TEAM 1-(-1); Detmer Jr., Koy 2-(-3); Dilworth, Aaron 1-(-3)

PASSING: WNMU - Tomaszewski, Gabriel 6-18-1-48; Kendrick, Peyton 1-2-0-7; Armstrong, Blayne 1-1-0-9 **TAMUK** - Detmer Jr., Koy 20-34-1-249; Thomas, Torrey 0-1-0-0

RECEIVING: WNMU - Jones, Elijah 2-16; Roberts, Kourde 2-(-2); Pritchett, Romelo 1-29; Beeve, Evan 1-13; Harris, Justin 1-4; Baskerville, Arkemus 1-4 **TAMUK** - Wilson, Tyler 5-92; Thomas, Torrey 5-33; Dilworth, Aaron 4-21; Martinez, Ryan 2-47; Armstrong, Jacob 1-26; Hertel, Brent 1-19; Pelrean, Nick 1-6; Williams, Kyle 1-5

INTERCEPTIONS: WNMU - Couther, B'Jon 1-49 **TAMUK** - Stiff, Nick 1-4

FUMBLES: WNMU - Tomaszewski, Gabriel 1-0; Roberts, Kourde 1-1; Kendrick, Peyton 1-1 **TAMUK** - Barnes, Kris 1-1; TEAM 1-0; Pelrean, Nick 1-1; Landez, Sean 1-0

SACKS (UA-A): WNMU - Grady, Collin, 1-0 **TAMUK** - Valentine, Caleb 2-1; Jones, Brandon 1-1; Tutt, Tre'Michael 0-1; Taylor, Vaughn 0-1

TACKLES (UA-A): WNMU - Dorsey, Errick 10-3; Macon, Matthew 5-5; Grady, Collin 7-2; Edwards, Isaiah 5-3; Calhoun, Roosevelt 3-5; Mowat, Connor 3-4; Lee, James 3-3; Grisby, Nolan 2-0; Garcia, Matt 2-0; Jones, Trevon 1-1; Pierre, Isaiah 1-1; Witty, Laruni 1-1; Myricks, Tariq 1-1; Taele, Michael 0-2; Perez, Isaiah 0-2; Vaifale, James 0-1; Jones, Elijah 0-1; Wallace, D'Akkiba 0-1; Arkemus, Baskerville, 0-1; Harris, Justin 0-1 **TAMUK** - Tutt, Tre'Michael 4-7; Valentin, Caleb 4-7; Jones, Brandon 6-2; Williams, Devonte 5-3; Landez, Sean 3-1; Semanat, Jordan 2-1; Fa'agata, Dynamite-Jones 2-1; Sims, Shawn 1-2; Taylor, Vaughn 0-3; Jackson, Aaron 2-0; Dever, Le'Andre 1-1; Franklin, Kason 1-1; Armstrong, Jacob 1-1; Hendrix, Payton, 1-1; Gardner, Cody 1-1; Stiff, Nick 1-1; Harrison, Jalen 1-1; Hertel, Brent 1-0; Brown, Nico 0-1; Martinez, Ryan 0-1; Rowe, Keshone 0-1; Carr, Jeff 0-1

SCORE BY QUARTERS	1	2	3	4	Final
TAMUK	3	11	10	7	31
WT	7	7	14	7	35

ATTENDANCE: 6,137

TEMPERATURE: 60 deg • WIND: 15 mph • WEATHER: Clear

SCORING SUMMARY

QTR	TIME	TEAM	SCORING PLAY	PLAYS-YDS	TOP
1st	12:21	WT	Blair 58-yd run (Shipley kick)	6-75	2:39
1st	03:58	TAMUK	De La Garza 20-yd field goal	13-56	5:22
2nd	13:17	TAMUK	De La Garza 41-yd field goal	9-53	3:35
2nd	04:26	WT	Brown 65-yd run (Shipley kick)	3-81	1:13
2nd	00:10	TAMUK	Carr 8-yd pass from Detmer Jr. (Hertel pass from Detmer Jr.)	10-75	4:16
3rd	10:36	TAMUK	De La Garza 27-yd field goal	7-60	4:19
3rd	08:07	TAMUK	Dilworth 3-yd pass from Detmer Jr. (De La Garza kick)	5-20	1:13
3rd	02:58	WT	Mitchell 78-yd pass form Houghtaling (Shipley kick)	1-78	0:10
3rd	00:21	WT	Blair 7-yd run (Shipley kick)	4-22	2:19
4th	11:31	TAMUK	Dilworth 25-yd pass from Detmer Jr. (De La Garza kick)	8-79	3:44
4th	01:28	WT	Blair 78-yd run (Shipley kick)	3-86	0:52

STATISTICAL SUMMARY

	TAMUK	WT
First Downs	26	10
Net Rushing	36-106	28-257
Net Passing	314	106
Attempts-Completions-Interceptions	47-28-1	15-6-0
Total Offense Plays-Yards	83-420	43-363
Fumble Returns-Yards	0-0	0-0
Punt Returns-Yards	5-64	4-20
Kickoff Returns-Yards	5-65	5-81
Interception Returns-Yards	0-0	1-0
Punts-Average Yards	5-37.8	8-45.0
Fumbles-Lost	1-1	0-0
Penalties-Yards	13-123	9-100
Possession Time	39:49	20:08
3rd Down Conversions	8-17	3-11
4th Down Conversions	1-1	0-0
Red Zone Scores-Chances	4-4	1-1
Sacks By-Yards	2-12	3-20

RUSHING: TAMUK - Pelrean, Nick 13-74; Carr, Jeff, 15-24; Perkins, Connor 1-6; Barnes, Kris 3-5; Detmer Jr., 4-(-3) **WT** - Blair, Brandon 16-182; Brown, Marshawn 5-73; Johnson, Jordan 1-4; Houghtaling, Justin 5-(-1); Hamilton, Jamaal 1-(-1)

PASSING: TAMUK - Detmer Jr., Koy 28-47-1-314 **WT** - Houghtaling, Justin 6-15-0-106

RECEIVING: TAMUK - Dilworth, Aaron 11-119; Wilson, Tyler 9-154; Carr, Jeff 4-23; Martinez, Ryan 2-20; Hertel, Brent 1-2; Paul, Rokeem 1-(-4) **WT** - Mitchell, Semaj 2-83; Leonty, David 1-11; Leonce, P.J. 1-5; Hamilton, Jamaal 1-4; Johnson, Jordan 1-3

INTERCEPTIONS: TAMUK - None **WT** - Thomas, Kevon 1-0

FUMBLES: TAMUK - Barnes 1-1 **WT** - None

SACKS (UA-A): TAMUK - Valentin, Caleb 1-0; Jones, Brandon 1-0 **WT** - Johnson, Gerred 0-1; Hyder, Lance 0-1; Thomas, Chris 0-1; Collins, Eric 0-1; Paige, Michael 0-1; Rivera, Xavier 0-1

TACKLES (UA-A): TAMUK - Tutt, Tre'Michael 8-1; Valentine, Caleb 3-1; Taylor, Vaughn 2-2; Harrison, Jalen 2-2; Rowe, Keshon 3-0; Jones, Brandon 2-1; Hendrix, Payton 2-1; Hollaway, Deaderick 2-0; Sims, Shawn 2-0; Williams, Devonte 0-2; Hertel, Brent 1-1; Smith, Alan 1-0; Semanat, Jordan 1-0; Gardner, Cody 1-0; Brown, Nico 0-1 **WT** - Thomas, Chris 9-2; Harris, Tobias 8-0; Thomas, Kevon 7-0; Hyder, Lance 2-5; Davis, Keimone 5-1; Pennington, Josiah 5-1; Johnson, Gerred 4-2; Barron, Joseph 3-2; Collins, Eric 3-2; Honang, Frank 3-1; Manuel, Donevin 2-0; Paul, Henry 1-1; Paige, Marcel 1-1; Blank, Keith 1-1; Rivera, Xavier 1-1; Blair, Brandon 1-0; Gerlich, Brock 0-1; Payne, Ayrton 0-1

2018 STATISTICS // GAME SUMMARIES

11

Texas A&M-Kingsville 24, UT Permian Basin 21

November 10, 2018

Kingsville, Texas | Pepsi Field at Javelina Stadium

SCORE BY QUARTERS	1	2	3	4	Final
UTPB	7	7	7	0	21
TAMUK	0	14	3	7	24

ATTENDANCE: 3,247

TEMPERATURE: 55 deg • WIND: 7 mph • WEATHER: Cloudy

SCORING SUMMARY

QTR	TIME	TEAM	SCORING PLAY	PLAYS-YDS	TOP
1st	08:46	UTPB	Giles 17-yd run (Landeros kick)	5-30	1:55
2nd	14:15	TAMUK	Smith 3-yd pass from Detmer Jr. (De La Garza kick)	9-70	3:56
2nd	10:30	TAMUK	Martinez 32-yd pass from Detmer Jr. (De La Garza kick)	5-53	1:52
2nd	00:21	UTPB	Bowers 3-yd pass from Mathis (Landeros kick)	5-33	1:39
3rd	10:39	TAMUK	De La Garza 40-yd field goal	4-0	1:58
3rd	06:10	UTPB	Mathis 1-yd run (Landeros kick)	7-15	2:07
4th	14:12	TAMUK	Dilworth 16-yd pass from Detmer Jr. (De La Garza kick)	6-61	2:04

STATISTICAL SUMMARY

	UTPB	TAMUK
First Downs	17	21
Net Rushing	47-270	46-249
Net Passing	64	249
Attempts-Completions-Interceptions	21-8-1	35-20-1
Total Offense Plays-Yards	68-334	81-498
Fumble Returns-Yards	0-0	0-0
Punt Returns-Yards	2-10	4-7
Kickoff Returns-Yards	5-74	3-54
Interception Returns-Yards	1-49	1-4
Punts-Average Yards	8-35.0	7-35.3
Fumbles-Lost	3-2	4-2
Penalties-Yards	6-35	12-125
Possession Time	26:02	33:58
3rd Down Conversions	4-15	7-17
4th Down Conversions	1-2	0-1
Red Zone Scores-Chances	1-1	4-5
Sacks By-Yards	1-5	5-33

RUSHING: UTPB - Mathis, Kameron 11-36; Simmons, Marquis 10-31; Null, Taylor 2-23; Giles, Leroy 5-21; Walker, Adrian 11-15; Galaviz, Ben 1-10; Gray, Keegan 1-1 **TAMUK** - Pelrean, Nick 16-104; Carr, Jeff 8-15; Perkins, Connor 1-7; Detmer Jr., Koy 4-0; TEAM 1(-2)

PASSING: UTPB - Mathis, Kameron 13-33-1-115; Null, Taylor 1-8-1-6 **TAMUK** - Detmer Jr., Koy 22-39-0-249; Thomas, Torrey 0-1-0-0

RECEIVING: UTPB - Brown, Kristian 5-44; Walker, Adrian 3-23; Patterson, Trey 1-33; Leonard, Mitchell 1-16; Giles, Leroy 1-3; Bowers, Hunter 1-3; Galaviz, Ben 1-3; Simmons, Marquis 1(-4) **TAMUK** - Wilson, Tyler 11-127; Dilworth 4-73; Martinez, Ryan 2-39; Pelrean, Nick 2-8; Thomas, Torrey 1-7; Smith, Brandon 1-3; Hertel, Brent 1(-2); Carr, Jeff 0-7; Armstrong 0(-3); Detmer Jr., Koy 0(-10)

INTERCEPTIONS: UTPB - None **TAMUK** - Landez, Sean 1-0; Williams, Devonte 1(-1)

FUMBLES: UTPB - Walker, Adrian 1-0; Mathis, Kameron 1-0 **TAMUK** - Carr, Jeff 1-1; Wilson, Tyler 1-0; Detmer Jr., Koy 1-1; Armstrong, Jacob 1-1

SACKS (UA-A): UTPB - Baker, Ryan 1-0; Allison, Marquee 1-0 **TAMUK** - Jones, Brandon 1-1; Valentine, Caleb 0-1

TACKLES (UA-A): UTPB - Hoad, Chris 7-5; Gray, Keegan 7-2; Davenport, Marquis 3-4; Allison, Marquee 4-1; Nicholls, Justin 4-0; Lacy, Jack 4-0; Tyler, Jaques 2-1; Mayes, Miquon 2-1; Herrera, Hector 2-0; Turner, Alonzo 2-0; Price, Austin 1-0; Galaviz, Ben 1-0; Huitt, B.J. 1-0; Baker, Ryan 1-0; Assad, Diego 1-0; Sullivan, Patrick 1-0; Dinnal-Guerra, Ray 0-1; Gomez, Javier 0-1 **TAMUK** - Tutt, Tre/Michael 10-4; Harrison, Jalen 5-5; Valentine, Caleb 4-5; Williams, Devonte 4-4; Jones, Brandon 3-4; Landez, Sean 2-1; Taylor, Vaughn 2-1; Gardner, Cody 1-2; Lewis, Alec 1-1; Stiff, Nick 1-1; Hendrix, Payton 1-1; Sisco, Trent 1-0; Jackson, Aaron 1-0; Sims, Shawn 1-0; Rowe, Keshon 1-0; Armstrong, Jacob 0-1; Detmer Jr., Koy 0-1; Smith, Alan 0-1


STORY



JAVELINA FOOTBALL
PROTECT
THE *VILLE*

JAVELINAS IN THE PRO FOOTBALL HALL OF FAME

GENE UPSHAW - CLASS OF 1987



"Running over those defensive backs is my biggest thrill in football and that's why I just love the sweep. If it was up to me we'd run it every play. I know football's a team game and I know I have to sacrifice and all, but I still wish we'd just run sweeps all day."

Eugene Thurman Upshaw, Jr. ... First who played guard exclusively to enter hall ... No. 1 Draft Pick, 1967 out of Texas A&I ... Won regular left guard job as rookie ... played in 307 games altogether ... Possessed size, speed, intelligence, intensity, exceptional leadership ability ... extremely effective leading sweeps ... Played in 10 AFL/AFC Title Games, three Super Bowls, seven Pro Bowls ... All-League seven years, Second Team All-NFL four other times ... Born August 15, 1945 in Robstown, Texas ... Died August 20, 2008, at the age of 63

Gene Upshaw was the Oakland Raiders' first-round choice in the first combined AFL-NFL draft in 1967. The 6-5, 255-pound lineman had played center, tackle, and end while winning NAIA All-America honors at Texas A&I.

The Raiders' coaching staff decided left guard would be Gene's best pro position and Upshaw won the starting job in his rookie training camp. Upshaw's size, it was felt, would help neutralize the effectiveness of Ernie Ladd and Buck Buchanan, two huge defensive tackles in Oakland's division.

Gene held the guard spot for the next 15 seasons, starting in 207 straight regular season games until finally being forced out of action for one game in 1981. Upshaw returned the next week to play 10 more games in what turned out to be his final season. He was scheduled to play again in 1982, but an injury in the summer season put him on the injured reserved list for the entire campaign.

Altogether Upshaw played in an incredible 307 pre-season, regular season, and post-season contests. Included in his 24 post-season games were three AFL and seven AFC championship games and Super Bowls II, XI and XV. Counting the AFL championship in 1967 and victories in Super Bowls XI and XV, Upshaw became the only player ever to start on championship teams in both the AFL and NFL.


Honors came frequently for Upshaw. He was named first- or second-team All-League or All-Conference 11 consecutive years, and he was named to play in seven Pro Bowls. Upshaw was an intense, intelligent, dedicated competitor who used his excellent size and speed to best advantage.

Extremely effective leading wide running plays; Gene was an integral part of the powerful offensive line that spawned the Raiders' lethal running attack of the 1970s. Recognized as a team leader, Upshaw captained the Raiders' offensive unit for eight seasons.



JAVELINAS IN THE PRO FOOTBALL HALL OF FAME

DARRELL GREEN - CLASS OF 2008



"I was born with a great measure of speed and talent...but I also was born with desire, the desire to go faster every year. I've set it as a personal goal and by preparing harder and setting my goals higher, I've achieved that."

Darrell Ray Green ... First Round pick by Washington, 28th overall, 1983, from Texas A&I ... Intercepted pass in NFL-record 19 straight seasons ... Known for great speed ... Intercepted 54 career passes for 621 yards, six touchdowns ... also returned 51 punts for 611 yards ... Holds team record for longest fumble return, 78 yards ... Named to the NFL's All-Decade Team of the 1990s ... Selected to seven Pro Bowls ... Named All-Pro in 1986, 1987, 1990, and 1991 ... Born February 15, 1960, in Houston, Texas

Darrell Green, a first round draft pick (28th overall) by the Washington Redskins in the 1983 NFL Draft, enjoyed instant success in the NFL. As a rookie, he set the tone for things to come when he scored the very first time he touched the football. That touchdown came on a 61-yard punt return in a preseason game against the Atlanta Falcons. Green started all 16 regular season games during his rookie campaign and finished fourth on the team in tackles with 109 that included a team-leading 79 solo stops. He was runner-up for the Associated Press NFL Rookie of the Year Award.

Green quickly developed into a premier cornerback in the NFL and maintained his high standard of play throughout his remarkable 20-season career with the Redskins. Extremely durable, Green's consistent play was exemplified by his recording of an interception in a record 19 straight seasons. The only year where he did not record a pickoff came during his final season in 2002.


In all, Green totaled a club record 54 interceptions for 621 yards and six touchdowns. He also added two additional touchdowns on interception returns in the post-season. Three times he recorded a career-best of five interceptions in a season (1984, 1986, and 1991). He registered a career-high three interceptions in a game against the Detroit Lions on November 15, 1987.

Known for his speed, something he never lost even as he played into his 40s, Green also had success as a punt returner. He averaged nearly 12 yards a return as he recorded 51 career returns for 611 yards. In addition, he owns the team record for longest fumble return – a 78-yard TD against the Colts in 1993.

Green played in four NFC championship games and three Super Bowls including the team's victory in Super Bowls XXII and XXVI. In the 1987 NFC Championship Game, on a pivotal fourth-down pass play at the goal line late in the game, Green jarred the ball from Minnesota's Darrin Nel-

son to secure a Redskins 17-10 victory that catapulted the team into Super Bowl XXII.

Green was named All-Pro in 1986, 1987, 1990, and 1991 and voted to seven Pro Bowls. He is also a member of the NFL's All-Decade Team of the 1990s.



JAVELINAS IN THE PRO FOOTBALL HALL OF FAME

JOHN RANDLE - CLASS OF 2010



"This is like being a kid, having fun and being animated. If I didn't do any of this, I would be too mechanical, too uptight. I want to be loose. I am at my best when I am rolling and throwing. I am different, but I am consistent."

John Anthony Randle ... Little All-American Pick as a senior at Texas A&I ... Signed by the Vikings as an Undrafted Free Agent ... Recorded 137.5 career sacks ... Had eight consecutive seasons (1992-99) with 10-plus sacks and a ninth in 2001 ... In 1997, had career-best and league-leading 15.5 sacks ... Named First-Team All-Pro/All-NFC six consecutive years (1993-98) and once All-AFC with Seahawks (2001) ... Named to seven Pro Bowls ... Born December 12, 1967, in Hearne, Texas

John Randle, a Little All-America from Texas A&I, signed a contract as an undrafted free agent with the Minnesota Vikings in 1990. He played in all 16 games as a rookie before he earned a starting role at defensive tackle in his second season.

Injuries forced him out of the starting lineup for parts of the 1991 and 1992 seasons before embarking on an impressive streak of 176 consecutive games played and 133 straight starts with the Vikings. After joining the Seattle Seahawks as a free agent in 2001, he ran the string to 183 games and 140 starts before a knee injury forced him out of a game.


Randle showed signs of becoming one of the NFL's most dominant pass rushers during his second NFL season when he recorded 9.5 sacks. The following year he added 11.5 sacks which marked the first of eight straight seasons with double-digit sack totals.

In the 1993 season, Randle registered 12.5 sacks, amassed 59 tackles and forced three fumbles to earn All-Pro honors and a Pro Bowl invitation for the first time. It began a string of six straight All-Pro and Pro Bowl seasons for Randle. He improved his sack total again in 1994 with a NFC-high 13.5 sacks. Randle recorded perhaps his finest season in 1997 when he led the NFL with 15.5 sacks and also had a career-high 71 tackles.

His single best performance came against the Green Bay Packers on September 22, 1996 when he had a career-high 3.5 sacks and forced two fumbles as the Vikings raced out to a 4-0 start on the season after defeating the Packers, 30-21. Randle was named NFC Defensive Player of the Week for his performance and then earned NFC Defensive Player of the Month.

In all, Randle amassed 137.5 sacks during his 14-season career. He led the Vikings in sacks nine times and the Seahawks twice. Thirty-five times he recorded multi-sack

games including eight games with three or more sacks. Randle was elected to seven Pro Bowls (1994-99, 2002) and named to the NFL's All-Decade Team of the 1990s.



JAVELINAS IN THE NFL DRAFT

Most Players Taken in One Draft: 6 - 1978

Consecutive Decades with a Player Drafted: 7

First Round Draft Picks: 8

Consecutive Years with a Player Drafted: 10 - 1975-84 (18 of 19 years from 1966-84)

Highest Drafted Player: Don Hardeman, No. 15 overall by the Houston Oilers in the 1975 NFL Draft

Lowest Drafted Player: Bryan Sweeny, No. 326 overall by the Cleveland Browns in the 1979 NFL Draft

Total Draft Picks: 48

Players Signed by the NFL: 104

NFL DRAFTEES

Year	Name	Rd	Pick	Ovr	Team	Year	Name	Rd	Pick	Ovr	Team
1942	Stuart Clarkson, C	22	5	200	Bears	1989	Heath Sherman, RB	6	23	162	Eagles
1949	Ivan Snowden, T	24	5	236	Steelers	1989	Rod Mounts, G	11	5	284	Buccaneers
1957	Hall Whitley, C	15	4	173	Colts	1990	Johnny Bailey, RB	9	8	228	Bears
1963	Tom Janik, DB	12	13	167	Lions	1990	Kerry Simien, WR	12	19	323	Browns
1964	Sid Blanks, RB	3	14	43	Bears	1991	Herbie Anderson, DB	10	5	255	Cardinals
1966	Randy Johnson, QB	1	16	16	Falcons	1993	Earl Dotson, T	3	25	81	Packers
1967	Gene Upshaw, G	1	17	17	Raiders	1994	Anthony Phillips, DB	3	7	72	Falcons
1968	Jim Hill, DB	1	18	18	Chargers	1995	Jeffrey Rodgers, DE	7	19	227	Buccaneers
1969	Ray Hickl, LB	9	15	223	Giants	1996	Jermame Mayberry, G	1	25	25	Eagles
1969	Butch Riley, LB	12	24	310	Colts	1997	Al Harris, DB	6	6	169	Buccaneers
1970	Alvin Matthews, DB	2	15	41	Packers	2000	Giles Cole, TE	7	38	244	Vikings
1971	Dwight Harrison, WR	2	9	35	Broncos	2001	Roberto Garza, C	4	4	99	Falcons
1971	Karl Douglas, QB	3	26	78	Colts						
1971	Andy Browder, T	11	3	263	Bills						
1972	Eldridge Small, DB	1	17	17	Giants						
1972	Larry Edwards, LB	5	17	121	Giants						
1973	Ernest Price, DE	1	17	17	Lions						
1973	Levi Johnson, DB	3	23	75	Lions						
1973	James Krempin, T	10	13	247	Jets						
1975	Don Hardeman, RB	1	15	15	Lions						
1976	David Hill, TE	2	18	46	Lions						
1976	Jerrald Taylor, WR	4	2	94	Rams						
1977	George Franklin, RB	2	19	47	Cardinals						
1978	Johnny Barefield, LB	2	14	42	Cardinals						
1978	Larry Collins, RB	3	11	67	Browns						
1978	Doug Greene, DB	3	13	69	Cardinals						
1978	Glenn Starks, WR	6	8	146	Seahawks						
1978	Mike Hawkins, LB	7	22	188	Patriots						
1978	Hughie Shaw, RB	10	22	272	Vikings						
1979	Brian Sweeney, WR	12	23	326	Lions						
1980	Jafus White, DB	10	4	253	Packers						
1980	Andy Hawkins, LB	10	18	267	Buccaneers						
1981	Don Washington, DB	7	27	193	Oilers						
1982	Durwood Roquemore, DB	6	18	157	Chiefs						
1983	Darrell Green, DB	1	28	28	Redskins						
1984	Lloyd Lewis, G	7	28	196	Vikings						

JAVELINAS IN THE NFL

Kerry Linnear	Cleveland Browns	Heath Sherman	Philadelphia Eagles
Gary Lusk	Chicago Bears	Kerry Simien	Cleveland Browns
	Dallas Cowboys		New England Patriots
Alvin Matthews	Green Bay Packers	Moke Simon	Indianapolis Colts
	San Francisco 49ers	Robert Skrobarczyk	Philadelphia Eagles
Francis Mattingly	Chicago Rockets	Eldridge Small	New York Giants
Jermane Mayberry	Philadelphia Eagles	Glenn Starks	Seattle Seahawks
	New Orleans Saints	Gil Steinke	Philadelphia Eagles
Larry McFarland	San Francisco 49ers	Bryan Sweeney	Los Angeles Rams
Norman Miller	Washington Redskins	Jerrald Taylor	Los Angeles Rams
Tom Morton	Atlanta Falcons		Kansas City Chiefs
Rod Mounts	Tampa Bay Buccaneers	Emmuel Thompson	Denver Broncos
Al Nickerson	Dallas Cowboys		Buffalo Bills
Brian Nielsen	Dallas Cowboys	Eugene Upshaw	Oakland Raiders
Stephen Norman	Tennessee Titans	Raymond Waddy	Washington Redskins
Nick O'Brien	Detroit Lions	Donald Washington	Houston Oilers
Randy Palmer	Oakland Raiders		Tampa Bay Buccaneers
	Tampa Bay Buccaneers	Donald Ray Washington	Pittsburgh Steelers
Ken Perkins	Dallas Cowboys	Jafus White	Detroit Lions
Todd Perkins	Atlanta Falcons	Hall Whitley	Baltimore Colts
	Dallas Cowboys		New York Titans
Anthony Phillips	Atlanta Falcons	Karl Williams	Tampa Bay Buccaneers
	Minnesota Vikings		Arizona Cardinals
Ernest Price	Detroit Lions	Floyd Young	Tampa Bay Buccaneers
	Seattle Seahawks		
John Randle	Minnesota Vikings		
	Seattle Seahawks		
Paul Rich	St. Louis Cardinals		
Butch Riley	Baltimore Colts		
Jeff Rodgers	Tampa Bay Buccaneers		
Durwood Roquemore	Kansas City Chiefs		
	Buffalo Bills		
Jimmy Saddler-McQueen	Chicago Bears		
	Dallas Cowboys		
	St. Louis Rams		
Byron Shaw	New York Jets		
Hughie Shaw	Minnesota Vikings		
	San Diego Chargers		

JAVELINAS IN THE COLLEGE FOOTBALL HALL OF FAME

GIL STEINKE - CLASS OF 1996



Gil Steinke coached 23 years at Texas A&I (now Texas A&M Kingsville), beginning in 1954, and won six national championships in NAIA Division I. The title years were 1959, 1969, 1970, 1974, 1975, and 1976. When he retired after the 1976 season his team had won 39 consecutive games. He took that team on tour. In the summer Texas A&I played exhibition games in France, Austria, and West Germany. Besides his six NAIA championships, Texas A&I was runner-up in 1968. His overall record in postseason games was 14-1. His record for 23 seasons was 182-61-4, a winning percentage of .745. The 1976 Javelinas averaged 569.9 yards a game on offense, an all-time high. Steinke was a pioneer in integrating football in his area. In 1960 he recruited Sid Blanks, who was the first black to play for an integrated Texas school. In his senior year, 1963, Blanks was captain of the team. Steinke's teams won ten championships in the Lone Star Conference. In his time the school was called Texas A&I and was in the NAIA. Steinke was named to the NAIA Hall of Fame in 1971, the Texas Hall of Fame in 1977. As a player, Steinke performed for Texas A&I from 1938-41. He had a pro career with the Philadelphia Eagles from 1945-48 and in 1947 led the NFL in punt returns. He served as Texas A&I director of athletics from 1954-82. At his retirement ceremony, the president of the school called him "an institution within an institution." A building was named for him.

RICHARD RITCHIE - CLASS OF 1998



Texas A&I (today the school is Texas A&M - Kingsville) had a 1-8 record going into the last game of the 1973 season. A freshman, Richard Ritchie, moved up to the starting quarterback position. The Javelinas won that game. Ritchie continued as quarterback for three full seasons. Texas A&I had successive records of 13-0, 12-0, 13-0. Texas A&I won NAIA Division I championships those three years. The Javelinas beat Henderson 34-23 in the final in 1974, Salem 37-0 in the final in 1975, and Central Arkansas 26-0 in the final in 1976. Ritchie's record as a starting quarterback was 39-0. He passed for 40 touchdowns and rushed for 19. His passes totaled 5,131 yards and he rushed for 1492. He kicked 137 extra points and nine field goals. The 1974 Texas A&I team played a regular-season game in Monterrey, Mexico, and beat Monterrey Tech 33-6. The 1975 team played the dedication game for Aloha Stadium in Honolulu and beat the University of Hawaii 43-0. The 1976 team played exhibition games in France, Austria, and Germany. Ritchie was named Most Valuable Player in the NAIA Championship game in 1974, was named Lone Star Conference Player of the Year 1975-76, NAIA Player of the Year 1975-76, Associated Press Little All-America 1976, and Academic All-America 1975-76. He served as assistant football coach at Texas 1977-79, North Texas 1980, and Texas Tech 1981-84. He returned to school, obtained a law degree, and began practicing law in Texas.

JOHNNY BAILEY - CLASS OF 2000




One of the greatest running backs in Division II history, Johnny Bailey earned first-team All-America honors a remarkable four times. He was named the Harlon Hill Trophy recipient three times as the NCAA Division II Player of the Year, and as a freshman was runner-up for the coveted award. Bailey opened his collegiate career with four 200-yard games, and rushed for 100 yards or more in his first 11 games. He went on to break the 200-yard plateau 13 times and captured the Division II national rushing title in 1986, 1987, and 1988. Bailey earned more than 45 major honors and awards, including being named conference Back of the Year four times and Division II Offensive Player of the Decade. At the end of his career, Bailey was college football's all-purpose yardage leader with 7,803 yards and number three all-time leading intercollegiate scorer with 428 points. He was chosen to play in several all-star games including the Blue-Gray Classic, the Hula Bowl, and the East-West Shrine Game. Inducted into the Javelina Hall of Fame, Bailey was also a member of the first class of inductees into the NCAA Division II Hall of Fame. Bailey went on to play six years in the NFL for the Chicago Bears, Arizona Cardinals, and the St. Louis Rams. He twice led the NFL in punt returns.

DWAYNE NIX - CLASS OF 2003




Dwayne Nix was a local kid who made good. He was born in Kingsville, Texas, and went to high school and college in his hometown. Nix was a three-time member of the Associated Press Little All-America team. Dwayne also was a two-time All-Lone Star Conference player and a member of the All-Texas College first team in 1966 and 1967. As a junior, the Javelinas were undefeated, with his senior squad going all the way to the NAIA championship game. He concluded his career as the record holder of most of the school's receiving marks. He continued to gain honors years after his career was over. He was elected to the All-Lone Star Conference team of the 1960's, was named a member of the Texas A&I 50th Anniversary team, and was elected to the Javelina Hall of Fame. After he left Texas A&I, he began a military career in the Marine Corps.

DARRELL GREEN - CLASS OF 2004




A track and football star, Darrell Green made great use of his exceptional speed. Green was able to cover receivers from the line of scrimmage, eliminating the short pass, confident that his speed would allow him to recover on deep patterns. In track & field, Green set numerous national and conference records enabling him to earn ten All-America certificates. On the football field, Darrell was a first-team All-America in 1982 and was the Most Valuable Player in the Lone Star Conference. His speed and tenacious play earned him a place on the conference team of the decade for the 1980's. Selected in the first round of the 1983 NFL draft, Green played an amazing 20 seasons with the Washington Redskins. With the Skins he was a member of two World Championship teams, earned all-pro notice seven times, and was named the NFL/True Value Man of the Year. In retirement, Green founded the Darrell Green Youth Life Foundation which creates opportunity for children living in insecure environments. He also served on the boards of many other community organizations.

JOHN RANDLE - CLASS OF 2008



A defensive phenomenon, John Randle punished opposing offenses during his successful collegiate and pro careers. Selected as a first-team All-America in 1988, Randle was twice named the Lone Star Conference's Lineman of the Year. The Hearne, Texas native amassed 105 tackles and 34 career sacks en route to leading the Javelinas to back-to-back conference championships in 1988 and 1989 and two trips to the NCAA Division II playoffs. Starting his college playing career at Trinity Valley Community College in Athens, Texas, Randle led a defense that allowed an average of only eight points per game during his senior campaign. Randle played 14 years in the NFL with the Minnesota Vikings and the Seattle Seahawks. Named an All-Pro seven times, he recorded double-digit sacks during eight different seasons, including a career-high and league-leading 15.5 sacks in 1997. He retired as the league's all-time leader in sacks by a defensive tackle (137.5). A member of the Lone Star Conference Team of the Decade from the 1980s and a 2006 inductee into the Division II Football Hall of Fame

RON HARMS - CLASS OF 2012



Ron Harms enjoyed a 31-year career as a head coach at three different football programs in which he won 14 conference championships and one NAIA national title. Harms' head coaching career began at Concordia College in 1964. He led the Bulldogs for six seasons, including three winning campaigns. He migrated to Adams State College in 1970 and won a conference title in his second year on campus. Harms earned a 21-14-2 record in four seasons as the Grizzlies' head coach. In 1979, Harms experienced ultimate success in his first year at Texas A&M - Kingsville, posting a 12-1 record while winning the NAIA national championship and the Lone Star Conference title. Over the following 20 seasons, Harms guided the Javelinas to ten Lone Star Conference crowns, including six consecutive from 1992-97, and 12 seasons of eight or more wins. He coached Texas A&M - Kingsville to a 172-72 record before his retirement following the 1999 season. In his career, Harms has been honored as the NAIA Coach of the Year, the AFCA Regional Coach of the Year, the NAIA District Coach of the Year, the CNN NCAA Division II Coach of the Year and the Lone Star Conference Coach of the Year. Harms was a member of the American Football Coaches Association and served on many NCAA committees. He is a member of the Lone Star Hall of Honor and the Texas A&M - Kingsville Javelina Hall of Fame.

JAVELINA ALL-TIME AWARDS

FIRST TEAM ALL-AMERICANS								
		1994	Kevin Dogins	NCAA	1980	Don Washington	AFCA	
2012	Jeremy Aguilar	AFCA	1994	Kevin Dogins	C.M. Frank	1979	Andy Hawkins	AP Little
2011	Jonathan Woodson	Football Gazette	1994	Jaime Martinez	Football Gazette	1979	Andy Hawkins	NAIA
2011	Jonathan Woodson	AP Little	1994	Jeff Rodgers	AFCA	1979	Andy Hawkins	AFCA
2010	Tressor Baptiste	AFCA	1994	Jeff Rodgers	NCAA	1979	Jafus White	NAIA
2007	Rod Mosley	Football Gazette	1994	Jeff Rodgers	Football Gazette	1979	Jafus White	Mizlou Network
2006	John Cook	AFCA	1994	Jeff Rodgers	C.M. Frank	1978	Billy John	AP Little
2005	Deandrae Fillmore	AP Little	1993	Anthony Phillips	AP Little	1977	Johnny Barefield	AFCA
2005	Deandrae Fillmore	CollegeSportsReport.com	1993	Anthony Phillips	AFCA	1977	Johnny Barefield	AP Little
2005	Deandrae Fillmore	D2Football.com	1993	Anthony Phillips	Football Gazette	1977	Larry Collins	AP Little
2005	Deandrae Fillmore	Daktronics	1993	Anthony Phillips	C.M. Frank	1977	Larry Collins	NAIA
2005	Deandrae Fillmore	Football Gazette	1993	Anthony Phillips	NCAA	1977	Larry Collins	Mizlou
2004	Deandrae Fillmore	Daktronics	1993	Moke Simon	C.M. Frank	1977	Glenn Starks	NAIA
2003	Eddie Moten	D2Football.com	1993	Moke Simon	Football Gazette	1976	Larry Grunewald	AP Little
2003	Kevin Palmer	AFCA	1992	Earl Dotson	AP Little	1976	Richard Ritchie	AP Little
2003	Kevin Palmer	D2Football.com	1992	Earl Dotson	AFCA	1976	Richard Ritchie	NAIA
2003	Kevin Palmer	Daktronics	1992	Earl Dotson	C.M. Frank	1976	Glenn Starks	NAIA
2003	Kevin Palmer	Football Gazette	1992	Earl Dotson	Football Gazette	1975	David Hill	AP Little
2002	Mike Clay	AFCA	1991	Brian Nielsen	AP Little	1975	David Hill	NAIA
2002	Mike Clay	AP Little	1991	Brian Nielsen	AFCA	1975	David Hill	AFCA
2002	Mike Clay	D2Football.com	1991	Brian Nielsen	C.M. Frank	1975	Dan St. Leger	NAIA
2002	Nicholas Davis	D2Football.com	1990	Keithen DeGrate	AP Little	1974	Don Hardeman	NAIA
2002	Nicholas Davis	Daktronics	1990	Keithen DeGrate	AFCA	1974	Don Hardeman	AFCA
2001	Kiah Johnson	AP Little	1990	Keithen DeGrate	Football Gazette	1974	Don Hardeman	Time Magazine
2001	Kiah Johnson	D2Football.com	1989	Johnny Bailey	Football Writers of America	1974	David Hill	NAIA
2001	Kiah Johnson	AFCA	1989	Johnny Bailey	AFCA	1974	Jerry Janik	NAIA
2000	Robert Garza	AP Little	1989	Johnny Bailey	AP Little	1972	Levi Johnson	Gridiron Magazine
2000	Robert Garza	AFCA	1989	Johnny Bailey	Football Gazette	1972	Ernest Price	AFCA
2000	Robert Garza	Football Gazette	1989	Ed LaTouf	Football Gazette	1972	Ernest Price	Universal Sports
2000	Robert Garza	Daktronics	1989	John Randle	Football Gazette	1971	Levi Johnson	AP Little
2000	Robert Garza	D2Football.com	1988	Johnny Bailey	AP Little	1971	Levi Johnson	NAIA
2000	Robert Garza	USAFootball.com	1988	Johnny Bailey	AFCA	1971	Eldridge Small	AP Little
1999	Robert Garza	AP Little	1988	Johnny Bailey	Football Writers of America	1971	Eldridge Small	AFCA
1999	Robert Garza	AFCA	1988	Johnny Bailey	Football News	1970	Karl Douglas	NAIA
1999	Robert Garza	Daktronics	1988	Rod Mounts	AP Little	1970	Margarito Guerrero	NAIA
1999	Robert Garza	Football Gazette	1988	John Randle	AP Little	1970	Margarito Guerrero	AP Little
1999	Robert Garza	All-America Football Foundation	1988	Heath Sherman	Football News	1970	Dwight Harrison	AFCA
1998	Cliff Clemons	AP Little	1987	Johnny Bailey	AP Little	1970	Robert Young	NAIA
1998	Cedric Johnson	AP Little	1987	Johnny Bailey	AFCA	1969	Alvin Matthews	NAIA
1998	Cedric Johnson	AFCA	1987	Johnny Bailey	Football News	1968	Ray Hickl	AFCA
1998	Cedric Johnson	NCAA	1987	Moses Horn	AP Little	1968	Dwayne Nix	AP Little
1998	Cedric Johnson	Football Gazette	1987	Moses Horn	Football News	1967	Dwayne Nix	AP Little
1997	Chris Hensley	AFCA	1986	Johnny Bailey	AP Little	1966	Dwayne Nix	AP Little
1997	Chris Hensley	Football Gazette	1986	Johnny Bailey	AFCA	1965	Randy Johnson	AP Little
1996	Todd Perkins	AP Little	1986	Johnny Bailey	Football News	1963	Sid Blanks	AP Little
1996	Todd Perkins	AFCA	1986	Johnny Bailey	Football News Freshman Team	1962	Doug Harvey	AP Little
1996	Todd Perkins	NCAA	1986	Moses Horn	AP Little	1960	Willie Crafts	AP Little
1996	Todd Perkins	Football Gazette	1985	James Jefferson	Football News	1959	Gerald Lambert	AP Little
1995	Kevin Dogins	NCAA	1985	Charles Smith	AP Little	1959	Gerald Lambert	NAIA
1995	Kevin Dogins	American Football Quarterly	1985	Charles Smith	Football News	1955	Merle Muckleroy	Helms Foundation
1995	Kevin Dogins	C.M. Frank	1984	Neal LaHue	AFCA	1941	Stuart Clarkson	AP Little
1995	Jaime Martinez	NCAA	1983	Loyd Lewis	AP Little	1941	Stuart Clarkson	Collyers
1995	Jaime Martinez	Football Gazette	1983	Loyd Lewis	AFCA	1940	Stuart Clarkson	AP Little
1995	Jermane Mayberry	AP Little	1982	Darrell Green	AP Little	1938	Leroy Fry	Wigman
1995	Jermane Mayberry	AFCA	1982	Darrell Green	AFCA			
1995	Jermane Mayberry	NCAA	1981	Durwood Roquemore	NAIA			
1995	Jermane Mayberry	Football Gazette	1980	Durwood Roquemore	NAIA			

JAVELINA ALL-TIME AWARDS

SECOND TEAM ALL-AMERICANS

2016	Brandon Jones	D2Football.com
2012	Jeremy Aguilar	D2Football.com
2011	Jeremy Aguilar	Daktronics
2011	Roderick Benman	BSN
2011	Jonathan Woodson	Daktronics
2010	Tressor Baptiste	Daktronics
2008	Jabir Perkins	Daktronics
2007	Rod Mosley	AP Little
2007	Rod Mosley	Daktronics
2005	Richard Hammond	AP Little
2005	Richard Hammond	CollegeSportsReport.com
2005	Wilbert Martin	Football Gazette
2004	Deandrae Fillmore	AP Little
2004	Deandrae Fillmore	Dopke
2003	Larry Williams	D2Football.com
2002	Walter Wigfall	Daktronics
1997	David Alsip	Football Gazette
1997	David Alsip	NCAA
1997	Cliff Clemons	Football Gazette
1997	Cliff Clemons	NCAA
1994	Kevin Dogins	Football Gazette
1994	Tyrone Marshall	Football Gazette
1994	Jaime Martinez	NCAA
1994	Kevin Thornevell	NCAA
1993	Moke Simon	NCAA
1992	Bryant Brinkley	C.M. Frank
1992	John Stevens	Football Gazette
1988	Rod Mounts	Football News
1987	Mike Dyal	AP Little
1986	Hearth Sherman	AP Little
1985	Walter Rule	AP Little
1981	Durwood Roquemore	AFCA
1977	Johnny Barefield	NAIA
1977	Doug Greene	AP Little
1976	Johnny Barefield	AP Little
1976	Larry Collins	NAIA
1976	Larry McFarland	AP Little
1976	Larry McFarland	NAIA
1975	Larry Collins	NAIA
1975	Paul Rich	NAIA
1975	Richard Ritchie	NAIA
1974	Don Hardeman	AP Little
1974	Jerry Janik	AP Little
1973	Don Hardeman	Universal Sports
1971	Levi Johnson	AFCA
1971	Eldridge Small	NAIA
1970	Robert Young	AP Little
1969	Margarito Guerrero	AP Little
1969	Alvin Matthews	AP Little
1968	Butch Riley	NAIA
1965	Randy Johnson	NAIA
1964	Randy Johnson	AP Little
1962	Tommy Janik	AP Little
1961	Sid Blanks	AP Little
1956	Hall Whitley	AP Little

THIRD TEAM ALL-AMERICANS

2010	Tressor Baptiste	AP Little
2009	Markeith Wesley	Football Gazette
2008	Jabir Perkins	AP Little
2003	Larry Williams	Football Gazette
2002	Walter Wigfall	AP Little
1996	Kevin Thornevell	NCAA
1993	Sean Holcomb	Football Gazette
1988	Heath Sherman	AP Little
1986	Danny Munoz	AP Little
1976	Larry Collins	AP Little
1974	Johnny Martinez	AP Little
1974	Larry McFarland	AP Little
1969	Robert Young	AP Little
1941	Stuart Clarkson	NEA

ALL-AMERICA FARM TEAM

1998	Randy Palmer	Successful Farming Magazine
1997	Randy Palmer	Successful Farming Magazine

ALL-AMERICA HONORABLE MENTION

2018	Brent Hertel	Don Hansen
2017	Jordan Thomas	Don Hansen
2011	Jeremy Aguilar	D2Football.com
2011	Jeremy Aguilar	Football Gazette
2011	Roderick Benman	Football Gazette
2011	Jonathan Woodson	D2Football.com
2010	Tressor Baptiste	Football Gazette
2010	Tressor Baptiste	D2Football.com
2010	Ryan Lincoln	D2Football.com
2010	Corey Robertson	Football Gazette
2008	Jabir Perkins	Football Gazette
2008	Jabir Perkins	D2Football.com
2005	Richard Hammond	D2Football.com
2005	Richard Hammond	Football Gazette
2005	Wilbert Martin	D2Football.com
2004	Deandrae Fillmore	D2Football.com
2004	Wilbert Martin	D2Football.com
2004	Roy Stroud	D2Football.com
2004	Larry Williams	D2Football.com
2003	Eddie Moten	Football Gazette
2003	James Parham	D2Football.com
2003	James Parham	Football Gazette
1977	Larry Collins	Sporting News
1977	Doug Greene	NAIA
1976	Paul Rich	NAIA
1974	Larry McFarland	NAIA
1973	Mike Wendel	NAIA
1970	Jim Brown	AP Little
1970	Karl Douglas	AP Little
1970	Dwight Harrison	AP Little
1970	Dwight Harrison	NAIA
1970	Allen Kaiser	AP Little
1970	Claude McMillon	AP Little
1970	Curtis Neal	AP Little
1970	Eldridge Small	AP Little
1969	Andy Browder	AP Little

1969	Thomas Domel	AP Little
1969	Karl Douglas	NAIA
1969	Ronald Fielding	AP Little
1969	Margarito Guerrero	NAIA
1969	Ed Scott	AP Little
1969	Ed Scott	NAIA
1969	Eldridge Small	AP Little
1969	Robert Young	NAIA
1968	Karl Douglas	NAIA
1968	Dwight Harrison	AP Little
1968	Dwight Harrison	NAIA
1968	Ray Hickl	AP Little
1968	Ray Hickl	NAIA
1968	Butch Riley	AP Little
1967	Ray Hickl	AP Little
1966	Gene Upshaw	AP Little
1965	James Brown	NAIA
1965	Wilbur McDonald	NAIA
1965	Wilbur McDonald	AP Little
1965	Raul Trevino	NAIA
1962	Sid Blanks	AP Little
1962	Barry Copenhaver	Williamson
1962	Tommy Janik	AP Little
1962	Butch Pressley	Williamson
1961	Doug Harvey	AP Little
1961	Jarrell Hayes	AP Little
1960	Sid Blanks	AP Little
1960	Harold Hees	AP Little
1958	Charles Massey	AP Little
1956	Cal Hutzler	AP Little
1954	Steve Curry	AP Little
1954	Bill Pippen	AP Little
1952	Reggie West	AP Little
1951	Jack Sportsman	AP Little
1950	Harold Menke	AP Little
1950	Kenneth Scholz	AP Little
1947	Norman Brown	AP Little
1946	Jack Schulze	AP Little
1940	Warren Arnold	AP Little
1940	J.P. Hilliard	AP Little
1940	Russ Jensen	AP Little
1940	Francis Mattingly	AP Little
1940	Dick Reese	AP Little
1938	Leroy Fry	AP Little
1938	Don Hightower	AP Little

NATIONAL AWARDS

1993	Anthony Phillips	Football Gazette DPOY
1989	Johnny Bailey	Harlon Hill
1989	Johnny Bailey	Street & Smith Magazine Exemplary POY
1989	Johnny Bailey	AFCA/Domino's Pizza Coaches' Choice POY
1989	Johnny Bailey	Football Gazette Offensive POY
1989	Johnny Bailey	Texas Amateur Achiever of the Year-USA Today

JAVELINA ALL-TIME AWARDS

1989 Johnny Bailey	VISA POY	2002 Larry Williams	Football Gazette	2002 Nicholas Davis	Football Gazette	
1989 Johnny Bailey		1999 Robert Garza	NCAA	2002 Abel Gonzalez	Football Gazette	
South Texas Sportsman of the Year		1999 Nick O'Brien	NCAA	2002 Abel Gonzalez	D2Football.com	
1988 Johnny Bailey	Harlon Hill	1998 Cliff Clemons	NCAA	2002 Abel Gonzalez	Daktronics	
1988 Johnny Bailey		1998 Robert Garza	NCAA	2002 Eddie Moten	D2Football.com	
South Texas Sportsman of the Year		1998 John Humphrey	NCAA	2002 Larry Williams	D2Football.com	
1988 Johnny Bailey		1998 Cedric Johnson	NCAA	2002 Larry Williams	Daktronics	
AFCA/Domino's Pizza Coaches' Choice POY		1998 Richard Rose	NCAA	1997 Alex Medina	NCAA	
1987 Johnny Bailey	Harlon Hill	1997 David Alsip	NCAA	1996 Tyrone Marshall	NCAA	
1987 Johnny Bailey		1997 Cliff Clemons	NCAA	1996 Todd Perkins	NCAA	
Texas Male Amateur Athlete of the Year		1997 Chris Hensley	NCAA	THIRD TEAM ALL-SUPER REGION		
1987 Johnny Bailey		1997 John Humphrey	NCAA	2016 Bo Villarreal	Don Hansen	
South Texas Sportsman of the Year		1996 Kevin Thornewell	NCAA	2016 Myles Carr	Don Hansen	
1986 Johnny Bailey	Harlon Hill Runner-up	1995 Kevin Dogins	NCAA	2016 Stehly Reden	Don Hansen	
1986 Johnny Bailey		1995 Chris Hensley	NCAA	2015 Daniel Ramirez	Don Hansen	
Texas Amateur Achiever of the Year		1995 Jaime Martinez	NCAA	2015 Bo Villarreal	Don Hansen	
1986 Johnny Bailey		1995 Jermane Mayberry	NCAA	2010 Johnny Tivao	Football Gazette	
Houston Chronicle All-Texas Team		1994 Kevin Dogins	NCAA	D2SIDA: 2008 Jareko Taylor	Football Gazette	
1977 Wade Whitmer	A.O. Duer Award	1994 Tyrone Marshall	NCAA	2008 Markeith Wesley	Football Gazette	
1976 Richard Ritchie	NAIA POY	1994 Jaime Martinez	NCAA	2004 Roy Stroud	D2Football.com	
FIRST TEAM ALL-SUPER REGION			1994 Jeff Rodgers	2004 Curtis Tyler	Football Gazette	
2016 Torrey Thomas	Don Hansen	1994 Kevin Thornewell	NCAA	2004 Jesse Whitley	Football Gazette	
2011 Jeremy Aguilar	Daktronics	1993 Kevin Dogins	NCAA	2002 Kevin Palmer	Football Gazette	
2011 Jonathan Woodson	Football Gazette	1993 Anthony Phillips	NCAA	ALL-DISTRICT FIRST TEAM		
2011 Jonathan Woodson	Daktronics	1993 Moke Simon	NCAA	1980 Joe Barefield	NAIA	
2010 Tressor Baptiste	Daktronics	SECOND TEAM ALL-SUPER REGION			1980 Juan Castillo	NAIA
2010 Corey Robertson	Football Gazette	2018 Brent Hertel	Don Hansen	1980 Durwood Roquemore	NAIA	
2009 Markeith Wesley	Daktronics	2017 Jordan Thomas	D2CCA	1980 Don Washington	NAIA	
2009 Markeith Wesley	Football Gazette	2016 Stuart Sanchez	Don Hansen	1979 Andy Hawkins	NAIA	
2009 Fred Winborn	Daktronics	2016 Brandon Jones	Don Hansen	1979 John Herrera	NAIA	
2008 Jabir Perkins	Daktronics	2012 Jeremy Aguilar	Football Gazette	1979 Robert Poole	NAIA	
2007 Rod Mosley	Football Gazette	2011 Jeremy Aguilar	Football Gazette	1979 Emmuel Thompson	NAIA	
2007 Rod Mosley	Daktronics	2011 Roderick Benman	Football Gazette	1979 Jafus White	NAIA	
2006 Raymorris Miller	Daktronics	2011 Roderick Benman	Daktronics	1979 Eldon Willie	NAIA	
2005 Deandrae Fillmore	Daktronics	2010 Tressor Baptiste	Football Gazette	1978 Randy Friedrich	NAIA	
2005 Deandrae Fillmore	Football Gazette	2010 Delra Glover	Daktronics	1978 Billy John	NAIA	
2005 Wilbert Martin	Daktronics	2010 Corey Robertson	Daktronics	1978 Bryan Sweeney	NAIA	
2005 Wilbert Martin	Football Gazette	2010 Johnny Tivao	Daktronics	1978 Raymond Waddy	NAIA	
2005 Stephen McCoy	Daktronics	2009 Jorge Guerra	Daktronics	1978 Jafus White	NAIA	
2004 Deandrae Fillmore	Daktronics	2009 Fred Winborn	Football Gazette	1977 Johnny Barefield	NAIA	
2004 Roy Stroud	D2Football.com	2008 Jabir Perkins	Football Gazette	1977 Larry Collins	NAIA	
2003 Eddie Moten	Football Gazette	2008 Cody Smith	Daktronics	1977 Steve Fefer	NAIA	
2003 Kevin Palmer	D2Football.com	2008 Cody Smith	Football Gazette	1977 Clem Franks	NAIA	
2003 Kevin Palmer	Football Gazette	2005 Richard Hammond	Daktronics	1977 Doug Greene	NAIA	
2003 Kevin Palmer	Daktronics	2005 Richard Hammond	Football Gazette	1977 Mike Hawkins	NAIA	
2003 James Parham	Daktronics	2005 Stephen McCoy	Football Gazette	1977 Billy John	NAIA	
2003 Larry Williams	Football Gazette	2004 Michael Bragg	Daktronics	1977 David Palmore	NAIA	
2003 Larry Williams	Daktronics	2004 Deandrae Fillmore	D2Football.com	1977 Glenn Starks	NAIA	
2002 Mike Clay	D2Football.com	2004 Wilbert Martine	D2Football.com	1976 Leonard Avery	NAIA	
2002 Nicholas Davis	D2Football.com	2004 Roy Stroud	D2Football.com	1976 Johnny Barefield	NAIA	
2002 Nicholas Davis	Daktronics	2004 Maurice Washington	Football Gazette	1976 Larry Collins	NAIA	
2002 Davylyn Nelson	Football Gazette	2004 Larry Williams	Daktronics	1976 Clem Franks	NAIA	
2002 Davylyn Nelson	D2Football.com	2003 Kenny Benoit	Daktronics	1976 Larry Grunewald	NAIA	
2002 Walter Wigfall	Football Gazette	2003 Eddie Moten	Daktronics	1976 Larry McFarland	NAIA	
2002 Walter Wigfall	D2Football.com	2002 Luke Byrnes	Daktronics	1976 Paul Rich	NAIA	
2002 Walter Wigfall	Daktronics	2002 Mike Clay	Football Gazette			

JAVELINA ALL-TIME AWARDS

1976 Richard Ritchie	NAIA	Thomas Domel	1969	2010 Tressor Baptist (S)	Linebacker OTY
1976 Larry Seidel	NAIA	Margarito Guerrero	1969	2008 Jabir Perkins (S)	Defensive Back OTY
1976 Glenn Starks	NAIA	Dwight Harrison	1968	2008 Jimmy Saddler-McQueen (S)	Co-DLOTY
1975 Leonard Avery	NAIA	Ray Hickl	1968	2005 Deandrae Fillmore (S)	Linebacker OTY
1975 Johnny Barefield	NAIA	Larry Pullin	1968	2004 Deandrae Fillmore (S)	Co-Linebacker OTY
1975 Larry Collins	NAIA	Butch Riley	1968	2004 Wilbert Martin (S)	Co-Lineman OTY
1975 Ray Evans	NAIA	Dwayne Nix	1967	2004 Daniel Taylor (S)	Offensive Back OTY
1975 Larry Grady	NAIA	Larry Pullin	1967	2004 Maurice Washington (S)	Receiver OTY
1975 Howard Henderson	NAIA	Dwayne Nix	1966	2003 Eddie Moten (S)	Defensive Back OTY
1975 David Hill	NAIA	Terry Oglesby	1966	2003 Kevin Palmer (S)	O-Lineman OTY
1975 Johnny Martinez	NAIA	Randy Johnson	1964	2003 Daniel Taylor (S)	Offensive Back OTY
1975 Larry McFarland	NAIA	Doug Harvey	1962	2002 Mike Clay (S)	O-Lineman OTY
1975 Paul Rich	NAIA	Tommy Janik	1962	2002 Nicholas Davis (S)	Defensive Back OTY
1975 Richard Ritchie	NAIA	Butch Pressley	1962	2002 Abel Gonzalez (S)	Offensive Back OTY
1975 Dan St. Leger	NAIA	Charles Williams	1962	2002 Gary Lusk (S)	Receiver OTY
1974 Leonard Avery	NAIA	Harold Hees	1960	2002 Walter Wigfall (S)	O-Lineman OTY
1974 Charles Bishop	NAIA	Butch Pressley	1960	2001 Mike Clay (S)	D-Lineman OTY
1974 Ray Evans	NAIA	Gerald Lambert	1959	2001 Kiah Johnson (S)	Linebacker OTY
1974 Don Hardeman	NAIA	Butch Pressley	1959	2001 Eric Spencer (S)	Receiver OTY
1974 David Hill	NAIA	Bill Pippen	1956	2000 Robert Garza	O-Lineman OTY
1974 Jerry Janik	NAIA	Hall Whitley	1956	2000 Kiah Johnson	Linebacker OTY
1974 Johnny Martinez	NAIA	Bill Pippen	1955	2000 J.R. Turner	Defensive Back OTY
1974 Larry McFarland	NAIA			1999 Robert Garza	O-Lineman OTY
1974 Richard Ritchie	NAIA	ALL-TEXAS COLLEGE SECOND TEAM		1998 Cedric Johnson	Defensive Back OTY
1974 Dan St. Leger	NAIA	Sid Blanks	1962	1998 Kiah Johnson	Freshman OTY
1972 Floyd Goodwin	NAIA			1996 Reg Durden	Freshman OTY
1971 Levi Johnson	NAIA	ALL-TEXAS COLLEGE HONORABLE MENTION		1996 Todd Perkins	O-Lineman OTY
1971 Claude McMillon	NAIA	Dwayne Nix	1968	1995 Jermane Mayberry	O-Lineman OTY
1971 Ernest Price	NAIA	James Hill	1964	1994 Tyrone Marshall	Defensive Back OTY
1971 Eldridge Small	NAIA	James Rode	1964	1993 Anthony Phillips	Defensive Back OTY
1969 Ronald Filding	NAIA	Kenneth Kachtik	1959	1993 Moke Simon	D-Lineman OTY
1969 Margarito Guerrero	NAIA			1993 Larry Young	Freshman OTY
1969 Ed Scott	NAIA	ALL-TEXAS SPORTS FIRST TEAM		1992 Earl Dotson	Lineman OTY
1969 Robert Young	NAIA	Durwood Roquemore	1980	1991 Brian Nielsen	Lineman OTY
		Leroy Seidel	1980	1990 Keithen DeGrate	O-Lineman OTY
		Don Washington	1980	1989 Johnny Bailey	Off. Player of the Decade
REGIONAL AWARDS				1989 Johnny Bailey	Back OTY
2002 Davylyn Nelson	D2Football.com	DPOY		1989 Ed LaTouf	O-Lineman OTY
1974 Larry Collins	NAIA District	Freshman OTY		1989 Ed LaTouf	Team of the Decade
		ALL-TEXAS SPORTS SECOND TEAM		1989 John Randle	D-Lineman OTY
		Marcus Bonner	1980	1989 John Randle	Team of the Decade
ALL-TEXAS COLLEGE FIRST TEAM				1989 Johnny Bailey	Back OTY
Walter Rule	1985	ALL-TEXAS COLLEGE TEAM AWARDS		1988 Rod Mounts	O-Lineman OTY
Heath Sherman	1985	Jerrald Taylor	Outstanding Freshman Player	1988 John Randle	D-Lineman OTY
Richard Zepeda	1985	Henry Gleen	Outstanding Freshman Back	1988 Heath Sherman	Offensive POY
Levi Johnson	1972			1988 Johnny Bailey	Back OTY
Ernest Price	1972	HOUSTON ALL-COLLEGE FIRST TEAM		1988 Ricky Collins	Defensive Back OTY
Floyd Goodwin	1971	Karl Douglas	1970	1987 Johnny Eaton	Freshman OTY
Levi Johnson	1971	Eldridge Small	1970	1987 Moses Horn	O-Lineman OTY
Claude McMillon	1971	Robert Young	1970	1987 Johnny Bailey	Back OTY
Curtis Neal	1971			1986 Johnny Bailey	Freshman OTY
Erneset Price	1971	LONE STAR CONFERENCE AWARDS		1986 Moses Horn	O-Lineman OTY
Eldridge Small	1971	2017 Jordan Thomas	Receiver OTY	1986 Heath Sherman	Offensive Back OTY
Jerrald Taylor	1971	2016 Myles Carr	Offensive POTY	1985 James Jefferson	Defensive Back OTY
Margarito Guerrero	1970	2016 Brandon Jones	Defensive POTY	1985 Heath Sherman	Freshman OTY
Dwight Harrison	1970	2016 Brandon Jones	D-Lineman OTY	1984 Mike Dyal	Freshman OTY
Claude McMillon	1970	2016 Daren Wilkinson	Coach OTY	1982 Darrell Green	Most Valuable Player
Eldridge Small	1970	2012 Robert Armstrong	Co-Receiver OTY		
Robert Young	1970	2011 Jeremy Aguilar	Linebacker OTY		

JAVELINA ALL-TIME AWARDS

1979	Andy Hawkins	Lineman OTY	2004	D.R. Coleman	LSC	1997	Terrence Davis	LSC
1977	Larry Collins	Back OTY	2004	Deandrae Fillmore	LSC	1997	Chris Hensley	LSC
1977	Glenn Starks	Lineman OTY	2004	Tracey James	LSC	1997	Alex Medina	LSC
1976	Larry Grunewald	Lineman OTY	2004	Todd Knutson	LSC	1997	Norman Miller	LSC
1975	Richard Ritchie	Back OTY	2004	Wilbert Martin	LSC	1997	Stephen Norman	LSC
1974	Larry Collins	Freshman OTY	2004	Roy Stroud	LSC	1996	David Alsip	LSC
1974	Don Hardeman	Back OTY	2004	Maurice Washington	LSC	1996	Troy Asbell	LSC
1974	David Hill	Lineman OTY	2004	Jesse Whitley	LSC	1996	Al Harris	LSC
1974	Jerry Janik	Lineman OTY	2004	Larry Williams	LSC	1996	Todd Perkins	LSC
1970	Claude McMillon	Defensive POY	2003	Kenny Benoit	LSC	1996	Kevin Thornewell	LSC
1969	Robert Young	Lineman OTY	2003	Erick Lewis	LSC	1996	Joe Bob Warner	LSC
1964	Randy Johnson	Most Valuable Player	2003	Eddie Moten	LSC	1995	Oktay Basci	LSC
FIRST TEAM ALL-CONFERENCE			2003	Kevin Palmer	LSC	1995	Jorge Diaz	LSC
			2003	James Parham	LSC	1995	Kevin Dogins	LSC
2018	Torrey Thomas	LSC	2003	Roy Stroud	LSC	1995	Chris Hensley	LSC
2017	Jordan Thomas	LSC	2003	Daniel Taylor	LSC	1995	Richard Jones	LSC
2017	Stehly Reden	LSC	2003	Larry Williams	LSC	1995	Jaime Martinez	LSC
2016	Stuart Sanchez	LSC	2002	Luke Byrnes	LSC	1995	Jermane Mayberry	LSC
2016	Bo Villarreal	LSC	2002	Mike Clay	LSC	1994	Dexter Deese	LSC
2016	Stehly Reden	LSC	2002	Nicholas Davis	LSC	1994	Kevin Dogins	LSC
2016	Anthony Autry	LSC	2002	Abel Gonzalez	LSC	1994	Chris Hensley	LSC
2016	Torrey Thomas	LSC	2002	Jason Lee	LSC	1994	Sean Holcomb	LSC
2016	Julio De La Garza	LSC	2002	Gary Lusk	LSC	1994	Tyrone Marshall	LSC
2016	Brandon Jones	LSC	2002	Eddie Moten	LSC	1994	Jaime Martinez	LSC
2016	Braedon Robinson	LSC	2002	Terrance Mouton	LSC	1994	Jermane Mayberry	LSC
2015	Anthony Autry	LSC	2002	Davylyn Nelson	LSC	1994	Courtney Palmer	LSC
2013	Robert Armstrong	LSC	2002	Kevin Palmer	LSC	1994	Jeff Rodgers	LSC
2012	Jeremy Aguilar	LSC	2002	Walter Wigfall	LSC	1994	Kevin Thornewell	LSC
2012	Robert Armstrong	LSC	2002	Larry Williams	LSC	1993	Michael Cook	LSC
2012	Sherman Batiste	LSC	2001	Mike Clay	LSC	1993	Kevin Dogins	LSC
2011	Jeremy Aguilar	LSC	2001	Nicholas Davis	LSC	1993	Sean Holcomb	LSC
2011	Robert Armstrong	LSC	2001	Kiah Johnson	LSC	1993	Anthony Phillips	LSC
2011	Sherman Batiste	LSC	2001	Eric Spencer	LSC	1993	Keith Pittman	LSC
2011	Derek Tesch	LSC	2001	Walter Wigfall	LSC	1993	Moke Simon	LSC
2011	Jonathan Woodson (2x)	LSC	2000	Robert Garza	LSC	1992	Bryant Brinkley	LSC
2010	Tressor Baptiste	LSC	2000	Kiah Johnson	LSC	1992	Earl Dotson	LSC
2010	Delra Glover	LSC	2000	Glen Jones	LSC	1992	Hunter Goodwin	LSC
2010	Corey Robertson	LSC	2000	J.R. Turner	LSC	1992	Sean Holcomb	LSC
2010	Johnny Tivao	LSC	1999	Roosevelt Brown	LSC	1992	John Horn	LSC
2009	E.J. LeBlanc	LSC	1999	Jody Cantu	LSC	1992	Martin Patton	LSC
2009	Markeith Wesley	LSC	1999	Derrick Foster	LSC	1992	John Stevens	LSC
2009	Fred Winborn	LSC	1999	Robert Garza	LSC	1991	Bryant Brinkley	LSC
2008	Jabir Perkins	LSC	1999	Kiah Johnson	LSC	1991	Brian Nielsen	LSC
2008	Cody Smith	LSC	1999	Kerrie Linnear	LSC	1991	John Stevens	LSC
2008	Jareko Taylor	LSC	1999	Nick O'Brien	LSC	1991	Rodney Serpa	LSC
2008	Markeith Wesley	LSC	1998	Terrance Bennett	LSC	1990	Keithen DeGrate	LSC
2007	Clayton Cretors	LSC	1998	Jeff Chase	LSC	1989	Keithen DeGrate	LSC
2007	Rod Mosley	LSC	1998	Cliff Clemons	LSC	1989	Johnny Eaton	LSC
2007	Cody Smith	LSC	1998	Robert Garza	LSC	1989	James King	LSC
2006	John Cook	LSC	1998	John Humphrey	LSC	1989	Ed LaTouf	LSC
2006	Joe Williams	LSC	1998	Cedric Johnson	LSC	1989	Barron Preston	LSC
2005	Deandrae Fillmore	LSC	1998	Nick O'Brien	LSC	1989	John Randle	LSC
2005	Richard Hammond	LSC	1998	Richard Rose	LSC	1989	Jorge Rodriguez	LSC
2005	Wilbert Martin	LSC	1998	Lane Tobola	LSC	1989	Kerry Simien	LSC
2005	Stephen McCoy	LSC	1997	David Alsip	LSC	1988	Johnny Bailey	LSC
2004	Michael Bragg	LSC	1997	Troy Asbell	LSC	1988	Rod Mounts	LSC
2004	James Cardenas	LSC	1997	Cliff Clemons	LSC	1988	John Randle	LSC

JAVELINA ALL-TIME AWARDS

1988	Jorge Rodriguez	LSC	1976	Johnny Barefield	LSC	1968	Larry Pullin	LSC
1988	Heath Sherman	LSC	1976	Larry Collins	LSC	1968	Butch Riley	LSC
1988	Kerry Simien	LSC	1976	Clem Franks	LSC	1968	Ed Scott	LSC
1987	Johnny Bailey	LSC	1976	Larry Grunewald	LSC	1967	James Hill	LSC
1987	Ricky Collins	LSC	1976	Paul Rich	LSC	1967	Dwayne Nix	LSC
1987	Mike Dyal	LSC	1976	Richard Ritchie	LSC	1967	Larry Pullin	LSC
1987	Moses Horn	LSC	1976	Larry Seidel	LSC	1967	Butch Riley	LSC
1987	Ed LaTouf	LSC	1976	Glenn Starks	LSC	1967	Carlos Saldana	LSC
1987	Heath Sherman	LSC	1975	Leonard Avery	LSC	1966	Dwayne Nix	LSC
1987	Kerry Simien	LSC	1975	Johnny Barefield	LSC	1966	Gene Upshaw	LSC
1986	Johnny Bailey	LSC	1975	Larry Collins	LSC	1965	Wilbur McDonald	LSC
1986	Ricky Collins	LSC	1975	Ray Evans	LSC	1965	Milton Kellner	LSC
1986	Mike Dyal	LSC	1975	Larry Grady	LSC	1965	Carl Smith	LSC
1986	Moses Horn	LSC	1975	Howard Henderson	LSC	1965	Weldon Wilson	LSC
1986	Ken Mueller	LSC	1975	David Hill	LSC	1964	Mike Ellis	LSC
1986	Danny Munoz	LSC	1975	Johnny Martinez	LSC	1964	James Hill	LSC
1986	Walter Rule	LSC	1975	Larry McFarland	LSC	1964	Randy Johnson	LSC
1986	Heath Sherman	LSC	1975	Paul Rich	LSC	1964	Kenneth Perkins	LSC
1985	Ken Blackmon	LSC	1975	Richard Ritchie	LSC	1964	James Rode	LSC
1985	Ricky Collins	LSC	1975	Dan St. Leger	LSC	1964	Carl Smith	LSC
1985	James Jefferson	LSC	1974	Leonard Avery	LSC	1964	Weldon Wilson	LSC
1985	Walter Rule	LSC	1974	Charles Bishop	LSC	1963	Sid Blanks	LSC
1985	Heath Sherman	LSC	1974	Ray Evans	LSC	1963	Armando Nino	LSC
1985	Charles Smith	LSC	1974	Don Hardeman	LSC	1963	James Rode	LSC
1985	Richard Zepeda	LSC	1974	David Hill	LSC	1962	Sid Blanks	LSC
1984	Ken Blackmon	LSC	1974	Jerry Janik	LSC	1962	Doug Harvey	LSC
1984	Neal LaHue	LSC	1974	Johnny Martinez	LSC	1962	Tommy Janik	LSC
1984	Richard Zepeda	LSC	1974	Larry McFarland	LSC	1962	Kenneth Jones	LSC
1983	Loyd Lewis	LSC	1974	Richard Ritchie	LSC	1962	Butch Pressley	LSC
1982	Darrell Green	LSC	1974	Dan St. Leger	LSC	1962	Charles Williams	LSC
1982	Loyd Lewis	LSC	1973	Mike Wendel	LSC	1961	Sid Blanks	LSC
1981	Darrell Green	LSC	1972	Floyd Goodwin	LSC	1961	Jarrell Hayes	LSC
1981	Durwood Roquemore	LSC	1971	Levi Johnson	LSC	1960	Sid Blanks	LSC
1980	Joe Barfield	LSC	1971	Claude McMillon	LSC	1960	Willie Crafts	LSC
1980	Juan Castillo	LSC	1971	Ernest Price	LSC	1960	James Franz	LSC
1980	Durwood Roquemore	LSC	1971	Eldridge Small	LSC	1960	Jarrell Hayes	LSC
1979	Andy Hawkins	LSC	1970	Jim Brown	LSC	1960	Harold Hees	LSC
1979	John Herrera	LSC	1970	Karl Douglas	LSC	1960	Tommy Janik	LSC
1979	Robert Poole	LSC	1970	Margarito Guerrero	LSC	1960	Butch Pressley	LSC
1979	Emmuel Thompson	LSC	1970	Dwight Harrison	LSC	1959	James Franz	LSC
1979	Jafus White	LSC	1970	Claude McMillon	LSC	1959	Gerald Lambert	LSC
1979	Eldon Willie	LSC	1970	Curtis Neal	LSC	1958	James Graeber	LSC
1978	Randy Friedrich	LSC	1970	Eldridge Small	LSC	1958	Gerald Lambert	LSC
1978	Billy John	LSC	1970	Robert Young	LSC	1956	Cal Hutzler	LSC
1978	Bryan Sweeney	LSC	1969	Andy Browder	LSC	1956	Johnny McCampbell	LSC
1978	Raymond Waddy	LSC	1969	Ronald Fielding	LSC	1956	Bill Pippen	LSC
1978	Jafus White	LSC	1969	Margarito Guerrero	LSC	1956	Hall Whitley	LSC
1977	Johnny Barefield	LSC	1969	Alvin Matthews	LSC	1955	Bill Pippen	LSC
1977	Larry Collins	LSC	1969	James Respondek	LSC	1954	Steve Curry	LSC
1977	Steve Fefer	LSC	1969	Ed Scott	LSC	1953	Jim Martin	Texas
1977	Clem Franks	LSC	1969	Robert Young	LSC	1952	George Edwards	Texas
1977	Doug Greene	LSC	1968	Karl Douglas	LSC	1952	Bob Holloway	Texas
1977	Mike Hawkins	LSC	1968	Ronald Fielding	LSC	1952	Reggie West	Texas
1977	Billy John	LSC	1968	Dwight Harrison	LSC	1951	A.J. Boese	Texas
1977	David Palmore	LSC	1968	Ray Hickl	LSC	1951	Truman Donahoo	Texas
1977	Glenn Starks	LSC	1968	Quinton Holtz	LSC	1951	Bob Holloway	Texas
1976	Leonard Avery	LSC	1968	Bill Pettijohn	LSC	1951	Jack Sportsman	Texas

JAVELINA ALL-TIME AWARDS

1951 Earl Turner	Texas	2015 Lamont Hills	LSC	2001 Aleric Clark	LSC
1950 A.J. Boese	Texas	2013 Robert Williams	LSC	2001 Cody Eatmon	LSC
1950 Jim Martin	Texas	2012 Zane Brown	LSC	2001 Abel Gonzalez	LSC
1950 Stewart Norton	Texas	2012 Steve Harris	LSC	2001 Gary Lusk	LSC
1950 Alton Sanders	Texas	2012 Darnell Hicks	LSC	2001 Terrance Mouton	LSC
1950 Frank Schneider	Texas	2012 Anthony Johnson	LSC	2001 Davylyn Nelson	LSC
1950 Kenneth Scholz	Texas	2012 Angel Millan	LSC	2000 Jeff Chase	LSC
1949 Edwin Barrow	Texas	2012 Marquis Singleton	LSC	2000 Aleric Clark	LSC
1949 Gene Greene	Texas	2011 Roderick Benman	LSC	2000 Kerry Linnear	LSC
1941 Stuart Clarkson	Alamo	2010 Sherman Batiste	LSC	2000 Davylyn Nelson	LSC
1941 Russ Jensen	Alamo	2010 Ryan Lincoln	LSC	2000 Johnnie Warren	LSC
1941 Arthur Lang	Alamo	2010 Colby Lowrie	LSC	1996 Bryon Brown	LSC
1941 Johnny Vargo	Alamo	2010 Kendrick Matthews	LSC	1996 Glenard Burks	LSC
1940 Stuart Clarkson	Alamo	2010 Trent Perkins	LSC	1996 Jeremy Burnell	LSC
1940 Russ Jensen	Alamo	2010 Matt Romig	LSC	1996 Frank Castro	LSC
1940 Art Lang	Alamo	2010 Derek Tesch	LSC	1996 Reg Durden	LSC
1940 Johnny Vargo	Alamo	2010 Derrick Thomas	LSC	1996 Tyrone Marshall	LSC
1939 Stuart Clarkson	Alamo	2010 Jonathan Woodson	LSC	1996 Alex Medina	LSC
1939 Kenneth Grimes	Alamo	2009 Jeff Edwards	LSC	1995 John Cortez	LSC
1939 Francis Mattingly	Alamo	2009 Billy Garza	LSC	1995 Todd Perkins	LSC
1939 Morris Reese	Alamo	2009 Delra Glover	LSC	1995 Kevin Thornewell	LSC
1939 Everett Stephens	Alamo	2009 Jorge Guerra	LSC	1995 Wesley Whiten	LSC
1938 Martin Ahrens	Alamo	2009 Ryan Lincoln	LSC	1995 Karl Williams	LSC
1938 Leroy Fry	Alamo	2009 John Reeves	LSC	1995 Larry Young	LSC
1938 Earl Harris	Alamo	2009 Corey Robertson	LSC	1994 Glenard Burks	LSC
1938 Don Hightower	Alamo	2008 Damian Couthren	LSC	1994 Donovan Gans	LSC
1938 Francis Mattingly	Alamo	2008 Ryan Lincoln	LSC	1994 Joe Menchaca	LSC
1938 John Mumme	Alamo	2008 Mike Martinez	LSC	1994 Todd Perkins	LSC
1937 Don Hightower	Alamo	2008 John Reeves	LSC	1994 Wesley Whiten	LSC
1937 L.V. Hightower	Alamo	2008 Jimmy Saddler-McQueen	LSC	1993 Tom Crossland	LSC
1937 Clarence Jarvis	Alamo	2007 Jimmy Lugo	LSC	1993 Louis Fite	LSC
1937 Fred McIntire	Alamo	2006 Anthony Bates	LSC	1993 Johnnie Freeman	LSC
1936 Adrian Carson	Alamo	2006 Raymorris Miller	LSC	1993 Rodney Hunter	LSC
1936 Don Hightower	Alamo	2006 Rony Perard	LSC	1993 Jaime Martinez	LSC
1936 Luther Rader	Alamo	2006 Jareko Taylor	LSC	1993 Todd Perkins	LSC
1936 Dorse Richards	Alamo	2006 Joe Williams	LSC	1992 Derrick Clay	LSC
1932 John Mark Dixon	TIAA	2005 James Cardenas	LSC	1992 Dexter Deese	LSC
1931 Lawrence Allen	TIAA	2005 Richard Hammond	LSC	1992 Billy Joe Kelly	LSC
1931 Albert Cox	TIAA	2005 Donta Jackson	LSC	1992 Anthony Phillips	LSC
1931 W.L. Harbin	TIAA	2005 Aoatoa Sualua	LSC	1991 Emmett Corwell	LSC
1931 Martin Hodgkiss	TIAA	2005 John Tarpoff	LSC	1991 Paschall Davis	LSC
1931 Robert Rich	TIAA	2004 Ryan Beard	LSC	1991 Earl Dotson	LSC
1931 M.A. Smith	TIAA	2004 Spencer Cowins	LSC	1991 John Horn	LSC
1930 Gordon Cabaniss	TIAA	2004 Richard Hammond	LSC	1991 Vaughan Penny	LSC
1930 Albert Cox		2004 Aoatoa Sualua	LSC	1991 Zarak Peters	LSC
		2004 Daniel Taylor	LSC	1991 Keith Pittman	LSC
		2004 Curtis Tyler	LSC	1990 Brian Nielsen	LSC
SECOND TEAM ALL-CONFERENCE		2003 Richard Hammond	LSC	1990 Barron Preston	LSC
2018 Brent Hertel	LSC	2003 Brent Holmes	LSC	1990 Rodney Serpa	LSC
2017 Stuart Sanchez	LSC	2003 Todd Knutson	LSC	1989 Herbie Anderson	LSC
2016 Myles Carr	LSC	2003 Jason Lee	LSC	1989 Lawrence Batiste	LSC
2016 ZeMarcus Gree	LSC	2003 Fai Leomitti	LSC	1989 Kevin Beasley	LSC
2016 Jarrod Sanders	LSC	2003 Wilbert Martin	LSC	1989 Rod Brown	LSC
2016 Devonte Williams	LSC	2003 Clint Merz	LSC	1989 Henry Smith	LSC
2015 Bo Villarreal	LSC	2003 Maurice Washington	LSC	1988 Herbie Anderson	LSC
2015 Torrey Thomas	LSC	2002 Cody Eatmon	LSC	1988 Kevin Beasley	LSC
2015 Daniel Ramirez	LSC	2002 Victor Saucedo	LSC	1988 Johnny Eaton	LSC
2015 Sione Tupouata	LSC				

JAVELINA ALL-TIME AWARDS

1988 Ed LaTouf	LSC	1966 James Hill	LSC	2018 Koy Detmer Jr.	LSC
1988 Barron Preston	LSC	1966 Terry Oglesby	LSC	2018 Nick Pelrean	LSC
1988 Henry Smith	LSC	1966 Carlos Saldana	LSC	2018 Tyler Wilson	LSC
1987 Mike Adams	LSC	1965 Randy Johnson	LSC	2018 Julio De La Garza	LSC
1987 Johnny Eaton	LSC	1964 John Bugg	LSC	2017 Nick Pelrean	LSC
1987 Rod Mounts	LSC	1963 Sid Blanks	LSC	2017 Torrey Thomas	LSC
1987 Henry Smith	LSC	1963 James Brown	LSC	2017 Julio De La Garza	LSC
1986 Greg McCathern	LSC	1963 Ted Unbelhagen	LSC	2017 Brandon Jones	LSC
1985 Kevin Beasley	LSC	1961 Dickie Carpenter	LSC	2017 Caleb Valentine	LSC
1985 Marcus Brown	LSC	1961 Doug Harvey	LSC	2017 Trevor Moses	LSC
1985 James Collins	LSC	1961 Mauricio Leal	LSC	2017 Braedon Robinson	LSC
1985 Mike Dyal	LSC	1961 Leroy Schulmeier	LSC	2017 DeMarcus Spurlock	LSC
1985 Wilmer Green	LSC	1960 Harold King	LSC	2017 Devonte Williams	LSC
1983 Neal LaHue	LSC	1959 Barry Copenhagen	LSC	2017 George Rios	LSC
1982 Steve Fuller	LSC	1959 Lupe Jaimes	LSC	2016 Aundra Long	LSC
1982 Mark James	LSC	1959 Butch Pressley	LSC	2016 Luis Lopez	LSC
1982 Neal LaHue	LSC	1958 Charles Massey	LSC	2016 Anthony Autry	LSC
1982 Mark Miller	LSC	1957 Joe Howell	LSC	2016 Jordan Thomas	LSC
1982 Tracy Payne	LSC	1957 W.J. Stokley	LSC	2016 Alex Kuyinu	LSC
1982 Jimmy Rivera	LSC	1956 Harold Holden	LSC	2016 DeMarcus Spurlock	LSC
1980 Emmuel Thompson	LSC	1955 Steve Curry	LSC	2015 Greg Pitre	LSC
1979 Marcus Bonner	LSC	1955 Cal Hutzler	LSC	2015 Julio De La Garza	LSC
1979 Martin Stroman	LSC	1955 Johnny McCampbell	LSC	2015 Nick Pelrean	LSC
1979 Don Washington	LSC	1955 Hall Whitley	LSC	2015 AA Vaaulu	LSC
1978 Martin Stroman	LSC	1954 Johnny McCampbell	LSC	2015 Braedon Robinson	LSC
1978 Ken Wright	LSC	1953 William Putnam	LSC	Texas 2015 DeMarcus Spurlock	LSC
1977 Randy Brooks	LSC	1949 Harold Menke	LSC	Texas 2015 Devonte Williams	LSC
1976 Randy Brooks	LSC	1949 Dan Purcell	LSC	Texas 2015 Kelechi Amushie	LSC
1976 George Franklin	LSC	1941 Dick Brannon	LSC	Alamo 2015 Christian Garcia	LSC
1976 Doug Greene	LSC	1941 Cecil Evans	LSC	Alamo 2015 Trevor Moses	LSC
1976 Mike Hawkins	LSC	1941 Jack Rucker	LSC	Alamo 2014 Kelechi Amushie	LSC
1976 Larry McFarland	LSC	1941 Gil Steinke	LSC	Alamo 2014 Christian Garcia	LSC
1976 David Palmore	LSC	1941 Maurice Taylor	LSC	Alamo 2014 Trevor Moses	LSC
1975 Larry Grunewald	LSC	1940 Dick Brannon	LSC	Alamo 2014 Shawn Vasquez	LSC
1975 Larry Harvey	LSC	1940 Cecil Evans	LSC	Alamo 2013 Zane Brown	LSC
1975 David Palmore	LSC	1940 J.P. Hilliard	LSC	Alamo 2013 Christian Garcia	LSC
1975 Larry Seidel	LSC	1940 Jack Rucker	LSC	Alamo 2013 Derek Tesch	LSC
1975 Glenn Starks	LSC	1940 Gil Steinke	LSC	Alamo 2013 Anthony Washington	LSC
1974 Larry Collins	LSC	1940 Maurice Taylor	LSC	Alamo 2011 Marcus Sanders	LSC
1974 Howard Henderson	LSC	1939 Warren Arnold	LSC	Alamo 2011 Derek Tesch	LSC
1973 Don Hardeman	LSC	1939 L.V. Hightower	LSC	Alamo 2011 Johnny Tivao	LSC
1973 David Hill	LSC	1939 Robert Jones	LSC	Alamo 2010 Robert Armstrong	LSC
1973 Ruford Huff	LSC	1938 Joe Anthis	LSC	Alamo 2010 Sherman Batiste	LSC
1972 Allen Kaiser	LSC	1938 Stuart Clarkson	LSC	Alamo 2010 Tim Byerly	LSC
1972 Al Villalobos	LSC	1938 Kenneth Grimes	LSC	Alamo 2010 Dondi Cooks	LSC
1972 Mike Wendel	LSC	1938 L.V. Hightower	LSC	Alamo 2010 Arron Fisher	LSC
1970 Allen Kaiser	LSC	1931 Vernon Couch	LSC	TIAA 2010 Jonathan Woodson	LSC
1970 Ernest Price	LSC	1931 Eggleston Ramee	LSC	TIAA 2009 Sherman Batiste	LSC
1969 Thomas Domel	LSC	1931 Harmon Teel	LSC	TIAA 2009 Christian Brom	LSC
1969 Karl Douglas	LSC		LSC	2009 Tim Byerly	LSC
1969 Henry Glenn	LSC	ALL-CONFERENCE HONORABLE MENTION		2009 Damian Couthren	LSC
1969 Dwight Harrison	LSC	2018 Brandon Jones	LSC	2009 Connell Davis	LSC
1969 Eldridge Small	LSC	2018 Tre'Michael Tutt	LSC	2009 Eric John	LSC
1968 Dwayne Nix	LSC	2018 Jordan Semanat	LSC	2009 Stuart Moffitt	LSC
1967 Jerry Hajovsky	LSC	2018 Payton Hendrix	LSC	2009 Trent Perkins	LSC
1967 Dwight Harrison	LSC	2018 Devonte Williams	LSC	2009 Matt Romig	LSC
1967 Quinton Holtz	LSC	2018 Sean Landez	LSC	2009 Jimmy Saddler-McQueen	LSC

JAVELINA ALL-TIME AWARDS

2009	Cody Smith	LSC	1951	Reggie West	Texas	ALL-ACADEMIC	
2008	Clavens Charles	LSC	1949	Trenton Fowler	Texas	2016	Aundra Long LSC
2008	Billy Garza	LSC	1949	Melvin Moody	Texas	2014	Trevor Pesek LSC
2008	Jorge Guerra	LSC	1949	Frank Schneider	Texas	2013	Trevor Pesek LSC
2008	Tyrrell Herndon	LSC	1941	Alfred Dowgillio	Alamo	2012	Zane Brown LSC
2008	Eric John	LSC	1941	Tuger Hall	Alamo	2011	James Cannell LSC
2008	Jimmy Lugo	LSC	1941	Robert Jones	Alamo	2009	Jorge Guerra LSC
2008	Billy Martin	LSC	1941	Roscoe Maris	Alamo	2002	T.J. Maroulis LSC
2008	Jabir Perkins	LSC	1941	Francis Mattingly	Alamo	2002	Victor Saucedo LSC
2008	Derrick Thomas	LSC	1939	Bufurd Dugger	Alamo	1998	Randy Palmer LSC-1
2007	Clavens Charles	LSC	1939	Gil Steinke	Alamo	1998	Richard Rose LSC-1
2007	Raymorris Miller	LSC	1938	Charles Foerster	Alamo	1997	Randy Palmer LSC-1
2006	Clayton Cretors	LSC	1938	Wallace Franks	Alamo	1997	Richard Rose LSC-1
2006	Cody Smith	LSC	1938	Dub Galiga	Alamo	1996	Randy Palmer LSC-1
2006	Steve Yaden	LSC	1938	Woodrow Petty	Alamo	1996	Todd Perkins LSC-1
2005	Anthony Bates	LSC	1938	Morris Reese	Alamo	1995	Jeremy Burnell LSC-1
2005	Raymorris Miller	LSC	1938	B.W. Tewes	Alamo	1994	Tom Crossland LSC-1
2005	Van Nelson	LSC	1930	J. Mil Audl	TIAA	1990	Randy Donnell LSC-1
2005	Steve Yaden	LSC	1930	W.L. Harbin	TIAA	1987	Rodney Williams LSC-1
2004	Richard Estrella	LSC				1986	Ken Mueller LSC-1
2004	Eric Lonette	LSC	FIRST TEAM ACADEMIC ALL-AMERICANS			1985	Robert Soza LSC-1
2004	Van Nelson	LSC	2014	Trevor Pesek	CoSIDA	1985	Robert Soza Texas-1
2004	John Tarpoff	LSC	2012	Zane Brown	CoSIDA	1984	Chris Soza LSC-1
1977	Stuart Domburg	LSC	1978	Wade Whitmer	CoSIDA	1984	Chris Soza Texas-1
1977	Randy Friedrich	LSC	1977	Wade Whitmer	CoSIDA	1983	Greg Hicks LSC-1
1977	Joe Henke	LSC	1977	Joe Henke	CoSIDA	1983	Mark Miller LSC-1
1977	Bryan Sweeney	LSC	1976	Wade Whitmer	CoSIDA	1983	Chris Soza LSC-1
1975	Mike Hawkins	LSC	1976	Joe Henke	CoSIDA	1982	Greg Hicks LSC-1
1973	Clarence Alberts	LSC	1973	Johnny Jackson	CoSIDA	1982	Neal LaHue LSC-1
1973	Richard Chapman	LSC	1972	Floyd Goodwin	CoSIDA	1982	Tracy Payne LSC-1
1973	Johnny Jackson	LSC				1981	Greg Hcks LSC-1
1973	Bruce Owens	LSC	SECOND TEAM ACADEMIC ALL-AMERICANS			1981	Mark Miller LSC-1
1970	Guile Vela	LSC	2011	James Cannell	CoSIDA	1980	Randy Cretors LSC-1
1969	Phelan Allee	LSC	1976	Richard Ritchie	CoSIDA	1979	Andy Hawkins LSC-1
1969	Mike Williamson	LSC	1976	Joe Henke	CoSIDA	1978	Mark Dizdar LSC-1
1967	Ed Scott	LSC	1975	Dan St. Leger	CoSIDA	1978	Wade Whitmer LSC-1
1966	Jerry Hajovsky	LSC	1972	Johnny Jackson	CoSIDA	1977	Mark Dizdar LSC-HM
1966	Tony Langeld	LSC	1971	Floyd Goodwin	CoSIDA	1977	Joe Henke LSC-1
1965	James Brown	LSC				1977	Parker Peebles LSC-HM
1965	L.J. Rolf	LSC	ALL-REGION ACADEMIC			1977	Wade Whitmer LSC-1
1964	L.J. Rolf	LSC	1998	Matt Hickl	NCAA	1977	Jerry Wilbanks LSC-HM
1962	Barry Copenhaver	LSC	1997	Randy Palmer	NCAA	1976	Joe Henke LSC-1
1962	Jesse Villesca	LSC	1997	Richard Rose	NCAA	1976	Richard Ritchie LSC-1
1960	Barry Copenhaver	LSC				1976	Wade Whitmer LSC-1
1960	Jesse Longhofer	LSC	ALL-ACADEMIC DISTRICT VI			1975	Stuart Dornburg LSC-HM
1959	Jesse Longhofer	LSC	2014	Trevor Pesek	CoSIDA	1975	Ray Evans LSC-1
1957	Harold Holden	LSC	2012	Zane Brown	CoSIDA	1975	Larry Harvey LSC-1
1957	Cal Hutzler	LSC	2011	James Cannell	CoSIDA	1975	Joe Herzik LSC-HM
1956	John Ormand	LSC	1998	Randy Palmer	GTE	1975	Richard Ritchie LSC-1
1954	Bill Pippen	LSC	1990	Randy Donnell	CoSIDA	1975	Dan St. Leger LSC-1
1953	Alton Sanders	Texas	1985	Robert Soza	CoSIDA	1974	Charles Bishop LSC-1
1953	Bob Smith	Texas	1984	Chris Soza	CoSIDA	1974	Stuart Dornburg LSC-HM
1953	Norman Smith	Texas	1983	Greg Hicks	CoSIDA	1974	Larry Harvey LSC-1
1951	Roland Beckworth	Texas	1983	Chris Soza	CoSIDA	1974	Joe Herzik LSC-HM
1951	Jack Fink	Texas	1981	Greg Hicks	CoSIDA	1974	David Hill LSC-1
1951	Gene Rogers	Texas	1981	Mark Miller	CoSIDA	1974	Jerry Janik LSC-1
1951	Bill Smalling	Texas	1981	Chris Soza	CoSIDA	1974	Greg Osborne LSC-HM

JAVELINA ALL-TIME AWARDS

1974 Richard Ritchie	LSC-1	Gene Upshaw	1966	1974 Don Hardeman	Back-NAIA CF
1973 Richard Chapman	LSC-HM			1974 Mike Hawkins	Lineman-NAIA CG
1973 Larry Harvey	LSC-HM	BLUE-GREY CLASSIC PARTICIPANTS		1974 David Palmore	Lineman-NAIA SF
1973 Johnny Jackson	LSC-HM	Herbie Anderson	1990	1974 Richard Ritchie	MVP-NAIA SF
1973 Danny Vasquez	LSC-HM	Johnny Bailey	1989	1970 Karl Douglas	Back-NAIA CG
1972 Floyd Goodwin	LSC-1			1970 Ernest Price	Lineman-NAIA SF
1972 Johnny Jackson	LSC-1	EAST-WEST SHRINE GAME PARTICIPANTS		1970 Robert Young	Lineman-NAIA CG
1972 Allen Kaiser	LSC-1	Johnny Bailey	1989	1969 Karl Douglas	Back-NAIA CG
CACTUS BOWL PARTICIPANTS		George Franklin	1976	1969 Margarito Guerrero	Lineman-NAIA SF
Billy Garza	2009	David Hill	1975	1969 James Respondek	Lineman-NAIA CG
Jorge Guerra	2009	KING CLASSIC PARTICIPANTS		1959 Gerald Lambert	Lineman-NAIA CG
Jimmy Saddler-McQueen	2009	John Randle	1989	1959 Butch Pressley	MVP-NAIA CG
Markeith Wesley	2009	Kerry Simien	1989	NATIONAL PLAYERS OF THE WEEK	
Jabir Perkins	2008			1994 Richard Jones	Football Gazette
Jareko Taylor	2008	AMERICAN BOWL GAME PARTICIPANTS		1993 Donovan Gans	Football Gazette
Rod Mosley	2007	David Hill	1975	1974 Larry Collins	NAIA
Richard Hammond	2005			1974 Don Hardeman	NAIA
Wilbert Martin	2005	JAPAN ALL-STAR GAME PARTICIPANTS			
Deandrae Fillmore	2005	David Hill	1975		
Maurice Washington	2004				
Jason Lee	2003	COLLEGE ALL-STAR GAME PARTICIPANTS			
Eddie Moten	2003	David Hill	1975		
Kevin Palmer	2003	Ernest Price	1972		
James Parham	2003	Alvin Matthews	1969		
Roy Stroud	2003	Gene Upshaw	1966		
Kiah Johnson	2001				
Eric Spencer	2001	ALL-AMERICAN BOWL GAME PARTICIPANTS			
Kerry Linnear	2000	Levi Johnson	1972		
Dickie Russel	2000	Gene Upshaw	1966		
J.R. Turner	2000				
TEXAS vs THE NATION PARTICIPANTS		CHALLENGE BOWL PARTICIPANTS			
Jimmy Saddler-McQueen	2009	Tommy Janik	1962		
		Butch Pressley	1962		
SNOW BOWL PARTICIPANTS		REMINGTON AWARD WINNERS			
Kick O'Brien	2000	Kevin Palmer	2003		
David Alsip	1997				
Chris Hensley	1997	SPORTS ILLUSTRATED AWARD OF MERIT			
Tyrone Marshall	1996	Larry Collins	1974		
Todd Perkins	1996	Don Hardeman	1974		
Kevin Dogins	1995				
Richard Jones	1995	MOST VALUABLE PLAYERS OF THE GAME			
Sean Holcomb	1994	1979 Andy Hawkins	Def-NAIA SF		
Jeff Rodgers	1994	1979 Andy Hawkins	Def-NAIA QF		
Sean Holcomb	1993	1979 Martin Stroman	Off-NAIA CG		
Keith Pittman	1993	1979 John Herrera	Off-NAIA QF		
Moke Simon	1993	1979 Leroy Seidel	Def-NAIA QF		
SENIOR BOWL PARTICIPANTS		1979 Emmuel Thompson	MVP-NAIA CG		
Jermane Mayberry	1995	1976 Larry Collins	Back-NAIA CG		
Anthony Phillips	1993	1976 Larry Grunewald	MVP-NAIA CG		
Larry Collins	1977	1976 Richard Ritchie	Back-NAIA SF		
Don Hardeman	1974	1976 Larry Seidel	Lineman-NAIA SF		
Ernest Price	1972	1975 Johnny Barefield	Lineman-NAIA SF		
Eldridge Small	1971	1975 Larry Collins	Back-NAIA CG		
James Hill	1967	1975 Howard Henderson	Lineman-NAIA CG		
		1975 Richard Ritchie	Back-NAIA SF		

JAVELINA ALL-TIME LETTERWINNERS

-A-A-A-A-A-					
Kenneth Adamek	1977-78	Johnny Bailey	1986-89	Terrance Blain	1999
Chaz Adams	2014-16	Frank Bain	1963	Sid Blanks	1960-63
Cyrus Adams	1946	Julian Baird	1927-28	Rayford Bloom	1990-91
Darrow Adams	2016-16	Cliff Baker	2011	A.J. Boese	1950-51
Howard Adams	1947	Clarence Ball	1968	Robert Boles	1950
John Adams	1935	Richard Ball	1999	John Bonner	1984-85
Mike Adams	1986-88	Byron Ballew	1983	Marcus Bonner	1979-81
Wayne Adams	1957-59	Bernard Bancroft	1969, 71	Sam Boothly	2012
Maurice Addison	1982	Sean Banks	1986-87, 89	Torrey Boozer	2016
Mike Adkins	1991	Tressor Baptiste	2010	Redford Borel	1998-01
Gary Aguayo	1978-79, 81	Joe Barefield	1979-81	Curtis Bowens	1972-73
Jeremy Aguilar	2011-12	Johnny Barefield	1974-77	C.L. Bowman	1990
Mike Aguilar	2006	Allen Barnes	1932-34	Josh Bowman	2016
Marvin Ahrens	1937-38	Derek Barnes	1998-00	Bret Boyd	1981-82
Clarence Alberts	1970-73	Jamar Barnes	2005	Jason Bradford	2005-06
Jesse Aldrich	2004	Kris Barnes	2018-Pres.	Ollie Brady	2013-15
Sam Aldrich	1971-72	Edwin Barrow	1948-49	Michael Bragg	2003-04
Quenard Alexander	1992, 95	Billy Bartosh	1990-93	Xavier Brandon	1993-95
Kent Allee	1974-75	Oktay Basci	1995-97	Bob Brandt	1950-52, 54
Phelan Allee	1967-69	Anthony Bates	2004-07	Dick Brannon	1939-40
Frank Allen	1931	Lawrence Batiste	1987-90	Dean Brantley	2010, 2012-13
LaFrank Allen	2005-06	Sherman Batiste	2009-12	Chaim Breaux	2005
Gary Allen	1976-78	Stewart Bauer	1947-50	Darrell Brett	1954
Gerald Allen	1979-81	Cory Baumann	2008, 10-11	Myron Brew	2008, 10
Lawrence Allen	1929-32	Wes Bautovich	1998	Doug Brice	1974
Zock Allen	1989-90	Randy Beakley	1970	S.T. Bridges	1954
Gilbert Almanza	2006-07	Melvin Bear	1940-41	Bryant Brinkley	1991-92
David Alsip	1996-97	Ryan Beard	2003-05	Christian Brom	2007-10
Leotis Altizer	1925	Kevin Beasley	1985, 87-89	Jan Brook	1992
Brandon Amato	2000	Jack Bechta	1982-83	Randy Brooks	1975-77
Marvin Amadi	2005-06	Roland Beckworth	1950-52	Rowland Brooks	1973-74
Lamar Amos	1999-00	Caleb Bedford	2013	Adrian Brooks	2007
Kelechi Amushie	2013-16	Kent Bednarski	1982-84	Andy Browder	1968-70
Blair Anderson	2003-06	Terrence Bell	1995-96	Bryon Brown	1994-96
Herbie Anderson	1987-90	Chivas Belton	2012	Eddie Brown	2001
Derrick Anglin	2003	John Bendele	1965	Gary Brown	1995
Joe Anthis	1938	Roderick Benman	2010-11	James Brown	1963-65
Dustin Appling	2008-11	Terrance Bennett	1997-98	Jim Brown	1968-70
Jacob Armstrong	2015-18	Kenny Benoit	2000-03	LeAundre Brown	1999-01
Leon Armstrong	1953	Dennis Berry	2018-Pres.	Les Brown	1996, 98, 01
Robert Armstrong	2010-13	John Beseda	1965	Marcus Brown	1984-85
Warren Arnold	1938-41	Herbert Best	1958	Nico Brown	2016-18
Melbourne Arthur	1927	Carl Bibbs	1972-73	Norman Brown	1947
Troy Asbell	1996-97	Thermon Biggers	2006-07, 09	Rod Brown	1988-89
J.M. Auld	1928-30	Troy Billman	2017	Roosevelt Brown	1999-00
Bruce Austin	1964-65	Clint Bingham	2004-05	Zane Brown	2011-13
Anthony Autry	2015-16	Charles Bishop	1972-74	Wayne Brusenhan	1952
George Avery	1926	William Bishop	2000	Avery Bryant	1997-98
Leonard Avery	1974-76	James Black	1946-47	Brent Bryson	1989
		Alfred Blackmon	1984	Aaron Buckley	2009-10
		Ken Blackmon	1984-85	Aaron Bueno	2013-15
		Terry Blackmon	1988-89	John Bugg	1964-65

-B-B-B-B-B-

JAVELINA ALL-TIME LETTERWINNERS

Bobby Buntyn	1990	Danny Chavira	1963	Verner Crofford	1925-26
Robert Burke	1991	Teke Cheetham-West	2017	Tom Crossland	1991-94
Glenard Burks	1994, 96	Vernon Chevis	2015	Joe Crowe	2013-16
Jeremy Burnell	1995-98	Mike Cheyney	1971	Emmett Crowell	1991-92
Clifford Burrow	1979	Arlen Childress	2007-09	Keith Cubit	1995-97
Ned Butler	1979-81	Frank Chisum	1958-59	Carlos Cuellar	2016-17
Tim Byerly	2007-10	Ty Chisum	2015-Pres.	Charles Cumberland	1935
Luke Byrnes	2001-02	Allyn Chizer	1979, 81-82	Jason Curlee	1988
		Jesse Clardy	1949	Steve Curry	1954-55
		Aleric Clark	1998-01	Charles Curtis	1961-62
		Cedric Clark	1992	Andre Cyrus	2001
		Kealvin Clark	2005		
		Mike Clark	1992		
		Jacob Clarkson	2017-Pres.	Craig Dair	1978-80
		Stuart Clarkson	1938-41	Patrick Daniel	2011-12
		Dennis Clay	1989-90	Marion Danna	1970-73
		Derrick Clay	1990-92	John Darr	1977
		James Clay	1975-76	Tommy Davidek	1959-60
		Mike Clay	2000-02	Bill Davis	1955-58
		Eugene Clayborne	2010	Connell Davis	2009-10
		Raymond Cleboski	2008-09	Darcy Davis	1985-87
		Clifton Clemons	1997-98	Gary Davis	1975-77
		Douglas Clinger	1929-30	Jamie Davis	1958-59
		Norman Clinger	1951-53	Jimmar Davis	2017-Pres.
		Giles Cole	1996-98	Nicholas Davis	2001-02
		Charles Coleman	2011	Paschall Davis	1990-91
		D.R. Coleman	2003-06	Terrence Davis	1997
		James Collins	1984-86	Zach Davis	2016-18
		Larry Collins	1974-77	John Dawson	1976
		Ricky Collins	1985-87	Julio De La Garza	2015-18
		Rockeem Collins	2010-13	Delashaun Dean	2010
		Jonathon Combs	2002	George Dean	1946
		Fred Conyers	2015	Leroy Deanda	1966-69
		John Cook	2005-06	Bill Deen	1986-89
		Michael Cook	1990, 92-93	Dexter Deese	1992-94
		Dondi Cooks	2007-10	Keithen DeGrate	1988-90
		Chris Cooper	2014-16	Freeman DeLane	1956
		Barry Copenhaver	1959-62	Koy Detmer Jr.	2018-Pres.
		Edward Copper	1946	Le'Andre Dever	2017-18
		Max Cornelius	1930	Dennis Deville	1965-66
		John Cortez	1992-95	Jorge Diaz	1994-95
		Vernon Couch	1930-33	Bob Dickens	1958
		Roland Courtney	2005	Michael Diggs	2010
		Damian Couthren	2008-10	Carl Dillon	1939
		Jack Cowden	1948	Aaron Dilworth	2017-Pres.
		Spencer Cowins	2004	Andrew Dixon	1941
		Albert Cox	1930-33	Hubert Dixon	1954-56
		Willie Crafts	1958-60	John Dixon	1932-34
		Corky Crane	1954-57	Mark Dizdar	1975-78
		Brajhon Crenshaw	2018	Johnell Dogins	1991
		Clayton Cretors	2004-07	Kevin Dogins	1992-95
		Randy Cretors	1979-81	Bill Dolan	1941

-C-C-C-C-C-

-D-D-D-D-D-

JAVELINA ALL-TIME LETTERWINNERS

Thomas Domel	1968-69	Anthony Faldyn	1989-91	Jason Garcia	2006-09
Truman Donahoo	1950-51	Roy Farmer	1967-69	Humberto Garcia	1954
Randy Donnell	1990-92	Steve Fefer	1974-77	Pierre Garcia	2003-04
Reginald Donner	1993	Kuziah Ferebee	2016-17	Rogelio Garcia	1953-54
Stevie Joe Dorman	2015	Derrick Ferguson	2012	Cody Gardner	2018-Pres.
Stuart Dornburg	1974-77	Ron Fielding	1967-69	Tiance Gardner	2012-14
Earl Dotson	1991-92	Ray Fields	1989	Billy Garza	2008-09
Charles Dottin	2000	Deaundre Fillmore	2003-05	David Garza	2007
Karl Douglas	1967-70	Jack Fink	1950-52	Gammy Garza	1961
Sid Douthit	1953-54	Don Finley	1982-84	Robert Garza	1997-00
Al Dowgiello	1940-41	Francis Fires	1970-73	Lee Gaston	1995
Willie Drew	1981	Durbin Firnhaber	1925-26	Jerry Gates	1964-67
Robbie Dueitt	1985-86	Arron Fisher	2010-11	John General	2015
Buford Dugger	1939	Raymond Fitch	1925-27	Kevin Gentry	1978
Enrique Duncan	2002	Louis Fite	1993-94	Jack Gerdes	1940-41
Steve Dunningan	2006-07	Jim Fitzgerald	1979, 81	David Gilbert	1964-65
Keith Duran	1979-80	John Fletcher	1984-86	Gary Gilbert	1966
Reg Durden	1996	Nick Flores	2003	James Gilbert	2012-13
Layton Dworaczyk	2011	Kevin Flowers	1982, 85	Keave Giles	2001
Cade Dyal	2017-Pres.	Paul Fontenot	2009-10	Vernon Gillespie	1941
Mike Dyal	1984-87	Jamal Foote	2017-18	Alden Gilliland	1941
Ben Dykes	1981	Elton Ford	1934-36	Richard Gilstrap	1971
		Ronnie Ford	2012-13	Davis Glenn	1977
		Charles Forester	1937-38	Henry Glenn	1968-69, 71-72
		Anthony Forker	2012-14	Steven Glick	1976
		Derrick Foster	1998-99	Delra Glover	2006, 08-10
		Bert Fowler	1941	Sam Godinez	2017
		Trenton Fowler	1948-49	Manuel Gomez	1992-93
		Andre Franklin	1993-94	Armando Gonzales	1971
		George Franklin	1973-76	David Gonzales	1980-81
		Kason Franklin	2018-Pres.	David Gonzales	1993-94
		Clem Franks	1974-77	Abel Gonzalez	1999-02
		Wallace Franks	1938-41	Jose Gonzalez	2007
		James Franz	1958-60	Leo Gonzalez	2013-14
		Glenn Frazier	1934	Oscar Gonzales	1953
		Johnnie Freeman	1992-95	Floyd Goodwin	1969-72
		Daryl French	2018	Hunter Goodwin	1992
		James French	1957-58	David Grace	2003-05
		Randy Friedrich	1976-79	Larry Grady	1973-75
		James Friesenhahn	1968-69	James Graeber	1956-58
		Gerald Fry	1931-33	Tyrone Graves	1982-84
		LeRoy Fry	1936-38	Gayln Griffin	2017
		Jack Fryer	1949	Narciso Grimaldo	2017-Pres.
		Steve Fuller	1980-82	Henry Greathouse	2012-14
				Art Green	1988
				Curtis Green	1989
				Darrell Green	1980-82
				Joe Green	1955-57
				Joe Green	1992, 94
				Josh Green	1999
				Marcus Green	2015
				Othalea Green	1985

E-E-E-E-E

Ali Eason	1997-98	Anthony Forker
Cody Eatmon	2000-02	Derrick Foster
Johnny Eaton	1987-89	Bert Fowler
B.J. Ebozue	2017	Trenton Fowler
Lavander Eckford	2008, 2012	Andre Franklin
Howard Edgar	1946	George Franklin
Larry Edwards	1968-71	Kason Franklin
Roger Edwards	1952	Clem Franks
Torrie Edwards	1996-97	Wallace Franks
Willie Edwards	1983-84	James Franz
Jeff Edwards	2006-09	Glenn Frazier
Osazee Eguae	2005-06	Johnnie Freeman
Bryan Ehrlich	2012	Daryl French
Picky Eikenloff	1964	James French
Mike Ellis	1962-63	Randy Friedrich
Frank Elmore	1927	James Friesenhahn
Horace Elsner	1926-27	Gerald Fry
Will Enriquez	2016-17	LeRoy Fry
Richard Estrella	2004	Jack Fryer
Cecil Evans	1939-40	Steve Fuller
Dyes Evans	1986-87	
Ray Evans	1973-75	
Marc Evans	2000	Shannon Gadson
Torreon Evans	1995	J.W. Galiga
		James Gandy
		Donovan Gans
		Jason Gantt
		Christian Garcia

G-G-G-G-G

F-F-F-F-F

Dynamite-Jones Fa'agata

JAVELINA ALL-TIME LETTERWINNERS

Sigfredo Infante	1958	Adrian Jones	1982-83	Jim Kremplin	1971-72
Luke Inman	2001	Bill Jones	1983-84	William Krichner	2006
Paul Inman	1989	Bo Jones	2008-09	Eugene Kubelka	1967-69
Troy Irby	2016, 2018	Brandon Jones	2015-18	Steven Kubena	2010
Joe Irving	1996-97	Christian Jones	2017-Pres.	Ronald Kudla	1948-49
Stuart Isdale	1979	Curt Jones	2005	C.T. Kutschke	1952, 55
		Forrest Jones	2013-16	Alex Kuyinu	2013-16
		Gerry Jones	2000		
		Glenn Jones	1999-00		
Aaron Jackson	2018	Jessie Jones	1982-83	Steve Lackey	2001-03
Donta Jackson	2003, 05	K.C. Jones	1982	Patrick LaFleur	2011-14
Everett Jackson	1990	Kenneth Jones	1961-62	Neal LaHue	1981-84
Johnny Jackson	1970-73	Reginald Jones	1973-74	Gerald Lambert	1957-59
Lewis Jackson	1926	Richard Jones	1994-95	James Lambert	2012
Lupe Jaimes	1956-59	Robert Jones	1938-41	Garrett Lander	1999
Mark Jaimes	1990-91	Robert Jones	2002-03	Derinic Landers	2018-Pres.
Brandon James	2013-14	Kevin Joseph	2012	Sean Landez	2015-18
Darren James	1982-83	Shannon Joseph	2015	Louis Landry	1962-63
Larry James	1979-80	Will Juarez	2014-15	Arthur Lang	1939-40
Mark James	1981-82	Russell Judd	1965	Tony Langfield	1966
Tracy James	2002-04	Donnell Jury	2003-04	Ed LaTouf	1986-89
Michael Jamison	2001			Roy Lawler	1956
Jerry Janik	1971-74			Mitch Laymance	1985-87
Tommy Janik	1960-62			Mauricio Leal	1960-61
Nick Jaques	2000-02	Ken Kachtik	1957-59	Robert Leary	1946-48
Clarence Jarvis	1935-37	Allen Kaiser	1969-72	Lacie Leavatts	1987
Jimmie Jeffers	1950	Bart Kaiser	1979-82	Charles Lee	1970-72
Ashton Jefferson	2013	John Kardow	1966-67, 69	Clyde Lee	2012-13
James Jefferson	1982-83, 85	Fred Kasper	1970-71	Jason Lee	2002-03
Mike Jekel	1974-76	Ronnie Kaymore	2000	Lloyd Lee	1929-32
Russ Jensen	1940-41	W.H. Keeling	1928	Max Lehnig	2014
Anthony Jiles	1984-85, 88	Milton Kellner	1964-65	Ernest Lemons	1973
Billy John	1976-78	Louis Kelley	2017	Fai Leomiti	2003
Eric John	2008-09	Billy Joe Kelly	1991-92	Everado Lerma	1935-37
Anthony Johnson	2012	Frank Kelly	1963-65	Grady Lester	1935-37
Carlo Johnson	2006	Arnold Kent	1982-83	John Levine	1987
Cedric Johnson	1997-98	Dick Kercheville	1931-33	Alec Lewis	2018-Pres.
Curtis Johnson	1987-90	Martin Key	1973	Cleo Lewis	1980
Eldon Johnson	1998	Bill Keyes	1937	Danny Lewis	1969-70
Eric Johnson	1990-91	Miles Kirksey	2013-15	Ed Lewis	1991-92
Gregg Johnson	1997-99	Arthur Kimble	1999	Errik Lewis	2003, 05
Howard Johnson	1992	James King	1988-89	Loyd Lewis	1980-83
Justin Johnson	2018	Lupe King	1933-35	Stan Limuel	1974
Kevin Johnson	2015	Marc Kinney	2009, 11	2018-Pres.	Rickey Lincoln
Kiah Johnson	1998-01	Kyle Kinyo		2012	Ryan Lincoln
Levi Johnson	1969-71	Miles Kirksey		1938	Bob Lindquist
Mardrick Johnson	2008-10	Hans Kloss		1946-47	Kerry Linnear
Randy Johnson	1962-65	Fred Klosterman		1940-41	Benny Liska
Reggie Johnson	2007	Albert Klosters		1946	Emil Liska
Roy Johnson	1946	Dean Kluckman		2003	Laddie Liska
Shane Johnson	1996-98	Clayton Knellinger		2003-05	Darius Lively
Simon Johnson	1979-81	Todd Knutson		1949	Deondric Lofton
Willie Johnson	1993	Bobby Koch			2014

-J-J-J-J-J-

-L-L-L-L-L-

-K-K-K-K-K-

JAVELINA ALL-TIME LETTERWINNERS

Gil Steinke	1938-41	Derrick Thomas	2008-10	Richard Vargas	2018-Pres.
Everett Stephens	1939	Jon Thomas	1999	Johnny Vargo	1940-41
Jim Stephens	1955-57	Jordan Thomas	2014-17	Danny Vasquez	1972-73
Bob Stevens	1946-48	Jovan Thomas	2016	Shawn Vasquez	2014-15
John Stevens	1991-92	Tauron Thomas	2006	Guile Vela	1968-70
Keith Stewart	2005	Torrey Thomas	2015-18	Joseph Vela	2009-12
Ken Stewart	1953-55	Brown Thompson	1935-36	Charles Vickery	1953
Mason Stewart	2013-14	Bruce Thompson	1996-99	Jesse Vilesca	1962-63
Nick Stiff	2017-Pres.	Charles Thompson	1990-91	Al Villalobos,	1972
Val Stinson	2004-05	Charles Thompson	1993-95	Bo Villarreal	2013-16
Jeff Stivors	1994-96	Emmuel Thompson	1979-81	Leo Villarreal	1960
W.J. Stokley	1956-57	Norman Thompson	2009-10	Don Vogel	1948-49
Matt Stoll	2010-13	Ronnie Thompson	2002-04		
Bobby Strane	1946, 50	Tony Thompson	1953	-W-W-W-W-W-	
Leo Stroman	1954-55	Kevin Thornewell	1994-97	Raymond Waddy	1977-78
Martin Stroman	1977-79	Ronald Tibbett	1951-52	Deshon Wade	2015
Roy Stroud	2003-04	Peyton Tilley	2013-17	Alan Walker	2003
Aoatoa Sualua	2004-05	Dee Tillman	2015	Robert Walker	2000
David Sullivan	1966	Johnny Tivao	2010-11	Gene Walkoviak	1967-69
Mitchell Swan	2009	Lane Tobola	1995-98	Fred Wallace	1998
Chester Swanson	2009	John Todryk	1999	Jake Wallace	2014-17
Vic Swedlund	1962	Joshua Toki	2014	Tom Wallace	1989-90
Bryan Sweeney	1975-78	Ben Tokunboh	2004-05	Kevin Walter	2001
Ken Swenson	1989-90	Sam Tolden	1991	Matai Ware	2006
		Randall Toney	2011-12	Frank Warner	1925-27
-T-T-T-T-T-		Jeremy Toston	2008	Joe Bob Warner	1996
Sam Tagaloa	1996	Steve Toto	2000	Johnnie Warren	2000
Mike Talamantez	2007-10	Wyatt Trahan	2017	Justin Warren	2016-17
Herman Talbert	1936	Daniel Trevino	2002-04	Anthony Washington	2010, 2012-14
John Tarpoff	2004-05	Raul Trevino	1963-65	Don Washington	1967-70
Nick Tarpoff	2004	Robert Trevino	1957, 59	Don Washington	1977-80
Albert Taylor	1957-58	Robert Trigg	1971	Kerrie Washington	1999
Christian Taylor	2009-12	Wayne Tubbs	1983-86	Maurice Washington	2003-04
Christian Taylor	2015-17	Sione Tupouata	2015	Ed Watchel	1964
Daniel Taylor	2003-04	Tre Michael Tutt	2017-Pres.	Robert Watson	1987-89
Fred Taylor	1984-85	Earl Turner	1948-51	Larry Weathers	1995-97
Harmon Taylor	1931-33	J.R. Turner	1998, 00	Dennis Webb	1966-68
Jareko Taylor	2006, 08	Ken Turner	1951	James Wegner	2004
Jerrald Taylor	1971-72	Curtis Tyler	2001-04	Elroy Weikel	1935, 37
Maurice Taylor	1939-41			Louis Weiss	1927-28
Sebastian Taylor	2014	-U-U-U-U-U-		Melvin Weller	1925-26
Vaughn Taylor	2018-Pres.	Harry Ullom	1975	Kier Wells	2009
Wesley Taylor	1952	Ted Unbehagen	1960-63	Mike Wendel	1970-73
Joe Te'o	2014-15	Gene Upshaw	1964-66	Jerry Wendell	1946
Freddie Teer	1955-56	Larry Urban	1975	Blake Wesley	2015
Glenn Tegeler	1969-70	Michael Utu	2013-14	Markeith Wesley	2006-09
James Terrell	1989			Reggie West	1951-53
Jeff Terry	2006-07	-V-V-V-V-V-		Kerry Wheatfall, Jr.	2011-13
Derek Tesch	2010-13	AA Vaaulu	2014-15	Darrell White	1999-00
B.W. Tewes	1938	Ken Vakey	1950	Jafus White	1976-79
Kolten Thigpen	2007	Caleb Valentine	2016-Pres.	Wesley Whiten	1991-92, 94-95
Butch Thomas	1967-68			Hall Whitley	1953-56

JAVELINA ALL-TIME LETTERWINNERS

Jesse Whitley	2004	Bobby Wright	1951
Keith Whitley	2017	Dan Wright	1946-48
Wade Whitmer	1975-78	Greg Wright	1981-84
James Whitten	1925	Jeff Wright	1984
Robert Whitten	1925-28	Ken Wright	1978
LeRoy Wiese	1950-53	Larry Wright	1958-59
Walter Wigfall	1999-02		
Jerry Wilbanks	1978		
		-Y-Y-Y-Y-Y-	
Ken Wilhite	1953-55	Steve Yaden	2005-06
Eldon Wilie	1978-79	Al Yanez	1952
Omar Wilkins	2016-Pres.	Mike Yarbrough	2011-13
Anthony Williams	1999	Justin Young	2011
Audie Williams	1987-89	Larry Young	1993-95
Charles Williams	1960-62	Robert Young	1969-70
Chris Williams	2006-07	Kai Youngberg	2018-Pres.
David Williams	1991	Marcus Younger	2017
Devonte Williams	2015-18		
Jabbar Williams	1999		
Jay Williams	1999		
		-Z-Z-Z-Z-Z-	
Joe Williams	2006-09	Richard Zepeda	1981-82, 84-85
Karl Williams	1994-95		
Kyle Williams	1995-96		
Kyle Williams	2014		
Kyle Williams	2016-Pres.		
Larry Williams	2001-04		
M.L. Williams	1929		
Quincy Williams	2011-12		
Robert Williams	2012-13		
Rodney Williams	1987-89		
Tommie Williams	1983-84, 86		
Tommy Williams	2002		
Walter Williams	2005		
Mike Williamson	1968-69		
Andre Willie	2001-02, 06-07		
Karl Willie	2011		
Jake Willingham	2010-13		
Charles Wilson	1969-70		
Earl Wilson	1984		
Josh Wilson	2016-Pres.		
Tyler Wilson	2018		
Weldon Wilson	1963-65		
Cornelius Winchester	1997		
Dennis Wise	1959		
Ronnie Wolter	1981-82		
J.R. Wood	2002		
Clay Woodard	2002-05		
Anthony Woods	1984-85		
Darren Woods	1993		
Jason Woods	1993		
Keenan Woods	2010-12		
Jonathan Woodson	2009-12		
Ronnie Woodward	1981-82		

JAVELINA CAPTAIN HISTORY

- 1930** - Lawrence Allen, Gordon Cabaniss
1931 - Albert Cox, W.L. Harbin
1932 - Albert Cox, W.L. Harbin
1933 - Martin Hodgkiss, Basil Philiber
1934 - John Mark Dixon, Charles Holden
1935 - Richmond Massey, Jack Schuepbach
1936 - Adrian Carson, Elton Ford
1937 - Clarence Jarvis, Fred McIntyre
1938 - Kenneth Grimes, Don Hightower
1939 - Kenneth Grimes
1940 - Warren Arnold, Stuart Clarkson
1941 - Maurice Taylor, Johnny Vargo
1946 - J.W. Helms, Bob Stevens
1947 - Norman Brown, Bob Leary
1948 - Ivan Snowden, Carl Spoonemore
1949 - Game captains
1950 - Stewart Bauer, Kenneth Scholz
1951 - A.J. Boese, Earl Turner
1952 - Bob Holloway, Jack Sportsman
1953 - Jim Martin, William Putnam
1954 - Sid Douthit, William Putnam
1955 - Steve Curry, Johnny McCampbell
1956 - Hubert Dixon, Hall Whitley
1957 - Harold Holden, Joe Howell
1958 - James Graber, Gerald Lambert
1959 - Kenneth Kachtik, Gerald Lambert
1960 - John Beseda, Jesse Longhofer
1961 - Dickie Carpenter, Jarrell Hayes, Charles Williams
1962 - Barry Copenhaver, Doug Harvey
1963 - Sid Blanks, Ted Unbenhagen
1964 - Mike Ellis, Jim Rode
1965 - Randy Johnson, Gerald Pargmann, L.J. Rolf
1966 - Dennis Nietenhoefer, Freddie Teer
1967 - Jerry Gates, James Hill, Glenn McDonald
1968 - Dwayne Nix, Carlos Saldana
1969 - Leroy Deanda, James Respondek, Gene Walkoviak
1970 - Jim Brown, Karl Douglas
1971 - Floyd Goodwin, Allen Kaiser, Claude McMillon, Curtis Neal, Eldridge Small
1972 - Floyd Goodwin, Levi Johnson, Allen Kaiser
1973 - Game captains
1974 - Charles Bishop, Ray Evans, David Hill
1975 - Ray Evans, David Hill
1976 - Leonard Avery, Larry McFarland, Richard Ritchie
1977 - Mike Hawkins, Joe Henke, Glenn Starks
1978 - Mark Dizdar, Elvis Hartsfield, Billy John
1979 - Randy Friedrich, Andy Hawkins, Mike Sheffield, Martin Stroman
1980 - Leroy Seidel, Don Washington
1981 - Marcus Bonner, Royce Nitchmann, Durwood Roquemore
1982 - Darrell Green, Mark James, Tracy Payne, Justin Price
1983 - Loyd Lewis, Mark Miller
1984 - Bill Jones, Steven Mayberry, Mark Smith, Greg Wright
1985 - Ken Blackmon, Richard Zepeda
1986 - Darcy Davis, David Malesky, Greg McCathern, Ken Mueller
1987 - Darcy Davis, Moses Horn
1988 - James Guidry, Heath Sherman
1989 - Johnny Bailey, Ed LaTouf, Henry Smith
1990 - Keithen DeGrate, Barron Preston, Audie Williams
1991 - Paschall Davis, Brian Nielsen, Charles Thompson
1992 - Game captains
1993 - Sean Holcomb, Charles Miles
1994 - Sean Holcomb, Joe Menchaca
1995 - Kevin Dogins, Chris Hensley
1996 - Tyrone Marshall, Todd Perkins, Kyle Williams
1997 - Troy Asbell, Oktay Basci, Torrie Edwards, Chris Hensley
1998 - Randy Palmer, Lane Tobola
1999 - Robert Garza, Ishmael Muhammad, Mike Salinas, Cephus Scott
2000 - Robert Garza, Jonathan Heyward, Kiah Johnson
2001 - Les Brown, Abel Gonzalez, Kiah Johnson, Kevin Palmer
2002 - Abel Gonzalez, Mike Clay, Davylyn Nelson
2003 - Ken Benoit, Kevin Palmer, Larry Williams
2004 - Deandrae Fillmore, Daniel Taylor, Curtis Tyler, Larry Williams
2005 - Deandrae Fillmore, Richard Hammond, Errick Lewis, Wilbert Martin
2006 - Blair Anderson, John Cook, Mike Martinez, Steve Yaden
2007 - Clayton Cretors, Jimmy Lugo, Mike Martinez, Raymorris Miller, Jeff Terry, Markeith Wesley
2008 - Jimmy Lugo, Mike Martinez, Jareko Taylor, Markeith Wesley
2009 - Billy Garza, Jeff Edwards, Jimmy Saddler-McQueen, Markeith Wesley
2010 - Tim Byerly, Delra Glover, Ryan Lincoln, Nate Poppell
2011 - Sherman Batiste, Nate Poppell, Marcus Sanders, Johnny Tivao
2012 - Sherman Batiste, Zane Brown, Nate Poppell, Derek Tesch
2013 - Game captains
2014 - Trevor Pesek, Greg Pitre, Henry Greathouse, Musa Mahmud
2015 - Game captains
2016 - Game captains
2017 - Game captains
2018 - Game captains

RECORDS



JAVELINA FOOTBALL
PROTECT
THE *VILLE*

YEAR-BY-YEAR RESULTS

1925 • 4-2-1

H: 2-1-1 • A: 2-1 HC: L.J. Smith

Date	Opp	W/L	Score
O10	BRECKENRIDGE	W	32-0
O16	KINGSVILLE FIREMEN	L	6-7
	at Victoria JC	W	31-7
N7	SOUTHWEST TEXAS	T	0-0
N13	at McAllen High	W	21-0
N20	at Schreiner	L	7-18
N26	KINGSVILLE FIREMEN	W	20-0

1926 • 4-3

H: 3-2 • A: 1-1 HC: L.J. Smith

Date	Opp	W/L	Score
S6	at St. Mary's	L	0-18
S13	PEACOCK MILITARY	W	41-0
S25	SOUTHWEST TEXAS	L	2-13
O4	at Fort Brown	W	42-0
O16	SCHREINER	L	3-7
O23	FORT SAM HOUSTON	W	45-14
O30	VICTORIA JC	W	19-0

1927 • 4-1

H: 3-0 • A: 1-1 HC: L.J. Smith

Date	Opp	W/L	Score
O1	at St. Mary's	W	9-0
O8	VICTORIA JC	W	39-0
O22	EDINBURG	W	14-0
N4	at Schreiner	L	0-13
N18	FORT BROWN	W	59-6

1928 • 4-4

H: 3-3 • A: 1-1 HC: L.J. Smith

Date	Opp	W/L	Score
S22	SOUTHWEST TEXAS	W	4-0
O8	at St. Mary's	L	0-6
O17	FORT BROWN	W	84-0
O24	at Fort Sam Houston	W	25-6
N3	SCHREINER	L	0-26
N12	STEPHEN F. AUSTIN	W	49-0
N24	SAM HOUSTON STATE	L	0-12
D31	EDINBURG	L	0-13

1929 • 3-4-1

H: 2-2 • A: 1-2-1 HC: Bud McCallum

Date	Opp	W/L	Score
S28	ST. MARY'S	L	0-34
O5	TEXAS LUTHERAN	W	23-6
O12	at Southwest Texas	L	0-32
O25	at Schreiner	T	7-7
N5	BROWNSVILLE JC	W	14-7
N9	at Sam Houston State	L	0-19
N16	SOUTHWESTERN	L	0-26
N28	at Edinburg	W	20-12

1930 • 3-3-3 • 1-2-1 TIAA

H: 3-1-2 • A: 0-2-1 HC: Bud McCallum

Date	Opp	W/L	Score
S29	TEXAS LUTHERAN	T	6-6
O3	at Southwestern	T	0-0
O7	EDINBURG	W	40-6
O18	at Rice ^B	L	0-6
N1	SCHREINER	W	7-6
N8	SAM HOUSTON STATE *	L	0-19
N17	EAST TEXAS STATE *	W	25-6
N22	DANIEL BAKER *	T	6-6
D4	at Sul Ross State *	L	6-20

* TIAA Game

1931 • 8-1 • 1-0 TIAA

H: 4-0 • A: 3-1 • N: 1-0 HC: Bud McCallum

Date	Opp	W/L	Score
S19	at Rice	L	0-37
S26	TEXAS LUTHERAN	W	38-0
O3	VICTORIA JC	W	38-0
O10	SOUTHWEST TEXAS	W	7-0
O17	at East Texas State	W	7-6
O31	vs Sul Ross State *	W	19-0
N7	at Sam Houston State	W	33-0
N14	STEPHEN F. AUSTIN	W	48-6
N21	at Schreiner	W	20-6

* TIAA Game • TIAA Champions

1932 • 6-2 • 3-0 TIAA

H: 4-0 • A: 1-2 • N: 1-0 HC: Bud McCallum

Date	Opp	W/L	Score
S24	at Rice	L	0-20
O8	at Texas A&M	L	0-14
O15	KELLY FIELD	W	44-0
O29	SAM HOUSTON STATE	W	12-6
N3	at Daniel Baker *	W	19-13
N11	ABILENE CHRISTIAN *	W	25-0
N18	SCHREINER	W	13-0
N26	vs McMurry *	W	20-0

* TIAA Game • TIAA Champions

1933 • 6-2

H: 4-0 • A: 2-1 • N: 0-1 HC: Bud McCallum

Date	Opp	W/L	Score
S23	at Rice	L	0-7
S29	RANDOLPH FIELD	W	25-2
O7	MCMURRY	W	19-0
O13	vs Texas A&M	L	0-17
O27	at Sam Houston State	W	37-6
N3	DANIEL BAKER	W	37-7
N16	at Abilene Christian	W	39-0
N22	SCHREINER	W	36-0

1934 • 5-1-1

H: 2-0 • A: 2-1-1 • N: 1-0 HC: Bud McCallum

Date	Opp	W/L	Score
S22	at North Texas	W	7-6
S29	at Texas A&M	T	14-14
O13	at Dixie	W	71-0
O20	FORT SAM HOUSTON	W	52-0
O26	vs Sul Ross State	W	19-0
N3	at Rice	L	0-27
N24	DANIEL BAKER	W	26-0

1935 • 3-5

H: 1-2 • A: 2-3 HC: Bud McCallum

Date	Opp	W/L	Score
S28	at Texas	L	6-28
O5	at Baylor	L	0-6
O12	SCHREINER	L	0-16
O17	at Lamar	W	13-8
N1	at Southwest Texas	W	7-0
N11	at Hardin-Simmons	L	0-34
N16	ST. MARY'S	L	6-19
N22	ST. EDWARD'S	W	14-0

1936 • 6-4 • 1-1 AC

H: 3-0 • A: 3-3 • N: 0-1 HC: Bud McCallum

Date	Opp	W/L	Score
S19	vs Rice	L	0-33
S25	at Victoria JC	W	26-0
O3	at SMU	L	0-61
O10	SCHREINER	W	19-7
O16	at Lamar	W	25-0
O24	WEST	MORELAND	W
48-0			
O31	SOUTHWESTERN	W	25-6
N14	at St. Mary's	W	20-0
N20	at Hardin-Simmons	L	6-39
N26	at Sul Ross State	L	7-13

NOTE: Alamo Conference games unknown

1937 • 4-3-1

H: 1-1-1 • A: 3-1 • N: 0-1 HC: Bud McCallum

Date	Opp	W/L	Score
O2	LAMAR	W	26-0
O9	at Sul Ross State	W	12-7
O16	SAM HOUSTON STATE	L	14-16
O23	vs Schreiner	L	12-13
O30	at Southwestern	L	0-6
N6	ST. MARY'S	T	6-6
N13	at Stephen F. Austin	W	33-6
N20	at NU of Mexico	W	26-12

NOTE: Alamo Conference games unknown

YEAR-BY-YEAR RESULTS

1938 • 7-3

H: 5-1 • A: 0-2 • N: 2-0 HC: Bud McCallum

Date	Opp	W/L	Score
S24	at Texas A&M	L	0-52
01	RANDOLPH FIELD	W	30-0
08	23RD INFANTRY	W	34-6
014	at Sam Houston State	L	7-20
022	vs Schreiner	W	20-13
029	SUL ROSS STATE	W	20-6
N5	ST. MARY'S	W	13-7
N18	TRINITY	W	26-19
N22	vs NU of Mexico	W	53-7
N29	ST. EDWARD'S	L	7-14

NOTE: Alamo Conference games unknown
Alamo Conference Champions

1939 • 6-1-3 • 1-0-1 AC

H: 3-0-1 • A: 2-1-2 • N: 1-0 HC: Bud McCallum

Date	Opp	W/L	Score
S18	at San Jose State	L	0-9
S30	DANIEL BAKER	W	20-3
06	at Sul Ross State	W	26-7
014	SAM HOUSTON STATE	W	7-0
020	at Southwest Texas	T	0-0
028	vs Schreiner	W	21-14
N10	at Stephen F. Austin	T	0-0
N18	ST. MARY'S	W	7-3
N24	at St. Edward's	W	26-6
N30	WEST TEXAS STATE	T	0-0

NOTE: Alamo Conference games unknown
Alamo Conference Co-Champions

1940 • 6-3

H: 3-0 • A: 2-3 HC: Bud McCallum

Date	Opp	W/L	Score
S17	at San Jose State	W	10-0
S28	at Texas A&M	L	0-26
012	at Sam Houston State	W	7-6
019	SOUTHWEST TEXAS	W	19-12
026	DANIEL BAKER	W	38-6
N2	at Rice	L	6-9
N9	STEPHEN F. AUSTIN	W	18-7
N16	at St. Mary's	W	14-0
N23	at West Texas State	L	6-26

1941 • 8-2

H: 5-0 • A: 3-1 • N: 0-1 HC: Bud McCallum

Date	Opp	W/L	Score
S19	at San Jose State	L	7-14
S26	at Arizona State	W	35-7
04	vs Texas A&M	L	0-41
011	SAM HOUSTON STATE	W	46-7
017	at Southwest Texas	W	14-6
025	EAST CENTRAL	W	68-0
N1	STEPHEN F. AUSTIN	W	55-7
N15	at St. Mary's	W	33-7
N22	WEST TEXAS STATE	W	39-7
N29	TEXAS WESLEYAN	W	39-26

NOTE: Alamo Conference games unknown
Alamo Conference Champions

1942-45

NO GAMES PLAYED DUE TO ONSET OF
WORLD WAR II

1946 • 2-6 • 0-2 TC

H: 2-3 • A: 0-3 HC: Dewey Mayhew

Date	Opp	W/L	Score
S21	at Howard Payne *	L	0-27
04	SOUTHWEST TEXAS	L	0-28
012	at Houston	L	0-34
019	MCMURRY *	L	10-13
026	at Corpus Christi	L	0-20
N2	SUL ROSS STATE	W	12-7
N16	STEPHEN F. AUSTIN	W	23-20
N23	ABILENE CHRISTIAN	L	7-32

* Texas Conference Game

1947 • 7-1-1 • 1-0-1 TC

H: 4-1 • A: 3-0-1 HC: Dewey Mayhew

Date	Opp	W/L	Score
S20	HOWARD PAYNE *	W	19-14
S27	SAM HOUSTON STATE	W	28-17
04	at Southwest Texas	W	19-13
011	HOUSTON	W	13-7
018	at McMurry *	T	14-14
025	at East Texas Baptist	W	20-0
N1	at Sul Ross State	W	19-6
N8	NAS CORPUS CHRISTI	W	34-12
N15	STEPHEN F. AUSTIN	L	7-15

* Texas Conference Game

1948 • 5-5 • 1-1 TC

H: 4-1 • A: 1-4 HC: Dewey Mayhew

Date	Opp	W/L	Score
S18	at Houston	L	0-14
S25	at Howard Payne *	L	12-25
02	SOUTHWEST TEXAS	W	13-2
09	at Sam Houston State	W	32-6
016	MCMURRY *	W	22-14
023	EAST TEXAS BAPTIST	W	31-0
030	SUL ROSS STATE	L	19-33
N6	at Corpus Christi	L	0-13
N20	DANIEL BAKER	W	67-0
N27	at Austin College	L	20-25

* Texas Conference Game

1949 • 8-2 • 1-1 TC

H: 5-1 • A: 3-1 HC: Dewey Mayhew

Date	Opp	W/L	Score
S24	HOWARD PAYNE *	W	14-12
01	at Southwest Texas	W	20-12
08	SAM HOUSTON STATE	W	16-12
015	at McMurry *	L	14-39
022	DANIEL BAKER	W	33-0
029	at Sul Ross State	W	46-6
N5	ABILENE CHRISTIAN	W	50-13
N12	at Southwestern	W	7-3
N19	AUSTIN COLLEGE	L	19-20
N25	CORPUS CHRISTI	W	27-12

* Texas Conference Game

1950 • 6-3 • 4-1 TC

H: 4-2 • A: 2-1 HC: Dewey Mayhew

Date	Opp	W/L	Score
S23	TRINITY	L	7-20
S30	SOUTHWEST TEXAS	L	6-7
07	at Howard Payne *	W	14-6
014	MCMURRY *	W	20-13
021	DANIEL BAKER	W	39-6
028	SUL ROSS STATE	W	14-13
N4	at Abilene Christian *	L	3-20
N11	SOUTHWESTERN *	W	26-7
N22	at Austin College *	W	18-13

* Texas Conference Game

YEAR-BY-YEAR RESULTS

1951 • 5-4 • 3-1 TC

H: 3-2 • A: 2-2 HC: Dewey Mayhew

Date	Opp	W/L	Score
S15	TEXAS LUTHERAN	W	37-7
S22	at Trinity	L	7-34
S29	at Southwest Texas	L	6-41
O6	HOWARD PAYNE *	L	7-9
O13	at McMurry *	W	20-14
O27	at Sul Ross State	W	33-14
N3	ABILENE CHRISTIAN *	W	14-13
N10	CARSWELL AFB	L	0-40
N17	AUSTIN COLLEGE *	W	41-7

* Texas Conference Game • TC Champions

1952 • 3-8 • 1-3 TC

H: 2-3 • A: 0-5 • N: 1-0 HC: Dewey Mayhew

Date	Opp	W/L	Score
S20	at Stephen F. Austin	L	12-14
S27	SOUTHWEST TEXAS	L	12-41
O4	at Fort Sam Houston	L	6-7
O11	at Sam Houston State	L	14-41
O18	TRINITY	L	32-41
O25	SUL ROSS STATE	W	27-13
N1	at Abilene Christian *	L	13-48
N8	HOWARD PAYNE *	W	14-7
N15	at Austin College *	L	20-24
N22	MCMURRY *	L	20-21
N29	vs Heroico (Mexico) @	W	49-0

* Texas Conference Game • @ International Bowl

1953 • 4-5 • 3-1 TC

H: 3-2 • A: 1-3 HC: Dewey Mayhew

Date	Opp	W/L	Score
S19	STEPHEN F. AUSTIN	W	7-6
S26	at Southwest Texas	L	20-34
O10	SAM HOUSTON STATE	L	25-49
O17	TRINITY	L	12-19
O24	at Sul Ross State	L	0-38
O31	ABILENE CHRISTIAN	W	25-14
N7	at Howard Payne *	W	6-0
N14	AUSTIN COLLEGE *	W	19-18
N21	at McMurry *	L	6-52

* Texas Conference Game • TC Champions

1954 • 6-5 • 2-4 LSC

H: 1-3 • A: 4-2 • N: 1-0 HC: Gil Steinke

Date	Opp	W/L	Score
S18	at Texas Lutheran	W	20-0
S25	at Northeast Louisiana	W	13-12
O2	CORPUS CHRISTI	W	32-6
O9	SOUTHWEST TEXAS *	L	16-21
O16	at Sam Houston State *	L	0-14
O23	at Sul Ross State *	W	9-0
O30	STEPHEN F. AUSTIN *	L	7-14
N6	EAST TEXAS STATE *	L	6-26
N13	at Lamar *	W	18-14
N20	vs Mexico City College	W	20-13
N26	at Trinity	L	6-41

* Lone Star Conference Game

1955 • 4-6 • 2-4 LSC

H: 2-3 • A: 1-3 • N: 1-0 HC: Gil Steinke

Date	Opp	W/L	Score
S10	vs NU of Mexico	W	13-7
S17	at Howard Payne	L	20-21
S24	TEXAS LUTHERAN	W	33-13
O1	TRINITY	L	0-34
O8	at Southwest Texas *	L	21-26
O15	SAM HOUSTON STATE *	L	25-36
O22	SUL ROSS STATE *	W	26-7
O29	at Stephen F. Austin *	W	13-12
N5	at East Texas State *	L	7-14
N12	LAMAR *	L	9-20

* Lone Star Conference Game

1956 • 7-3 • 6-1 LSC

H: 5-0 • A: 2-2 • N: 0-1 HC: Gil Steinke

Date	Opp	W/L	Score
S15	TEXAS LUTHERAN	W	33-13
S22	vs Trinity	L	7-12
S29	at McMurry	L	21-24
O6	SOUTHWEST TEXAS *	W	23-14
O13	at Sam Houston State *	L	14-28
O20	at Sul Ross State *	W	29-0
O27	STEPHEN F. AUSTIN *	W	33-13
N3	EAST TEXAS STATE *	W	27-14
N10	at Lamar *	W	28-12
N17	HOWARD PAYNE *	W	7-6

* Lone Star Conference Game

1957 • 5-5-1 • 2-4-1 LSC

H: 3-2-1 • A: 2-3 HC: Gil Steinke

Date	Opp	W/L	Score
S10	CORPUS CHRISTI	W	38-0
S14	TRINITY	W	27-14
S21	at NU of Mexico	W	47-6
S28	MCMURRY	L	0-6
O5	at Southwest Texas *	W	16-0
O12	SAM HOUSTON STATE	L	20-21
O19	SUL ROSS STATE *	W	19-7
O26	at Stephen F. Austin *	L	0-32
N2	at East Texas State *	L	12-42
N9	LAMAR *	T	13-13
N16	at Howard Payne *	L	7-14

* Lone Star Conference Game

1958 • 7-4 • 4-3 LSC

H: 4-1 • A: 3-3 HC: Gil Steinke

Date	Opp	W/L	Score
S13	CORPUS CHRISTI	W	37-14
S20	at Trinity	L	0-25
S27	at Texas Lutheran	W	26-8
O4	SOUTHWEST TEXAS *	W	22-0
O11	at Sam Houston State *	L	20-21
O18	at Sul Ross State *	W	7-0
O25	STEPHEN F. AUSTIN *	W	7-0
N1	EAST TEXAS STATE *	L	7-13
N8	at Lamar *	L	0-14
N15	HOWARD PAYNE *	W	21-6
N22	at NU of Mexico	W	26-0

* Lone Star Conference Game

1959 • 12-1 • 6-1 LSC

H: 8-0 • A: 2-1 • N: 1-0 HC: Gil Steinke

Date	Opp	W/L	Score
S12	CORPUS CHRISTI	W	14-3
S19	TRINITY	W	30-12
S26	TEXAS LUTHERAN	W	33-6
O3	at Howard Payne *	W	6-0
O10	EAST TEXAS STATE *	W	7-0
O17	UT ARLINGTON	W	29-18
O24	at Sam Houston State *	W	23-10
O31	at Stephen F. Austin *	L	7-24
N7	LAMAR *	W	14-6
N14	at Sul Ross State *	W	14-8
N21	SOUTHWEST TEXAS *	W	20-0
D5	HILLSDALE ^	W	20-0
D12	vs Lenoir-Rhyne !	W	20-6

* Lone Star Conference Game • LSC Co-Champions

^ NAIA Semifinals (Kingsville, Texas)

! NAIA Championship (St. Petersburg, Fla.)

NAIA CHAMPIONS

YEAR-BY-YEAR RESULTS

1960 • 8-1-1 • 6-1 LSC

H: 5-0 • A: 2-1-1 • N: 1-0 HC: Gil Steinke

Date	Opp	W/L	Score
S17	at Trinity	T	14-14
01	HOWARD PAYNE *	W	26-6
08	at East Texas State *	L	6-14
015	CORPUS CHRISTI	W	53-0
022	SAM HOUSTON STATE *	W	18-13
029	STEPHEN F. AUSTIN *	W	40-13
N5	at Lamar *	W	40-0
N12	SUL ROSS STATE *	W	60-21
N29	at Southwest Texas *	W	35-0
D31	vs Arkansas Tech @	W	45-14

* Lone Star Conference Game • LSC Champions
@ Great Southwest Bowl, Grand Prairie, Texas

1963 • 5-4 • 3-3 LSC

H: 3-2 • A: 2-2 HC: Gil Steinke

Date	Opp	W/L	Score
S21	TRINITY	W	27-0
S28	CORPUS CHRISTI	W	45-22
05	at Howard Payne *	W	27-12
012	EAST TEXAS STATE *	W	17-0
026	at Sam Houston State *	L	7-28
N2	at Stephen F. Austin *	L	6-16
N9	LAMAR	L	14-16
N16	at Sul Ross State	W	24-12
N23	SOUTHWEST TEXAS *	L	6-20

* Lone Star Conference Game

1966 • 5-5 • 3-4 LSC

H: 4-2 • A: 1-3 HC: Gil Steinke

Date	Opp	W/L	Score
S17	MCNEESE STATE	W	12-6
S24	at Cal State Los Angeles #	L	9-10
01	TRINITY	W	7-6
08	STEPHEN F. AUSTIN *	L	21-22
015	at East Texas State *	L	24-25
022	MCMURRY *	W	28-0
029	SUL ROSS STATE *	W	23-0
N5	at Howard Payne	W	13-8
N12	SAM HOUSTON STATE *	L	0-10
N19	at Southwest Texas *	L	3-9

* Lone Star Conference Game
Game Played at Rose Bowl

1961 • 7-2 • 5-2 LSC

H: 4-0 • A: 3-2 HC: Gil Steinke

Date	Opp	W/L	Score
S16	at Corpus Christi	W	27-0
S30	TRINITY	W	27-13
07	EAST TEXAS STATE *	W	22-6
014	at Howard Payne *	L	8-15
021	at Sam Houston State *	L	14-28
028	at Stephen F. Austin *	W	34-28
N4	LAMAR *	W	8-7
N11	at Sul Ross State *	W	12-6
N18	SOUTHWEST TEXAS *	W	19-15

* Lone Star Conference Game

1964 • 7-2-1 • 3-2-1 LSC

H: 3-1-1 • A: 4-1 HC: Gil Steinke

Date	Opp	W/L	Score
S19	at Trinity	W	32-21
S26	LACKLAND AFB	W	21-0
03	TEXAS LUTHERAN	W	36-0
010	STEPHEN F. AUSTIN *	W	20-0
017	at East Texas State *	W	20-9
024	at Lamar	W	13-12
031	SUL ROSS STATE *	T	7-7
N7	at Howard Payne *	W	36-6
N14	SAM HOUSTON STATE *	L	16-21
N21	at Southwest Texas *	L	7-21

* Lone Star Conference Game

1967 • 9-0 • 7-0 LSC

H: 4-0 • A: 5-0 HC: Gil Steinke

Date	Opp	W/L	Score
S16	at McNeese State	W	17-3
S30	TRINITY	W	17-7
07	at Stephen F. Austin *	W	16-0
014	EAST TEXAS STATE *	W	24-6
021	at McMurry *	W	13-7
028	at Sul Ross State *	W	35-13
N4	HOWARD PAYNE *	W	35-13
N11	at Sam Houston State *	W	48-6
N18	SOUTHWEST TEXAS *	W	23-21

* Lone Star Conference Game • LSC Champions

1962 • 9-0-1 • 7-0-1 LSC

H: 6-0 • A: 3-0-1 HC: Gil Steinke

Date	Opp	W/L	Score
S15	SOUTHERN ILLINOIS	W	14-10
S22	at Trinity	W	33-27
S29	HOWARD PAYNE *	W	22-0
06	at East Texas State *	T	3-3
013	CORPUS CHRISTI *	W	27-6
020	SAM HOUSTON STATE *	W	27-3
027	STEPHEN F. AUSTIN *	W	31-8
N3	at Lamar *	W	7-0
N10	SUL ROSS STATE *	W	41-0
N17	at Southwest Texas *	W	28-7

* Lone Star Conference Game • LSC Champions

1965 • 6-3 • 4-2 LSC

H: 4-1 • A: 2-2 HC: Gil Steinke

Date	Opp	W/L	Score
S25	at UT Arlington	L	7-25
02	TRINITY	W	15-6
09	at Stephen F. Austin *	W	43-21
016	EAST TEXAS STATE *	W	26-12
023	LAMAR	W	14-6
030	at Sul Ross State *	L	13-24
N6	HOWARD PAYNE *	W	15-0
N13	at Sam Houston State *	W	14-6
N20	SOUTHWEST TEXAS *	L	0-13

* Lone Star Conference Game

1968 • 10-2 • 6-1 LSC

H: 6-0 • A: 4-2 HC: Gil Steinke

Date	Opp	W/L	Score
S21	TRINITY	W	6-0
S27	at Long Beach State	W	35-7
05	at Angelo State	W	44-0
012	STEPHEN F. AUSTIN *	W	34-0
019	at East Texas State *	L	27-35
026	MCMURRY *	W	14-9
N2	SUL ROSS STATE *	W	43-0
N9	at Howard Payne *	W	20-14
N16	SAM HOUSTON STATE *	W	54-21
N23	at Southwest Texas *	W	39-0
N30	NORTHERN STATE ^	W	20-0
D14	at Troy State !	L	35-43

* Lone Star Conference Game • LSC Champions

^ NAIA Semifinals (Kingsville, Texas)

! NAIA Championship (Montgomery, Ala.)

YEAR-BY-YEAR RESULTS

1969 • 11-1 • 6-1 LSC

H: 7-0 • A: 4-1 HC: Gil Steinke

Date	Opp	W/L	Score
S20	at Trinity	W	21-6
S27	LONG BEACH STATE	W	21-7
04	ANGELO STATE	W	19-9
011	at Stephen F. Austin *	W	49-25
018	EAST TEXAS STATE *	W	28-14
025	at McMurry *	W	21-7
N1	at Sul Ross State *	L	12-13
N8	HOWARD PAYNE *	W	27-0
N15	at Sam Houston State *	W	28-21
N22	SOUTHWEST TEXAS *	W	28-13
N29	#1 NEW MEXICO HIGHLANDS ^	W	28-23
D13	CONCORDIA !	W	32-7

* Lone Star Conference Game • LSC Co-Champions

^ NAIA Semifinals (Kingsville, Texas)

! NAIA Championship (Kingsville, Texas)

NAIA CHAMPIONS

1970 • 11-1 • 7-1 LSC

H: 6-0 • A: 5-1 HC: Gil Steinke

Date	Opp	W/L	Score
S19	TRINITY	W	23-0
S26	MCMURRY *	W	23-10
03	at Stephen F. Austin *	W	14-13
010	at East Texas State	W	43-28
017	SUL ROSS STATE *	W	27-0
024	at Angelo State *	L	21-38
031	TARLETON *	W	37-20
N4	SAM HOUSTON STATE *	W	31-14
N14	at Howard Payne *	W	12-2
N21	at Southwest Texas *	W	42-2
N28	UW-PLATTEVILLE ^	W	16-0
D12	at Wofford !	W	38-7

* Lone Star Conference Game • LSC Champions

^ NAIA Semifinals (Kingsville, Texas)

! NAIA Championship (Greenville, S.C.)

NAIA CHAMPIONS

1971 • 7-3 • 7-2 LSC

H: 3-2 • A: 3-1 • N: 1-0 HC: Gil Steinke

Date	Opp	W/L	Score
S18	at Trinity	L	10-16
S25	vs McMurry *	W	37-3
02	STEPHEN F. AUSTIN *	W	22-21
09	EAST TEXAS STATE *	W	16-10
016	at Sul Ross State *	W	38-14
023	ANGELO STATE *	W	13-7
030	at Tarleton *	W	13-7
N6	at Sam Houston State *	W	10-7
N13	HOWARD PAYNE *	L	14-20
N20	SOUTHWEST TEXAS *	L	24-29

* Lone Star Conference Game • LSC Champions

1972 • 6-5 • 4-4 LSC

H: 4-1 • A: 2-4 HC: Gil Steinke

Date	Opp	W/L	Score
S9	at Texas Southern	L	16-28
S16	TRINITY	W	20-3
S23	NEW MEXICO HIGHLANDS	W	30-6
S30	at Stephen F. Austin *	W	26-7
07	at East Texas State *	L	17-29
014	SUL ROSS STATE *	W	23-7
021	at Angelo State *	L	0-10
028	TARLETON *	W	33-7
N4	SAM HOUSTON STATE *	L	11-16
N11	at Howard Payne *	W	38-14
N18	at Southwest Texas *	L	16-20

* Lone Star Conference Game

1973 • 2-8 • 2-7 LSC

H: 2-3 • A: 0-5 HC: Gil Steinke

Date	Opp	W/L	Score
S8	at Jacksonville State	L	14-34
S22	at Abilene Christian *	L	14-35
S29	STEPHEN F. AUSTIN *	W	31-14
06	EAST TEXAS STATE *	L	7-28
013	at Sul Ross State *	L	7-10
020	ANGELO STATE *	L	28-45
027	at Tarleton *	L	33-34
N3	at Sam Houston State *	L	14-15
N10	HOWARD PAYNE *	L	0-28
N17	SOUTHWEST TEXAS *	W	49-10

* Lone Star Conference Game

1974 • 13-0 • 8-0 LSC

H: 7-0 • A: 6-0 HC: Gil Steinke

Date	Opp	W/L	Score
S14	JACKSONVILLE STATE	W	20-19
S21	at Monterrey Tech	W	33-6
S28	ABILENE CHRISTIAN *	W	46-14
05	at Stephen F. Austin	W	28-24
012	at East Texas State *	W	27-20
019	SUL ROSS STATE *	W	43-13
026	at Angelo State *	W	42-14
N2	TARLETON *	W	51-7
N9	SAM HOUSTON STATE *	W	34-14
N16	at Howard Payne *	W	42-19
N23	at Southwest Texas *	W	14-0
N30	CAMERON ^	W	21-19
D14	HENDERSON STATE !	W	34-23

* Lone Star Conference Game • LSC Champions

^ NAIA Semifinals (Kingsville, Texas)

! NAIA Championship (Kingsville, Texas)

NAIA CHAMPIONS

1975 • 12-0 • 9-0 LSC

H: 7-0 • A: 5-0 HC: Gil Steinke

Date	Opp	W/L	Score
S13	at Hawaii	W	43-9
S27	at Abilene Christian	W	24-21
04	STEPHEN F. AUSTIN	W	49-0
011	EAST TEXAS STATE *	W	36-7
018	at Sul Ross State *	W	50-26
025	ANGELO STATE *	W	14-6
N1	at Tarleton *	W	28-0
N8	at Sam Houston State *	W	43-7
N15	HOWARD PAYNE *	W	48-10
N22	SOUTHWEST TEXAS *	W	28-8
N29	OREGON COLLEGE ^	W	37-10
D13	SALEM (W.Va.) !	W	37-0

* Lone Star Conference Game • LSC Champions

^ NAIA Semifinals (Kingsville, Texas)

! NAIA Championship (Kingsville, Texas)

NAIA CHAMPIONS

YEAR-BY-YEAR RESULTS

1976 • 13-0 • 7-0 LSC

H: 7-0 • A: 6-0

HC: Gil Steinke

Date	Opp	W/L	Score
S4	at Texas Southern	W	36-20
S11	SLIPPERY ROCK	W	58-7
S18	at Hawaii	W	56-21
S25	ABILENE CHRISTIAN *	W	38-10
O2	at Stephen F. Austin *	W	77-7
O9	at East Texas State *	W	37-0
O16	WESTERN NEW MEXICO *	W	63-2
O23	at Angelo State *	W	20-10
N6	SAM HOUSTON STATE *	W	41-10
N13	HOWARD PAYNE *	W	40-0
N20	at Southwest Texas *	W	44-6
D4	WESTERN STATE ^	W	57-14
D11	CENTRAL ARKANSAS !	W	26-0

* Lone Star Conference Game • LSC Champions
 ^ NAIA Semifinals (Kingsville, Texas)
 ! NAIA Championship (Kingsville, Texas)

NAIA CHAMPIONS

1977 • 8-1-1 • 5-1-1 LSC

H: 4-0-1 • A: 3-1 • N: 1-0

HC: Fred Jonas

Date	Opp	W/L	Score
S10	at Livingston	W	21-13
S17	EAST CENTRAL	W	35-14
O1	vs Texas Southern	W	28-13
O8	ABILENE CHRISTIAN *	T	25-25
O15	STEPHEN F. AUSTIN *	W	36-8
O22	at Sam Houston State *	W	34-20
O29	ANGELO STATE *	W	35-7
N5	at East Texas State *	L	6-7
N12	HOWARD PAYNE *	W	27-20
N19	at Southwest Texas *	W	21-10

* Lone Star Conference Game • LSC Co-Champions

1978 • 5-6 • 3-4 LSC

H: 2-3 • A: 3-3

HC: Fred Jonas

Date	Opp	W/L	Score
S9	LIVINGSTON	L	2-6
S16	at East Central	W	27-7
S23	at Montana State	L	21-42
S30	TEXAS SOUTHERN	W	28-0
O7	at Abilene Christian *	L	13-28
O14	at Stephen F. Austin *	W	32-8
O21	SAM HOUSTON STATE *	L	32-34
O28	at Angelo State *	L	19-21
N4	EAST TEXAS STATE *	L	17-32
N11	at Howard Payne *	W	36-17
N18	SOUTHWEST TEXAS *	W	48-21

* Lone Star Conference Game

1979 • 12-1 • 6-1 LSC

H: 7-0 • A: 3-1 • N: 2-0

HC: Ron Harms

Date	Opp	W/L	Score
S8	at Troy State	W	7-6
S15	EAST CENTRAL	W	41-21
S29	vs Texas Southern	W	31-7
O6	ABILENE CHRISTIAN *	W	37-21
O13	STEPHEN F. AUSTIN *	W	31-10
O20	at Sam Houston State *	W	49-10
O27	ANGELO STATE *	W	24-8
N3	at East Texas State *	L	0-3
N10	HOWARD PAYNE *	W	56-10
N17	at Southwest Texas *	W	42-10
D1	WESTERN STATE %	W	38-14
D8	ANGELO STATE ^	W	22-19
D15	vs Central Oklahoma !	W	20-14

* Lone Star Conference Game • LSC Champions
 % NAIA Quarterfinals (Kingsville, Texas)
 ^ NAIA Semifinals (Kingsville, Texas)
 ! NAIA Championship (McAllen, Texas)

NAIA CHAMPIONS

1980 • 7-4 • 5-2 LSC

H: 5-1 • A: 2-3

HC: Ron Harms

Date	Opp	W/L	Score
S6	at Northern Arizona	L	11-24
S13	TROY STATE	L	6-14
S20	SAGINAW VALLEY STATE	W	52-0
O4	TEXAS SOUTHERN	W	33-14
O11	at Abilene Christian *	W	46-13
O18	at Stephen F. Austin *	L	0-14
O25	SAM HOUSTON STATE *	W	42-20
N1	at Angelo State *	L	16-33
N8	EAST TEXAS STATE *	W	14-7
N15	at Howard Payne *	W	14-9
N22	SOUTHWEST TEXAS *	W	17-14

* Lone Star Conference Game

1981 • 9-2 • 5-2 LSC

H: 5-1 • A: 4-1

HC: Ron Harms

Date	Opp	W/L	Score
S5	NORTHERN ARIZONA	W	26-3
S12	UTEP	W	37-15
S19	at Cameron	W	17-7
O3	at Texas Southern	W	31-13
O10	ABILENE CHRISTIAN *	W	34-27
O17	STEPHEN F. AUSTIN *	W	42-10
O24	at Sam Houston State *	W	10-7
O31	ANGELO STATE *	L	21-29
N7	at East Texas State *	L	13-37
N14	HOWARD PAYNE *	W	49-0
N21	at Southwest Texas *	W	21-14

* Lone Star Conference Game

1982 • 5-6 • 2-5 LSC

H: 3-2 • A: 2-4

HC: Ron Harms

Date	Opp	W/L	Score
S4	at McNeese State	L	21-42
S11	at Nevada	W	42-34
S18	CAMERON	W	38-0
S25	EAST CENTRAL	W	57-24
O9	at Abilene Christian *	L	18-34
O16	at Stephen F. Austin *	L	21-35
O23	SAM HOUSTON STATE *	W	33-10
O30	at Angelo State *	W	30-20
N6	EAST TEXAS STATE *	L	22-37
N13	at Howard Payne *	L	8-24
N20	SOUTHWEST TEXAS *	L	27-45

* Lone Star Conference Game

1983 • 2-9 • 2-5 LSC

H: 1-5 • A: 0-4 • N: 1-0

HC: Ron Harms

Date	Opp	W/L	Score
S10	at Texas Southern	L	0-2
S17	EAST CENTRAL	L	24-42
S24	SOUTHWEST TEXAS	L	0-28
O1	at Long Beach State	L	10-46
O8	ABILENE CHRISTIAN *	L	24-38
O15	STEPHEN F. AUSTIN *	L	14-41
O22	vs Sam Houston State * @	W	19-14
O29	ANGELO STATE *	W	21-17
N5	at East Texas State *	L	24-35
N12	HOWARD PAYNE *	L	10-31
N19	at Southwest Texas *	L	3-40

* Lone Star Conference Game

@ Game played at Houston Astrodome

1984 • 6-5 • 3-1 LSC

H: 5-1 • A: 0-4

HC: Ron Harms

Date	Opp	W/L	Score
S8	at Southwest Texas	L	0-8
S15	at Nevada	L	35-61
S22	at Stephen F. Austin	L	0-17
S29	TEXAS SOUTHERN	W	17-13
O6	EAST CENTRAL	L	24-35
O13	CENTRAL OKLAHOMA	W	20-18
O20	at Angelo State *	L	3-52
O27	EAST TEXAS STATE *	W	29-23
N3	at Howard Payne *	W	41-24
N10	ABILENE CHRISTIAN *	W	28-13
N17	MISSOURI WESTERN STATE	W	28-13

* Lone Star Conference Game

YEAR-BY-YEAR RESULTS

1985 • 8-3 • 5-0 LSC

H: 5-1 • A: 3-2 HC: Ron Harms

Date	Opp	W/L	Score
S7	SOUTHWEST TEXAS	W	30-7
S21	STEPHEN F. AUSTIN	L	21-28
S28	at West Texas State	L	17-37
O5	at Texas Southern	W	45-7
O12	EAST CENTRAL	W	30-13
O19	at Central Oklahoma	L	21-28
O26	ANGELO STATE *	W	23-20
N2	at East Texas State *	W	22-19
N9	HOWARD PAYNE *	W	45-0
N16	at Abilene Christian *	W	10-3
N23	EASTERN NEW MEXICO *	W	21-17

* Lone Star Conference Game • LSC Champions

1986 • 9-2 • 4-2 LSC

H: 5-1 • A: 4-1 HC: Ron Harms

Date	Opp	W/L	Score
S6	TEXAS SOUTHERN	W	48-27
S13	at North Dakota	W	67-44
S20	EAST CENTRAL	W	27-20
O4	at Lamar	W	35-10
O11	HOWARD PAYNE *	W	52-0
O18	at East Texas State *	W	42-0
O25	CENTRAL OKLAHOMA	W	38-17
N1	WEST TEXAS STATE	L	49-54
N8	at Eastern New Mexico *	L	29-34
N15	ABILENE CHRISTIAN *	W	36-19
N22	at Angelo State *	W	52-3

* Lone Star Conference Game

1987 • 9-2 • 5-1 LSC

H: 4-1 • A: 5-1 HC: Ron Harms

Date	Opp	W/L	Score
S5	at Southwest Texas	W	20-0
S12	at Idaho State	W	52-51
S19	at Sam Houston State	L	35-45
O3	LAMAR	W	43-14
O10	at Central Oklahoma *	W	21-15
O17	EAST TEXAS STATE *	W	42-20
O24	CAMERON	W	39-20
O31	at West Texas State *	W	44-20
N7	EASTERN NEW MEXICO *	W	30-7
N14	at Abilene Christian *	W	35-28
N21	ANGELO STATE *	L	6-13

* Lone Star Conference Game • LSC Co-Champions

1988 • 10-3 • 6-1 LSC

H: 6-1 • A: 4-2 HC: Ron Harms

Date	Opp	W/L	Score
S3	SOUTHWEST TEXAS	L	28-41
S10	at Texas Southern	W	29-6
S24	at Portland State	W	29-22
O1	CAMERON *	W	42-0
O8	at East Texas State *	L	35-42
O15	CENTRAL OKALHOMA *	W	35-0
O22	WEST TEXAS STATE *	W	32-7
O29	at Eastern New Mexico *	W	32-18
N5	ABILENE CHRISTIAN *	W	66-23
N12	at Angelo State *	W	46-26
N19	MISSISSIPPI COLLEGE \$	W	39-15
N26	UT MARTIN %	W	34-15
D3	at Portland State ^	L	27-35

* Lone Star Conference Game • LSC Champions

\$ NCAA First Round (Kingsville, Texas)

% NCAA Quarterfinals (Kingsville, Texas)

^ NCAA Semifinals (Portland, Ore.)

1989 • 10-1 • 7-0 LSC

H: 5-1 • A: 5-0 HC: Ron Harms

Date	Opp	W/L	Score
S2	at Southwest Texas	W	28-13
S9	TEXAS SOUTHERN	W	34-17
S23	PORTLAND STATE	W	31-12
S30	at Cameron *	W	35-0
O7	EAST TEXAS STATE *	W	48-7
O14	at Central Oklahoma *	W	41-0
O21	at West Texas State *	W	39-3
O28	EASTERN NEW MEXICO *	W	27-12
N4	at Abilene Christian *	W	33-13
N11	ANGELO STATE *	W	42-3
N18	MISSISSIPPI COLLEGE \$	L	19-34

* Lone Star Conference Game • LSC Champions

\$ NCAA First Round (Kingsville, Texas)

1990 • 6-4 • 5-2 LSC

H: 4-1 • A: 1-3 • N: 1-0 HC: Ron Harms

Date	Opp	W/L	Score
S1	SOUTHWEST TEXAS	L	7-15
S8	vs North Dakota	W	26-23
S15	at Portland State	L	9-14
S29	CAMERON *	W	33-6
O6	at East Texas State *	L	6-26
O13	CENTRAL OKLAHOMA *	W	35-13
O20	WEST TEXAS STATE *	W	21-16
O27	at Eastern New Mexico *	W	31-12
N3	ABILENE CHRISTIAN *	W	42-3
N10	at Angelo State *	L	13-21

* Lone Star Conference Game

1991 • 7-3 • 4-2 LSC

H: 3-2 • A: 4-1 HC: Ron Harms

Date	Opp	W/L	Score
A31	at Nicholls State	W	7-3
S7	at Southwest Texas	L	14-29
S21	PORTLAND STATE	W	35-14
S28	PRAIRIE VIEW A&M	W	41-3
O5	at Cameron *	W	30-7
O12	EAST TEXAS STATE *	L	22-24
O19	at Central Oklahoma *	W	23-13
N2	EASTERN NEW MEXICO *	W	36-20
N9	at Abilene Christian *	W	20-0
N16	ANGELO STATE *	L	17-21

* Lone Star Conference Game

1992 • 9-3 • 6-0 LSC

H: 5-1 • A: 4-2 HC: Ron Harms

Date	Opp	W/L	Score
S5	SOUTHWEST TEXAS	L	14-15
S12	NICHOLLS STATE	W	50-12
S19	at Portland State	W	44-43
O3	CAMERON *	W	50-0
O10	at East Texas State *	W	17-10
O17	CENTRAL OKLAHOMA *	W	36-12
O24	at Mississippi College	L	33-37
O31	at Eastern New Mexico *	W	26-0
N7	ABILENE CHRISTIAN *	W	38-14
N14	at Angelo State	W	9-6
N21	WESTERN STATE \$	W	22-13
N28	at Portland State %	L	30-35

* Lone Star Conference Game • LSC Champions

\$ NCAA First Round (Kingsville, Texas)

% NCAA Quarterfinals (Portland, Ore.)

1993 • 7-6 • 5-0 LSC

H: 3-2 • A: 4-4 HC: Ron Harms

Date	Opp	W/L	Score
S4	at Southwest Texas	L	14-20
S11	MISSISSIPPI COLLEGE	L	9-13
S18	PORTLAND STATE	L	17-22
S25	at Sam Houston State	L	20-34
O2	at Central State	L	19-36
O9	EAST TEXAS STATE *	W	28-3
O16	at Central Oklahoma *	W	38-7
O30	EASTERN NEW MEXICO *	W	54-22
N6	at Abilene Christian *	W	26-10
N13	ANGELO STATE *	W	16-7
N20	at Portland State \$	W	50-15
N27	at UC Davis %	W	51-28
D4	at North Alabama ^	L	25-27

* Lone Star Conference Game • LSC Champions

\$ NCAA First Round (Portland, Ore.)

% NCAA Quarterfinals (Davis, Calif.)

^ NCAA Semifinals (Florence, Ala.)

YEAR-BY-YEAR RESULTS

1994 • 12-2 • 5-0 LSC

H: 7-1 • A: 5-1 HC: Ron Harms

Date	Opp	W/L	Score
S1	at Southwest Texas	W	45-14
S17	EAST CENTRAL	W	51-0
S24	at Portland State	W	34-20
01	CENTRAL STATE	L	7-16
O8	at East Texas State *	W	31-0
015	CENTRAL OKLAHOMA *	W	34-0
022	TARLETON	W	24-15
O29	at Eastern New Mexico *	W	24-15
N5	ABILENE CHRISTIAN *	W	48-0
N12	at Angelo State *	W	30-28
N19	WESTERN STATE \$	W	43-7
N26	PORTLAND STATE %	W	21-16
D3	INDIANA (Pa.) ^	W	46-20
D10	at #1 North Alabama !	L	10-16

* Lone Star Conference Game • LSC Champions
 \$ NCAA First Round (Kingsville, Texas)
 % NCAA Quarterfinals (Kingsville, Texas)
 ^ NCAA Semifinals (Kingsville, Texas)
 ! NCAA Championship (Florence, Ala.)

1995 • 11-2 • 7-0 LSC

H: 6-1 • A: 5-1 HC: Ron Harms

Date	Opp	W/L	Score
S9	PORTLAND STATE	W	40-7
S14	at Southwest Texas	W	40-12
S23	at Sam Houston State	L	23-24
S30	at Tarleton *	W	51-0
07	EAST TEXAS STATE *	W	37-18
O14	at Central Oklahoma *	W	27-21
O21	at West Texas A&M *	W	55-17
028	EASTERN NEW MEXICO *	W	33-14
N4	at Abilene Christian *	W	54-7
N11	ANGELO STATE *	W	41-20
N18	FORT HAYS STATE \$	W	50-28
N25	PORTLAND STATE %	W	30-3
D2	PITTSBURG STATE ^	L (OT)	25-28

* Lone Star Conference Game • LSC Champions
 \$ NCAA First Round (Kingsville, Texas)
 % NCAA Quarterfinals (Kingsville, Texas)
 ^ NCAA Semifinals (Kingsville, Texas)

1996 • 8-3 • 7-0 LSC

H: 5-1 • A: 3-2 HC: Ron Harms

Date	Opp	W/L	Score
S7	at North Dakota State	L	10-20
S14	SAM HOUSTON STATE	W	41-17
S21	NORTH ALABAMA	L	7-24
05	TARLETON *	W	40-10
O12	at A&M-Commerce *	W	35-28
019	CENTRAL OKLAHOMA *	W	35-7
026	WEST TEXAS A&M *	W	21-0
N2	at Eastern New Mexico *	W	24-13
N9	ABILENE CHRISTIAN *	W	24-17
N16	at Angelo State *	W	24-17
N23	at UC Davis \$	L	14-17

* Lone Star Conference Game • LSC Champions
 \$ NCAA First Round (Davis, Calif.)
 NOTE: Wins vacated due to NCAA violations

1997 • 9-2 • 9-0 LSC

H: 4-0 • A: 4-2 • N: 1-0 HC: Ron Harms

Date	Opp	W/L	Score
S13	CENTRAL OKLAHOMA *	W	33-7
S20	at North Alabama	L	12-17
S27	at Harding *	W	33-7
O4	at Tarleton *	W	43-14
011	A&M-COMMERCE *	W	34-6
O18	vs Midwestern State *	W	30-7
O25	at West Texas A&M *	W	33-0
N1	EASTERN NEW MEXICO *	W	56-14
N8	at Abilene Christian *	W	54-7
N15	ANGELO STATE *	W	35-25
N22	at UC Davis \$	L	33-37

* Lone Star Conference Game • LSC Champions
 \$ NCAA First Round (Davis, Calif.)
 NOTE: Wins vacated due to NCAA violations

1998 • 11-3 • 8-1 LSC

H: 6-0 • A: 5-3 HC: Ron Harms

Date	Opp	W/L	Score
S3	at North Dakota State	L	6-16
S12	at Central Oklahoma *	L	9-38
S19	at Sam Houston State	W	16-10
S26	HARDING *	W	38-6
03	TARLETON *	W	42-7
O10	at A&M-Commerce *	W	42-18
017	MIDWESTERN STATE *	W	48-7
024	WEST TEXAS A&M *	W	43-21
O31	at Eastern New Mexico *	W	28-14
N7	ABILENE CHRISTIAN *	W	56-28
N14	at Angelo State *	W	38-14
N21	UC DAVIS \$	W	54-21
N29	at Central Oklahoma % W (OT)	W (OT)	24-21
D5	at Northwest Missouri State ^	L	34-49

* Lone Star Conference Game
 \$ NCAA First Round (Kingsville, Texas)
 % NCAA Quarterfinals (Edmond, Okla.)
 ^ NCAA Semifinals (Maryville, Mo.)
 NOTE: Wins vacated due to NCAA violations

1999 • 5-6 • 5-4 LSC

H: 3-2 • A: 2-4 HC: Ron Harms

Date	Opp	W/L	Score
S4	at Northeastern State *	L	2-9
S11	at McNeese State	L	10-24
S18	EAST CENTRAL *	W	20-14
S25	SAM HOUSTON STATE	L	24-34
O2	at Tarleton *	L	7-23
09	A&M-COMMERCE *	L	10-14
O16	at Midwestern State *	L	7-10
O23	at West Texas A&M *	W	35-14
030	EASTERN NEW MEXICO *	W	42-7
N6	at Abilene Christian *	W	40-14
N13	ANGELO STATE *	W	42-38

* Lone Star Conference Game
 NOTE: Wins vacated due to NCAA violations

2000 • 4-7 • 4-5 LSC

H: 2-3 • A: 2-4 HC: Richard Cundiff

Date	Opp	W/L	Score
A31	at North Dakota State	L	7-52
S9	SOUTHWESTERN OKLA. STATE * L	L	13-16
S16	at Southeastern Okla. State *	W	34-14
S23	at Sam Houston State	L	7-38
S30	TARLETON *	W	31-19
O7	at A&M-Commerce *	W	7-0
014	CENTRAL OKLAHOMA *	L	13-21
021	WEST TEXAS A&M *	L	3-13
O28	at Eastern New Mexico *	L	7-35
N4	ABILENE CHRISTIAN *	W	24-7
N11	at Angelo State *	L	2-14

* Lone Star Conference Game

YEAR-BY-YEAR RESULTS

2001 • 9-2 • 8-1 LSC

H: 3-2 • A: 6-0 HC: Richard Cundiff

Date	Opp	W/L	Score
S8	at Southwestern Okla. State *	W	24-0
S15	SOUTHEASTERN OKLA. STATE *	W	45-7
S22	at Prairie View A&M	W	21-14
S29	at Tarleton *	W	23-20
06	A&M-COMMERCE *	L	24-30
O13	at Central Oklahoma *	W	35-21
O20	at West Texas A&M *	W	33-17
O27	EASTERN NEW MEXICO *	W	35-14
N3	at Abilene Christian *	W	35-7
N10	ANGELO STATE *	W	27-3
N17	UC DAVIS \$	L	32-37

* Lone Star Conference Game • LSC Co-Champions
\$ NCAA First Round (Kingsville, Texas)

2002 • 10-3 • 7-1 LSC

H: 6-0 • A: 4-3 HC: Richard Cundiff

Date	Opp	W/L	Score
S7	at Southwest Texas	L	21-28
S14	PRAIRIE VIEW A&M	W	65-0
S21	TARLETON *	W	16-3
S28	MIDWESTERN STATE *	W	9-6
O12	at A&M-Commerce *	W	37-15
O19	at Northeastern State *	W	13-10
O26	WEST TEXAS A&M *	W	49-7
N2	at Eastern New Mexico *	L	34-37
N9	ABILENE CHRISTIAN *	W	22-16
N16	at Angelo State *	W	37-14
N23	at Nebraska-Kearney \$	W	58-40
N30	UC DAVIS %	W (OT)	27-20
D6	Valdosta State ^	L	12-21

* Lone Star Conference Game • LSC Champions
\$ NCAA First Round (Kearney, Neb.)
% NCAA Quarterfinals (Kingsville, Texas)
^ NCAA Semifinals (Valdosta, Ga.)

2003 • 11-2 • 8-0 LSC

H: 7-1 • A: 4-1 HC: Richard Cundiff

Date	Opp	W/L	Score
S4	at Portland State	L	21-34
S20	NICHOLLS STATE	W	27-26
S27	at Tarleton *	W	23-15
O4	at Midwestern State *	W	29-23
O11	A&M-COMMERCE *	W	31-7
O18	NORTHEASTERN STATE *	W	42-13
O25	at West Texas A&M *	W	38-13
N1	EASTERN NEW MEXICO *	W	44-26
N8	at Abilene Christian *	W	10-7
N15	ANGELO STATE *	W	44-17
N22	TARLETON \$	W	34-10
N29	CENTRAL OKLAHOMA %	W	49-6
D6	GRAND VALLEY STATE ^	L	3-31

* Lone Star Conference Game • LSC Champions
\$ NCAA First Round (Kingsville, Texas)
% NCAA Quarterfinals (Kingsville, Texas)
^ NCAA Semifinals (Kingsville, Texas)

2004 • 9-2 • 8-1 LSC

H: 5-1 • A: 4-1 HC: Richard Cundiff

Date	Opp	W/L	Score
S4	at Northeastern State *	W	10-6
S11	EAST CENTRAL *	W	24-7
S25	WEST TEXAS A&M *	W	69-21
O2	at A&M-Commerce *	W	31-13
O9	CENTRAL OKLAHOMA *	W	41-31
O16	MIDWESTERN STATE *	W	27-3
O23	at Eastern New Mexico *	W	29-22
O30	ABILENE CHRISTIAN *	L	10-17
N6	at Angelo State *	W	49-18
N13	SOUTHEASTERN OKLA. STATE \$W	40-30	
N20	at Northwest Missouri State & L	14-34	

* Lone Star Conference Game • LSC Champions
\$ NCAA First Round (Kingsville, Texas)
& NCAA Second Round (Maryville, Mo.)

2005 • 6-4 • 5-4 LSC

H: 4-1 • A: 2-4 HC: Richard Cundiff

Date	Opp	W/L	Score
A27	TEXAS COLLEGE	W	60-6
S3	NORTHEASTERN STATE *	W	40-14
S10	at East Central *	W	28-0
S24	at West Texas A&M *	L	20-28
O1	TARLETON *	W	24-21
O8	at Central Oklahoma *	W	41-38
O15	at Midwestern State *	L	14-41
O22	EASTERN NEW MEXICO *	W	26-14
O29	at Abilene Christian *	L	3-19
N5	ANGELO STATE *	L	51-54

* Lone Star Conference Game

2006 • 3-8 • 3-7 LSC

H: 1-4 • A: 2-4 HC: Richard Cundiff

Date	Opp	W/L	Score
S2	SOUTHWESTERN OKLA. STATE * L	17-23	
S9	A&M-COMMERCE * W	20-17	
S16	at Western Oregon	L	10-36
S23	at Southeastern Okla. State * W	31-28	
S30	WEST TEXAS A&M * L	31-51	
O7	at Tarleton *	L	0-23
O14	at East Central *	W	37-34
O21	MIDWESTERN STATE * L	17-44	
O28	at Eastern New Mexico *	L	14-37
N4	ABILENE CHRISTIAN * L	38-41	
N11	at Angelo State *	L	20-38

* Lone Star Conference Game

2007 • 3-8 • 3-7 LSC

H: 3-3 • A: 0-5 HC: Bo Atterberry

Date	Opp	W/L	Score
A31	at Southwestern Okla. State * L	3-7	
S8	at A&M-Commerce *	L	7-24
S15	WESTERN OREGON L	14-22	
S22	SOUTHEASTERN OKLA. STATE * W	27-17	
S29	at West Texas A&M *	L	3-36
06	TARLETON * L	21-31	
O13	EAST CENTRAL * L	17-21	
O20	at Midwestern State *	L	6-73
O27	EASTERN NEW MEXICO * W	38-35	
N3	at Abilene Christian *	L	31-59
N10	ANGELO STATE * W	47-21	

* Lone Star Conference Game

2008 • 7-4 • 6-3 LSC

H: 1-3 • A: 6-1 HC: Bo Atterberry

Date	Opp	W/L	Score
A28	at North Dakota	L	14-40
S6	at East Central *	W	44-14
S13	at Central Oklahoma *	W	41-6
S20	at Northeastern State *	W	42-14
S27	WEST TEXAS A&M * L	35-55	
O4	at Tarleton *	W	27-16
O11	A&M-COMMERCE W	35-0	
O18	MIDWESTERN STATE * L	16-38	
O25	at Eastern New Mexico *	W	35-32
N1	ABILENE CHRISTIAN * L	17-42	
N8	at Angelo State *	W	38-14

* Lone Star Conference Game

YEAR-BY-YEAR RESULTS

2009 • 9-3 • 8-2 LSC

H: 7-1 • A: 2-2 HC: Bo Atterberry

Date	Opp	W/L	Score
A29	DELTA STATE	W	28-17
S5	EAST CENTRAL *	W	39-7
S12	CENTRAL OKLAHOMA *	W	46-17
S19	NORTHEASTERN STATE *	W	31-14
S26	at West Texas A&M *	W	23-17
O3	TARLETON *	W	34-20
O10	at A&M-Commerce *	W	35-34
O17	at Midwestern State *	L	7-38
O24	EASTERN NEW MEXICO *	W	38-31
O31	at Abilene Christian *	L	35-47
N7	ANGELO STATE *	W	35-32
N14	TARLETON \$	L	56-57

* Lone Star Conference Game • LSC Co-Champions
\$ NCAA First Round (Kingsville, Texas)

2010 • 10-2 • 9-1 LSC

H: 4-2 • A: 6-0 HC: Bo Atterberry

Date	Opp	W/L	Score
S2	at Northwest Missouri State	W	16-7
S11	at East Central *	W	20-7
S18	A&M-COMMERCE *	W	21-0
S25	at Incarnate Word *	W	37-9
O2	ABILENE CHRISTIAN *	L	24-31
O9	at Angelo State *	W	28-21
O16	WEST TEXAS A&M *	W	28-24
O23	at Tarleton *	W	13-10
O30	at Southwestern Okla. State *	W	56-17
N6	MIDWESTERN STATE *	W	27-7
N13	SOUTHEASTERN OKLA. STATE *	W	38-34
N27	NORTHWEST MISSOURI STATE & L	W	31-35

* Lone Star Conference Game
& NCAA Second Round (Kingsville, Texas)

2011 • 6-5 • 4-4 LSC

H: 2-3 • A: 4-1 • N: 0-1 HC: Bo Atterberry

Date	Opp	W/L	Score
S2	at #22 Central Washington	W	21-10
S10	MINOT STATE	W	19-7
S17	vs #RV West Texas A&M * #	L	21-42
S24	at #RV Midwestern State *	L	38-44
O1	A&M-COMMERCE *	W	39-21
O8	LINDENWOOD	L	35-41
O15	at Incarnate Word *	W	41-38
O22	TARLETON *	L	34-41
O29	at Angelo State *	W (OT)	36-33
N5	#16 ABILENE CHRISTIAN *	L	34-42
N12	at Eastern New Mexico *	W	23-10

* Lone Star Conference Game
LSC Football Festival (Cowboys Stadium)

2012 • 10-2 • 9-1 LSC

H: 4-3 • A: 2-1 • N: 0-2 HC: Bo Atterberry

Date	Opp	W/L	Score
S1	#RV CENTRAL WASHINGTON	W	16-13
S8	at #9 Abilene Christian *	W	16-13
S15	vs #RV West Texas A&M * #	L	10-40
S22	#15 MIDWESTERN STATE *	L	28-45
S29	at A&M-Commerce *	L (OT)	14-21
O6	NORTH ALABAMA	L	16-21
O13	INCARNATE WORD *	W	20-17
O20	at Tarleton *	W	35-23
O27	ANGELO STATE *	W	34-21
N1	#24 VALDOSTA STATE *	L	31-38
N12	EASTERN NEW MEXICO *	W	33-13
N25	vs #24 Emporia State @	L	38-45

* Lone Star Conference Game
LSC Football Festival (Cowboys Stadium)
@ Kanza Bowl (Topeka, Kansas)

2013 • 2-8 • 0-6 LSC

H: 1-4 • A: 1-4 HC: David Calloway

Date	Opp	W/L	Score
S7	at Central Washington	W	21-14
S14	vs Monterrey Tech #	W (30T)	40-37
S21	MCMURRY	W	52-32
S28	#4 WEST TEXAS A&M *	L	7-69
O5	at #RV Midwestern State *	L	10-43
O12	A&M-COMMERCE *	L	38-41
O19	at North Alabama	L	17-49
O26	at Eastern New Mexico *	L	10-13
N2	#RV TARLETON *	L	20-45
N9	at Angelo State *	L	28-49
N16	VALDOSTA STATE	L	27-35

* Lone Star Conference Game
LSC Football Festival (Cowboys Stadium)
NOTE: Monterrey Tech game counted as exhibition

2014 • 2-9 • 0-7 LSC

H: 1-4 • A: 1-4 • N: 0-1 HC: David Calloway

Date	Opp	W/L	Score
S6	HUMBOLDT STATE	L	14-27
S13	COLORADO MESA	W	17-14
S20	vs #RV A&M-Commerce * #	L	20-55
S27	at McMurry *	L	21-27
O4	EASTERN NEW MEXICO *	L	0-31
O11	at Tarleton *	L	14-80
O18	ANGELO STATE *	L	31-57
O25	at West Texas A&M *	L	21-48
N1	#RV MIDWESTERN STATE *	L	7-48
N8	at Eastern New Mexico @	L	7-61
N15	at McMurry @	W	41-16

* Lone Star Conference Game
LSC Football Festival (Cowboys Stadium)
@ Lone Star Conference Playoffs
Note: Calloway relieved of duties after six games

2015 • 2-9 • 0-6 LSC

H: 1-4 • A: 1-4 • N: 0-1 HC: Daren Wilkinson

Date	Opp	W/L	Score
S5	at Incarnate Word	L	16-18
S12	MISSOURI S&T	W	38-20
S19	#22/22 A&M-COMMERCE *	L	17-37
S26	WEST ALABAMA	L	22-31
O3	at Eastern New Mexico *	L	31-56
O10	TARLETON *	L	34-38
O17	at #25 Angelo State *	L	34-39
O24	WEST TEXAS A&M *	L	14-24
O31	at #14/15 Midwestern State *	L	41-49
N7	at Tarleton @	W	43-25
N14	at West Texas A&M @	L	45-51

* Lone Star Conference Game
@ Lone Star Conference Playoffs

2016 • 9-3 • 6-3 LSC

H: 4-2 • A: 4-1 • N: 1-0 HC: Daren Wilkinson

Date	Opp	W/L	Score
S3	at Incarnate Word	W	31-22
S10	SIMON FRASER	W	68-7
S17	#12/10 MIDWESTERN STATE * L	L	30-32
S24	at #6/10 A&M-Commerce *	L	36-38
O1	ANGELO STATE *	L	21-22
O8	at West Texas A&M *	W	51-34
O15	UT PERMIAN BASIN *	W	56-7
O22	at Tarleton *	W	21-17
O29	EASTERN NEW MEXICO * W	W	41-28
N5	WESTERN NEW MEXICO * W	W	28-13
N12	at Oklahoma Panhandle State * W	W	53-39
D3	vs #RV Southern Arkansas @ W	W	24-17

* Lone Star Conference Game
@ Live United Bowl

2017 • 4-7 • 2-6 LSC

H: 2-3 • A: 2-4 HC: Daren Wilkinson

Date	Opp	W/L	Score
S2	CENTRAL WASHINGTON	L	10-34
S9	at Simon Fraser	W	35-7
S16	at #13 Midwestern State *	L	13-35
S23	#3 A&M-COMMERCE *	L	7-38
S30	at Angelo State *	L	14-40
O7	WEST TEXAS A&M *	W	37-9
O14	at UT Permian Basin *	W	47-21
O21	TARLETON *	L	34-41
O28	at #21 Eastern New Mexico *	L	34-51
N4	at Western New Mexico *	L	23-35
N11	WILLIAM JEWELL	W	38-34

* Lone Star Conference Game

YEAR-BY-YEAR RESULTS

2018 • 4-7 • 2-6 LSC

H: 4-3 • A: 0-4 HC: Daren Wilkinson

Date	Opp	W/L	Score
A30	at #1A&M-Commerce *	L (2OT)	36-37
S8	TEXAS WESLEYAN	W	52-10
S15	at Angelo State *	L	14-30
S22	EASTERN NEW MEXICO *	L	14-31
S29	NEW MEXICO HIGHLANDS	W	33-30
O6	WESTERN OREGON	L	7-13
O13	#12MIDWESTERN STATE *	L	14-69
O20	at #9Tarleton *	L	21-59
O27	WESTERN NEW MEXICO *	W	37-34
N3	at West Texas A&M *	L	31-35
N10	UT PERMIAN BASIN *	W	24-21

* Lone Star Conference Game

ALL-TIME SERIES RECORDS

23RD INFANTRY

Record: 1-0 (1.000) • Total Games Played: 1 • Streak: W1
 H: 1-0 • A: 0-0 • N: 0-0
 Postseason: 0-0 • Conference: N/A

Date	Site	W/L	Score
OCT. 8, 1938	HOME	W	34-6

ABILENE CHRISTIAN

Record: 28-15-1 (.648) • Total Games Played: 44 • Streak: W1
 H: 16-7-1 • A: 12-8 • N: 0-0
 Postseason: 0-0 • Conference: 25-14-1 • LSC: 23-12-1 • TC: 2-2
 Record Including Vacated Wins: 32-15-1 (.677) • Total Games Played: 48 • Streak: W1
 H: 18-7-1 • A: 14-8 • N: 0-0
 Postseason: 0-0 • Conference: 29-14-1 • LSC: 27-12-1 • TC: 2-2

Date	Site (Opp. Rank)	W/L	Score
NOV. 11, 1932	HOME	W	25-0
Nov. 16, 1933	Away	W	39-0
NOV. 23, 1946	HOME	L	7-32
NOV. 5, 1949	HOME	W	50-13
Nov. 4, 1950	Away #	L	3-20
NOV. 3, 1951	HOME #	W	14-13
Nov. 1, 1952	Away #	L	13-48
OCT. 31, 1953	HOME #	W	25-14
Sept. 22, 1973	Away *	L	14-35
SEPT. 28, 1974	HOME *	W	46-14
Sept. 27, 1975	Away *	W	24-21
SEPT. 25, 1976	HOME *	W	38-10
OCT. 8, 1977	HOME *	T	25-25
Oct. 7, 1978	Away *	L	13-28
OCT. 6, 1979	HOME *	W	37-21
Oct. 11, 1980	Away *	W	46-13
OCT. 10, 1981	HOME *	W	34-27
Oct. 9, 1982	Away *	L	18-34
OCT. 8, 1983	HOME *	L	24-38
NOV. 10, 1984	HOME *	W	28-13
Nov. 16, 1985	Away *	W	10-3
NOV. 15, 1986	HOME *	W	36-19
Nov. 14, 1987	Away *	W	35-28
NOV. 5, 1988	HOME *	W	66-23
Nov. 4, 1989	Away *	W	33-13
NOV. 3, 1990	HOME *	W	42-3
Nov. 11, 1991	Away *	W	20-0
NOV. 7, 1992	HOME *	W	38-14
Nov. 6, 1993	Away *	W	26-10
NOV. 5, 1994	HOME *	W	48-0
Nov. 4, 1995	Away *	W	54-7
NOV. 9, 1996	HOME *	W	38-0
Nov. 8, 1997	Away *	W	54-7
NOV. 7, 1998	HOME *	W	56-28
Nov. 6, 1999	Away *	W	40-14
NOV. 4, 2000	HOME *	W	24-7
Nov. 3, 2001	Away *	W	35-7
NOV. 9, 2002	HOME *	W	22-16
Nov. 8, 2003	Away *	W	10-7
OCT. 30, 2004	HOME *	L	10-17
Oct. 29, 2005	Away *	L	3-19
NOV. 4, 2006	HOME *	L	38-41
Nov. 3, 2007	Away *	L	31-59
NOV. 1, 2008	HOME *	L	17-42
Oct. 31, 2009	Away *	L	35-47
OCT. 2, 2010	HOME *	L	24-31
NOV. 5, 2011	HOME (#16) *	L	34-42
Sept. 8, 2012	Away (#9) *	W	16-13

Texas Conference game
 * Lone Star Conference game
 Note: Wins between 1996-99 were vacated

ANGELO STATE

Record: 29-19 (.583) • Total Games Played: 48 • Current Streak: L6
 H: 16-7 • A: 13-12 • N: 0-0
 Postseason: 1-0 • Conference: 26-19 • Overtime: 1-1
 Record including vacated wins: 33-19 (.635) • Games Played: 52
 H: 18-7 • A: 15-12 • N: 0-0
 Postseason: 1-1 • Conference: 30-19 • Overtime: 1-1

Date	Site (Opp. Rank)	W/L	Score
Oct. 5, 1968	Away	W	44-0
OCT. 4, 1969	HOME	W	19-9
Oct. 24, 1970	Away *	L	21-38
OCT. 23, 1971	HOME *	W	13-7
Oct. 21, 1972	Away *	L	0-10
OCT. 20, 1973	HOME *	L	28-45
Oct. 26, 1974	Away *	W	42-14
OCT. 25, 1975	HOME *	W	14-6
Oct. 23, 1976	Away *	W	20-10
OCT. 29, 1977	HOME *	W	35-7
Oct. 28, 1978	Away *	L	19-21
OCT. 27, 1979	HOME *	W	24-8
DEC. 8, 1979	HOME ^	W	22-19
Nov. 1, 1980	Away *	L	16-33
OCT. 31, 1981	HOME *	L	21-29
Oct. 30, 1982	Away *	W	30-20
OCT. 29, 1983	HOME *	W	21-17
Oct. 20, 1984	Away *	L	3-52
OCT. 26, 1985	HOME *	W	23-20
Nov. 22, 1986	Away *	W	52-3
NOV. 21, 1987	HOME *	L	6-13
Nov. 12, 1988	Away *	W	46-26
NOV. 11, 1989	HOME *	W	42-3
Nov. 10, 1990	Away *	L	13-21
NOV. 16, 1991	HOME *	L	17-21
Nov. 14, 1992	Away *	W	9-6
NOV. 13, 1993	HOME *	W	16-7
Nov. 12, 1994	Away *	W	30-28
NOV. 11, 1995	HOME *	W	41-20
Nov. 16, 1996	Away *	W	24-17
NOV. 15, 1997	HOME *	W	35-25
Nov. 14, 1998	Away *	W	38-14
NOV. 13, 1999	HOME *	W	42-38
Nov. 11, 2000	Away *	L	2-14
NOV. 10, 2001	HOME *	W	27-3
Nov. 16, 2002	Away *	W	37-14
NOV. 15, 2003	HOME *	W	44-17
Nov. 6, 2004	Away *	W	49-18
NOV. 5, 2005	HOME *	L (OT)	51-54
Nov. 11, 2006	Away *	L	20-38
NOV. 10, 2007	HOME *	W	47-21
Nov. 8, 2008	Away *	W	38-14
NOV. 7, 2009	HOME *	W	35-32
Oct. 9, 2010	Away *	W	28-21
Oct. 29, 2011	Away *	W (OT)	36-33
OCT. 27, 2012	HOME *	W	34-21
Nov. 9, 2013	Away *	L	28-49
OCT. 18, 2014	HOME *	L	31-57
Oct. 17, 2015	Away * (#25)	L	34-39
OCT. 1, 2016	HOME *	L	21-22
Sept. 30, 2017	Away *	L	14-40
Sept. 15, 2018	Away *	L	14-30

* Lone Star Conference game
 ^ NAIA Semifinals (Kingsville, Texas)
 Note: Wins between 1996-99 were vacated

ALL-TIME SERIES RECORDS

ARIZONA STATE

Record: 1-0 (1.000) • Total Games Played: 1 • Streak: W1
 H: 0-0 • A: 1-0 • N: 0-0
 Postseason: 0-0 • Conference: N/A

Date	Site	W/L	Score
Sept. 26, 1941	Away	W	35-7

ARKANSAS TECH

Record: 1-0 (1.000) • Total Games Played: 1 • Streak: W1
 H: 0-0 • A: 0-0 • N: 1-0
 Postseason: 1-0 • Conference: N/A

Date	Site	W/L	Score
Dec. 31, 1960	Neutral @	W	45-15

@ Great Southwest Bowl (Grand Prairie, Texas)

AUSTIN COLLEGE

Record: 3-3 (.500) • Total Games Played: 6 • Streak: W1
 H: 2-1 • A: 1-2 • N: 0-0
 Postseason: 0-0 • Conference: 3-1

Date	Site	W/L	Score
Nov. 27, 1948	Away	L	20-25
NOV. 19, 1949	HOME	L	19-20
Nov. 22, 1950	Away #	W	18-13
NOV. 17, 1951	HOME #	W	41-7
Nov. 15, 1952	Away #	L	20-24
NOV. 14, 1953	HOME #	W	19-18

Texas Conference game

BAYLOR

Record: 0-1 (.000) • Total Games Played: 1 • Streak: L1
 H: 0-0 • A: 0-1 • N: 0-0
 Postseason: 0-0 • Conference: N/A

Date	Site	W/L	Score
Oct. 5, 1935	Away	L	0-7

BRECKENRIDGE

Record: 1-0 (1.000) • Total Games Played: 1 • Streak: W1
 H: 1-0 • A: 0-0 • N: 0-0
 Postseason: 0-0 • Conference: N/A

Date	Site	W/L	Score
OCT. 10, 1925	HOME +	W	32-0

+ Inaugural game as a collegiate program

BROWNSVILLE JUNIOR COLLEGE

Record: 1-0 (1.000) • Total Games Played: 1 • Streak: W1
 H: 1-0 • A: 0-0 • N: 0-0
 Postseason: 0-0 • Conference: N/A

Date	Site	W/L	Score
NOV. 5, 1929	HOME	W	14-7

CAL STATE LOS ANGELES

Record: 0-1 (.000) • Total Games Played: 1 • Streak: L1
 H: 0-0 • A: 0-1 • N: 0-0
 Postseason: 0-0 • Conference: N/A

Date	Site	W/L	Score
Sept. 24, 1966	Away @	L	9-10

@ Game played at the Rose Bowl (Los Angeles, Calif.)

CAMERON

Record: 9-0 (1.000) • Total Games Played: 9 • Current Streak: W9
 H: 6-0 • A: 3-0 • N: 0-0
 Postseason: 1-0 • Conference: 5-0

Date	Site	W/L	Score
NOV. 30, 1974	HOME ^	W	21-19
Sept. 19, 1981	Away	W	17-7
SEPT. 18, 1982	HOME	W	38-0
OCT. 24, 1987	HOME	W	39-20
OCT. 1, 1988	HOME *	W	42-0
Sept. 30, 1989	Away *	W	35-0
SEPT. 29, 1990	HOME *	W	33-6
Oct. 5, 1991	Away *	W	30-7
OCT. 3, 1992	HOME *	W	50-0

* Lone Star Conference game

^ NAIA Semifinals (Kingsville, Texas)

CARSWELL AIR FORCE BASE

Record: 0-1 (.000) • Total Games Played: 1 • Streak: L1
 H: 0-1 • A: 0-0 • N: 0-0
 Postseason: 0-0 • Conference: N/A

Date	Site	W/L	Score
NOV. 10, 1951	HOME	L	0-40

CENTRAL STATE

Record: 0-2 (.000) • Total Games Played: 2 • Streak: L2
 H: 0-1 • A: 0-1 • N: 0-0
 Postseason: 0-0 • Conference: N/A

Date	Site	W/L	Score
Oct. 2, 1993	Away	L	19-36
OCT. 1, 1994	HOME	L	7-16

CENTRAL WASHINGTON

Record: 3-1 (.750) • Total Games Played: 4 • Streak: L1
 H: 3-0 • A: 1-0 • N: 0-0
 Postseason: 0-0 • Conference: N/A

Date	Site (Opp. Rank)	W/L	Score
Sept. 2, 2011	Away (#22)	W	21-10
SEPT. 1, 2012	HOME (#RV)	W	35-7
SEPT. 7, 2013	HOME	W	21-14
SEPT. 2, 2017	HOME	L	10-34

CONCORDIA (MINN.)

Record: 1-0 (1.000) • Total Games Played: 1 • Streak: W1
 H: 1-0 • A: 0-0 • N: 0-0
 Postseason: 1-0 • Conference: N/A

Date	Site	W/L	Score
DEC. 13, 1969	HOME !	W	32-7

! NAIA Championship (Kingsville, Texas)

COLORADO MESA

Record: 1-0 (1.000) • Total Games Played: 1 • Streak: W1
 H: 1-0 • A: 0-0 • N: 0-0
 Postseason: 0-0 • Conference: N/A

Date	Site	W/L	Score
SEPT. 13, 2014	HOME	W	17-14

ALL-TIME SERIES RECORDS

DANIEL BAKER

Record: 8-0-1 (.944) • Total Games Played: 9 • Streak: W8
 H: 7-0-1 • A: 1-0 • N: 0-0
 Postseason: 0-0 • Conference: 2-0

Date	Site	W/L	Score
NOV. 22, 1930	HOME ^x	T	6-6
Nov. 3, 1932	Away ^x	W	19-13
NOV. 3, 1933	HOME	W	37-7
NOV. 23, 1934	HOME	W	26-0
SEPT. 30, 1939	HOME	W	20-3
OCT. 26, 1940	HOME	W	38-6
NOV. 20, 1948	HOME	W	67-0
OCT. 22, 1949	HOME	W	33-0
OCT. 21, 1950	HOME	W	39-6

^x TIAA game

DELTA STATE

Record: 1-0 (1.000) • Total Games Played: 1 • Streak: W1
 H: 1-0 • A: 0-0 • N: 0-0
 Postseason: 0-0 • Conference: N/A

Date	Site	W/L	Score
AUG. 29, 2009	HOME	W	28-17

DIXIE STATE

Record: 1-0 (1.000) • Total Games Played: 1 • Streak: W1
 H: 0-0 • A: 1-0 • N: 0-0
 Postseason: 0-0 • Conference: N/A

Date	Site	W/L	Score
Oct. 13, 1934	Away	W	71-0

Formerly Dixie Junior College

EAST CENTRAL

Record: 14-3 (.824) • Total Games Played: 17 • Streak: W3
 H: 11-3 • A: 4-0 • N: 0-0
 Postseason: 0-0 • Conference: 6-1

Record including vacated wins: 15-3 (.833) • Total Games Played: 18 • Streak: W3
 H: 12-3 • A: 4-0 • N: 0-0
 Postseason: 0-0 • Conference: 7-1

Date	Site	W/L	Score
OCT. 25, 1941	HOME	W	68-0
SEPT. 17, 1977	HOME	W	35-14
Sept. 16, 1978	Away	W	27-7
SEPT. 15, 1978	HOME	W	41-21
SEPT. 25, 1982	HOME	W	57-24
SEPT. 17, 1983	HOME	L	24-42
OCT. 6, 1984	HOME	L	24-35
OCT. 12, 1985	HOME	W	30-13
SEPT. 20, 1986	HOME	W	27-20
SEPT. 17, 1994	HOME	W	51-0
SEPT. 18, 1999	HOME [*]	W	20-14
SEPT. 11, 2004	HOME [*]	W	24-7
Sept. 10, 2005	Away [*]	W	28-0
Oct. 14, 2006	Away [*]	W	37-34
OCT. 13, 2007	HOME [*]	L	17-21
Sept. 6, 2008	Away [*]	W	44-14
SEPT. 5, 2009	HOME [*]	W	39-7
Sept. 11, 2010	Away [*]	W	20-7

^{*} Lone Star Conference game
 Note: Win on Sept. 18, 1999 vacated

EAST TEXAS BAPTIST

Record: 2-0 (1.000) • Total Games Played: 2 • Streak: W2
 H: 1-0 • A: 1-0 • N: 0-0
 Postseason: 0-0 • Conference: N/A

Date	Site	W/L	Score
Oct. 25, 1947	Away	W	20-0
OCT. 23, 1948	HOME	W	31-0

EASTERN NEW MEXICO

Record: 20-10 (.667) • Total Games Played: 30 • Streak: L2
 H: 13-2 • A: 7-8 • N: 0-0
 Postseason: 0-1 • Conference: 20-9

Record including vacated wins: 24-10 (1.000) • Total Games Played: 34 • Streak: L2
 H: 15-2 • A: 9-8 • N: 0-0
 Postseason: 0-1 • Conference: 24-9

Date	Site (Opp. Rank)	W/L	Score
NOV. 23, 1985	HOME [*]	W	21-17
Nov. 8, 1986	Away [*]	L	29-34
NOV. 7, 1987	HOME [*]	W	30-7
Oct. 29, 1988	Away [*]	W	32-18
OCT. 28, 1989	HOME [*]	W	27-12
Oct. 27, 1990	Away [*]	W	31-12
NOV. 2, 1991	HOME [*]	W	36-20
Oct. 31, 1992	Away [*]	W	26-0
OCT. 30, 1993	HOME [*]	W	54-22
Oct. 29, 1994	Away [*]	W	24-15
OCT. 28, 1995	HOME [*]	W	33-14
Nov. 2, 1996	Away [*]	W	24-14
NOV. 1, 1997	HOME [*]	W	56-14
Oct. 31, 1998	Away [*]	W	28-14
OCT. 30, 1999	HOME [*]	W	42-7
Oct. 28, 2000	Away [*]	L	7-35
OCT. 27, 2001	HOME [*]	W	35-14
Nov. 2, 2002	Away [*]	L	34-37
NOV. 1, 2003	HOME [*]	W	44-26
Oct. 23, 2004	Away [*]	W	29-22
OCT. 22, 2005	HOME [*]	W	26-14
Oct. 28, 2006	Away [*]	L	14-37
OCT. 27, 2007	HOME [*]	W	38-35
Oct. 25, 2008	Away [*]	W	35-32
OCT. 24, 2009	HOME [*]	W	38-31
Nov. 12, 2011	Away [*]	W	23-10
NOV. 12, 2012	HOME [*]	W	33-13
Oct. 26, 2013	Away [*]	L	10-13
OCT. 4, 2014	HOME [*]	L	0-31
Nov. 8, 2014	Away @	L	7-61
Oct. 3, 2015	Away [*]	L	31-56
OCT. 29, 2016	HOME [*]	W	41-28
Oct. 28, 2017	Away [*] (#21)	L	34-51
SEPT. 22, 2018	HOME [*]	L	14-31

^{*} Lone Star Conference game
[@] LSC Playoffs (Portales, N.M.)
 Note: Wins between 1996-99 were vacated

EMPORIA STATE

Record: 0-1 (.000) • Total Games Played: 1 • Streak: L1
 H: 0-0 • A: 0-0 • N: 0-1
 Postseason: 0-1 • Conference: N/A

Date	Site	W/L	Score
Nov. 25, 2012	Neutral @	L	38-45

@ Kanza Bowl (Topeka, Kan.)

ALL-TIME SERIES RECORDS

FORT BROWN

Record: 3-0 (1.000) • Total Games Played: 3 • Streak: W3
 H: 2-0 • A: 1-0 • N: 0-0
 Postseason: 0-0 • Conference: N/A

Date	Site	W/L	Score
Oct. 4, 1926	Away	W	42-0
NOV. 18, 1927	HOME	W	59-6
OCT. 17, 1928	HOME	W	84-0

FORT HAYS STATE

Record: 1-0 (1.000) • Total Games Played: 1 • Streak: W1
 H: 1-0 • A: 0-0 • N: 0-0
 Postseason: 1-0 • Conference: N/A

Date	Site	W/L	Score
NOV. 18, 1995	HOME §	W	50-28

§ NCAA First Round (Kingsville, Texas)

FORT SAM HOUSTON

Record: 3-1 (.750) • Total Games Played: 4 • Streak: L1
 H: 2-0 • A: 1-1 • N: 0-0
 Postseason: 0-0 • Conference: N/A

Date	Site	W/L	Score
OCT. 23, 1926	HOME	W	45-14
Oct. 24, 1928	Away	W	25-6
OCT. 20, 1934	HOME	W	52-0
Oct. 4, 1952	Away	L	6-7

GRAND VALLEY STATE

Record: 0-1 (.000) • Total Games Played: 1 • Streak: L1
 H: 0-1 • A: 0-0 • N: 0-0
 Postseason: 0-1 • Conference: N/A

Date	Site	W/L	Score
DEC. 6, 2003	HOME ^	L	3-31

^ NCAA Semifinals (Kingsville, Texas)

HARDIN-SIMMONS

Record: 0-2 (.000) • Total Games Played: 2 • Streak: L2
 H: 0-0 • A: 0-2 • N: 0-0
 Postseason: 0-0 • Conference: N/A

Date	Site	W/L	Score
Nov. 11, 1935	Away	L	0-34
Nov. 20, 1936	Away	L	6-39

HARDING

Record: 0-0 (.000) • Total Games Played: 0 • Streak: N/A
 H: 0-0 • A: 0-0 • N: 0-0
 Postseason: 0-0 • Conference: N/A

Record including vacated wins: 2-0 (1.000) • Total Games Played: 2 • Streak: W2
 H: 1-0 • A: 1-0 • N: 0-0
 Postseason: 0-0 • Conference: 2-0

Date	Site	W/L	Score
Sept. 27, 1997	Away *	W	33-7
SEPT. 26, 1998	HOME *	W	38-6

* Lone Star Conference game
 Note: Both wins vacated

HENDERSON STATE

Record: 1-0 (1.000) • Total Games Played: 1 • Streak: W1
 H: 1-0 • A: 0-0 • N: 0-0
 Postseason: 1-0 • Conference: N/A

Date	Site	W/L	Score
DEC. 14, 1974	HOME †	W	34-23

† NAIA Championship (Kingsville, Texas)

HEROICO (MEXICO)

Record: 1-0 (1.000) • Total Games Played: 1 • Streak: W1
 H: 0-0 • A: 0-0 • N: 1-0
 Postseason: 1-0 • Conference: N/A

Date	Site	W/L	Score
Nov. 29, 1952	Neutral @	W	49-0

@ International Bowl

HILLSDALE

Record: 1-0 (1.000) • Total Games Played: 1 • Streak: W1
 H: 1-0 • A: 0-0 • N: 0-0
 Postseason: 1-0 • Conference: N/A

Date	Site	W/L	Score
DEC. 5, 1959	HOME ^	W	20-0

^ NAIA Semifinals (Kingsville, Texas)

ALL-TIME SERIES RECORDS

HOWARD PAYNE

Record: 30-10 (.750) • **Total Games Played:** 40 • **Streak:** W3
H: 17-4 • **A:** 13-6 • **N:** 0-0
Postseason: 1-0 • **Conference:** 30-9 • **LSC:** 25-6 • **TC:** 5-3

Date	Site	W/L	Score
Sept. 21, 1946	Away #	L	0-27
SEPT. 20, 1947	HOME #	W	19-14
Sept. 25, 1948	Away #	L	12-25
SEPT. 24, 1949	HOME #	W	14-12
Oct. 7, 1950	Away #	W	14-6
OCT. 6, 1951	HOME #	L	7-9
NOV. 8, 1952	HOME #	W	14-7
Nov. 7, 1953	Away #	W	6-0
Sept. 17, 1955	Away	L	20-21
NOV. 17, 1956	HOME *	W	7-6
Nov. 16, 1957	Away *	L	7-14
NOV. 15, 1958	HOME *	W	21-6
Oct. 3, 1959	Away *	W	6-0
OCT. 1, 1960	HOME *	W	26-6
Oct. 14, 1961	Away *	L	8-15
SEPT. 29, 1962	HOME *	W	22-0
Oct. 5, 1963	Away *	W	27-12
Nov. 7, 1964	Away *	W	36-6
NOV. 6, 1965	HOME *	W	15-0
Nov. 5, 1966	Away *	W	13-8
NOV. 4, 1967	HOME *	W	35-13
Nov. 9, 1968	Away *	W	20-14
NOV. 8, 1969	HOME *	W	27-0
Nov. 14, 1970	Away *	W	12-2
NOV. 13, 1971	HOME *	L	14-20
Nov. 11, 1972	Away *	W	38-14
NOV. 10, 1973	HOME *	L	0-28
Nov. 16, 1974	Away *	W	42-19
NOV. 15, 1975	HOME *	W	48-10
NOV. 13, 1976	HOME *	W	40-0
NOV. 12, 1977	HOME *	W	27-20
Nov. 11, 1978	Away *	W	36-17
NOV. 10, 1979	HOME *	W	56-10
Nov. 15, 1980	Away *	W	14-9
NOV. 14, 1981	HOME *	W	49-0
Nov. 13, 1982	Away *	L	8-24
NOV. 12, 1983	HOME *	L	10-31
Nov. 3, 1984	Away *	W	41-24
NOV. 9, 1985	HOME *	W	45-0
OCT. 11, 1986	HOME *	W	52-0

Texas Conference game

* Lone Star Conference game

HUMBOLDT STATE

Record: 0-1 (.000) • **Total Games Played:** 1 • **Streak:** L1
H: 0-1 • **A:** 0-0 • **N:** 0-0
Postseason: 0-0 • **Conference:** N/A

Date	Site	W/L	Score
SEPT. 6, 2014	HOME	L	14-27

IDAHO STATE

Record: 1-0 (1.000) • **Total Games Played:** 1 • **Streak:** W1
H: 0-0 • **A:** 1-0 • **N:** 0-0
Postseason: 0-0 • **Conference:** N/A

Date	Site	W/L	Score
Sept. 12, 1987	Away	W	52-51

JACKSONVILLE STATE

Record: 1-1 (.500) • **Total Games Played:** 2 • **Streak:** W1
H: 1-0 • **A:** 0-1 • **N:** 0-0
Postseason: 0-0 • **Conference:** N/A

Date	Site	W/L	Score
Sept. 8, 1973	Away	L	14-34
SEPT. 14, 1974	HOME	W	20-19

KELLY FIELD

Record: 1-0 (1.000) • **Total Games Played:** 1 • **Streak:** W1
H: 1-0 • **A:** 0-0 • **N:** 0-0
Postseason: 0-0 • **Conference:** N/A

Date	Site	W/L	Score
OCT. 15, 1932	HOME	W	44-0

KINGSVILLE FIREMEN

Record: 1-1 (.500) • **Total Games Played:** 2 • **Streak:** W1
H: 1-1 • **A:** 0-0 • **N:** 0-0
Postseason: 0-0 • **Conference:** N/A

Date	Site	W/L	Score
OCT. 16, 1925	HOME	L	6-7
NOV. 26, 1925	HOME	W	20-0

LACKLAND AIR FORCE BASE

Record: 1-0 (1.000) • **Total Games Played:** 1 • **Streak:** W1
H: 1-0 • **A:** 0-0 • **N:** 0-0
Postseason: 0-0 • **Conference:** N/A

Date	Site	W/L	Score
SEPT. 26, 1964	HOME	W	21-0

LAMAR

Record: 13-3-1 (.794) • **Total Games Played:** 17 • **Streak:** W4
H: 5-2-1 • **A:** 8-1 • **N:** 0-0
Postseason: 0-0 • **Conference:** 6-3-1

Date	Site	W/L	Score
Oct. 17, 1935	Away	W	13-8
Oct. 16, 1936	Away	W	25-0
OCT. 2, 1937	HOME	W	26-0
Nov. 13, 1954	Away *	W	18-14
NOV. 12, 1955	HOME *	L	9-20
Nov. 10, 1956	Away *	W	28-12
NOV. 9, 1957	HOME *	T	13-13
Nov. 8, 1958	Away *	L	0-14
NOV. 7, 1959	HOME *	W	14-6
Nov. 5, 1960	Away *	W	40-0
NOV. 4, 1961	HOME *	W	8-7
Nov. 3, 1962	Away *	W	7-0
NOV. 9, 1963	HOME *	L	14-16
Oct. 24, 1964	Away	W	13-12
OCT. 23, 1965	HOME	W	14-6
Oct. 4, 1986	Away	W	35-10
OCT. 3, 1987	HOME	W	43-14

* Lone Star Conference game

LENOIR-RHYNE

Record: 1-0 (1.000) • **Total Games Played:** 1 • **Streak:** W1
H: 0-0 • **A:** 0-0 • **N:** 1-0
Postseason: 1-0 • **Conference:** N/A

Date	Site	W/L	Score
Dec. 12, 1959	Neutral !	W	20-6

! NAIA Championship (St. Petersburg, Fla.)

ALL-TIME SERIES RECORDS

LINDENWOOD

Record: 0-1 (.000) • Total Games Played: 1 • Streak: L1
 H: 0-1 • A: 0-0 • N: 0-0
 Postseason: 0-0 • Conference: N/A

Date	Site	W/L	Score
OCT. 8, 2011	HOME	L	35-41

LONG BEACH STATE

Record: 2-1 (.667) • Total Games Played: 3 • Streak: L1
 H: 1-0 • A: 1-1 • N: 100
 Postseason: 0-0 • Conference: N/A

Date	Site	W/L	Score
Sept. 27, 1968	Away	W	35-7
SEPT. 27, 1969	HOME	W	21-7
Oct. 1, 1983	Away	L	10-46

MCALLEN HIGH

Record: 1-0 (1.000) • Total Games Played: 1 • Streak: W1
 H: 0-0 • A: 1-0 • N: 0-0
 Postseason: 0-0 • Conference: N/A

Date	Site	W/L	Score
Nov. 13, 1925	Away	W	21-0

MCMURRY

Record: 13-7-1 (.643) • Total Games Played: 21 • Streak: W1
 H: 7-3 • A: 4-4-1 • N: 2-0
 Postseason: 1-0 • Conference: 7-5-1 • LSC: 4-1 • TC: 3-4-1 • TIAA: 1-0

Date	Site	W/L	Score
Nov. 26, 1932	Neutral ^x	W	20-0
OCT. 7, 1933	HOME	W	19-0
OCT. 19, 1946	HOME #	L	10-13
Oct. 18, 1947	Away #	T	14-14
OCT. 16, 1948	HOME #	W	22-14
Oct. 15, 1949	Away #	L	14-39
OCT. 14, 1950	HOME #	W	20-13
Oct. 13, 1951	Away #	W	20-14
NOV. 22, 1952	HOME #	L	20-21
Nov. 21, 1953	Away #	L	6-52
Sept. 29, 1956	Away	L	21-24
SEPT. 28, 1957	HOME	L	0-6
OCT. 22, 1966	HOME *	W	28-0
Oct. 21, 1967	Away *	W	13-7
OCT. 26, 1968	HOME *	W	14-9
Oct. 25, 1969	Away	W	21-7
SEPT. 26, 1970	HOME	W	23-10
Sept. 25, 1971	Neutral *	W	37-3
SEPT. 21, 2013	HOME	W	52-32
Sept. 27, 2014	Away *	L	21-27
Nov. 15, 2014	Away @	W	41-16

^x TIAA game
 # Texas Conference game
 * Lone Star Conference game
 @ LSC Playoffs

MCNEESE STATE

Record: 2-2 (.500) • Total Games Played: 4 • Streak: L2
 H: 1-0 • A: 1-2 • N: 0-0
 Postseason: 0-0 • Conference: N/A

Date	Site	W/L	Score
SEPT. 17, 1966	HOME	W	12-6
Sept. 16, 1967	Away	W	17-3
Sept. 4, 1982	Away	L	21-42
Sept. 11, 1999	Away	L	10-24

MEXICO CITY COLLEGE

Record: 1-0 (1.000) • Total Games Played: 1 • Streak: N/A
 H: 0-0 • A: 0-0 • N: 1-0
 Postseason: 0-0 • Conference: N/A

Date	Site	W/L	Score
Nov. 29, 1952	Neutral	W	20-13

MIDWESTERN STATE

Record: 4-14 (.222) • Total Games Played: 18 • Streak: L8
 H: 3-6 • A: 1-8 • N: 0-0
 Postseason: 0-0 • Conference: 4-14

Record including vacated wins: 6-14 (.300) • Total Games Played: 20 • Streak: L8
 H: 4-6 • A: 1-8 • N: 1-0
 Postseason: 0-0 • Conference: 6-14

Date	Site (Opp. Rank)	W/L	Score
Oct. 18, 1997	Neutral *	W	30-7
OCT. 17, 1998	HOME *	W	48-7
Oct. 16, 1999	Away *	L	7-10
SEPT. 28, 2002	HOME *	W	9-6
Oct. 4, 2003	Away *	W	29-23
OCT. 16, 2004	HOME *	W	27-3
Oct. 15, 2005	Away *	L	14-41
OCT. 21, 2006	HOME *	L	17-44
Oct. 20, 2007	Away *	L	6-73
OCT. 18, 2008	HOME *	L	16-38
Oct. 17, 2009	Away * (#22)	L	7-38
NOV. 6, 2010	HOME * (#19)	W	27-7
Sept. 24, 2011	Away * (#RV)	L	38-44
SEPT. 22, 2012	HOME * (#15)	L	28-45
Oct. 5, 2013	Away * (#RV)	L	10-43
NOV. 1, 2014	HOME * (#RV)	L	7-48
Oct. 31, 2015	Away * (#14/15)	L	41-49
SEPT. 17, 2016	HOME * (#12/10)	L	30-32
Sept. 16, 2017	Away * (#13)	L	13-35
OCT. 13, 2018	HOME * (#12)	L	14-69

* Lone Star Conference game
 Note: Wins between 1997-98 vacated

MINOT STATE

Record: 1-0 (1.000) • Total Games Played: 1 • Streak: W1
 H: 1-0 • A: 0-0 • N: 0-0
 Postseason: 0-0 • Conference: N/A

Date	Site	W/L	Score
SEPT. 10, 2011	HOME	W	19-7

MISSISSIPPI COLLEGE

Record: 1-3 (.250) • Total Games Played: 4 • Streak: L3
 H: 1-2 • A: 0-1 • N: 0-0
 Postseason: 1-1 • Conference: N/A

Date	Site	W/L	Score
NOV. 19, 1988	HOME \$	W	39-15
NOV. 18, 1989	HOME \$	L	19-34
Oct. 24, 1992	Away	L	33-37
SEPT. 11, 1993	HOME	L	9-13

\$ NCAA First Round (Kingsville, Texas)

MISSOURI WESTERN STATE

Record: 1-0 (1.000) • Total Games Played: 1 • Streak: W1
 H: 1-0 • A: 0-0 • N: 0-0
 Postseason: 0-0 • Conference: N/A

Date	Site	W/L	Score
NOV. 17, 1984	HOME	W	28-13

ALL-TIME SERIES RECORDS

MISSOURI S&T

Record: 1-0 (1.000) • **Total Games Played:** 1 • **Streak:** W1
H: 1-0 • **A:** 0-0 • **N:** 0-0
Postseason: 0-0 • **Conference:** N/A

Date	Site	W/L	Score
SEPT. 12, 2015	HOME	W	38-20

MONTANA STATE

Record: 0-1 (.000) • **Total Games Played:** 1 • **Streak:** L1
H: 0-0 • **A:** 0-1 • **N:** 0-0
Postseason: 0-0 • **Conference:** N/A

Date	Site	W/L	Score
Sept. 23, 1978	Away	L	21-42

MONTERREY TECH

Record: 1-0 (1.000) • **Total Games Played:** 1 • **Streak:** W1
H: 0-0 • **A:** 1-0 • **N:** 0-0
Postseason: 0-0 • **Conference:** N/A

Date	Site	W/L	Score
Sept. 21, 1974	Away	W	33-6
Sept. 14, 2013	Neutral @	W (3OT)	40-37

@ LSC Football Festival game (Cowboys Stadium • Arlington, Texas)
 Note: Game on Sept. 14, 2013, counted as exhibition

UNIVERSITY OF MEXICO

Record: 5-0 (1.000) • **Total Games Played:** 5 • **Streak:** W5
H: 0-0 • **A:** 3-0 • **N:** 2-0
Postseason: 0-0 • **Conference:** N/A

Date	Site	W/L	Score
Nov. 20, 1937	Away	W	26-12
Nov. 22, 1938	Neutral	W	53-7
Sept. 10, 1955	Neutral	W	13-7
Sept. 21, 1957	Away	W	47-6
Nov. 22, 1958	Away	W	26-0

NAS CORPUS CHRISTI

Record: 1-0 (1.000) • **Total Games Played:** 1 • **Streak:** W1
H: 1-0 • **A:** 0-0 • **N:** 0-0
Postseason: 0-0 • **Conference:** N/A

Date	Site	W/L	Score
NOV. 8, 1947	HOME	W	34-12

NEW MEXICO HIGHLANDS

Record: 3-0 (1.000) • **Total Games Played:** 3 • **Streak:** W3
H: 3-0 • **A:** 0-0 • **N:** 0-0
Postseason: 1-0 • **Conference:** N/A

Date	Site (Opp. Rank)	W/L	Score
NOV. 29, 1969	HOME ^ (#1)	W	28-23
SEPT. 13, 1972	HOME	W	30-6
SEPT. 29, 2018	HOME	W	33-30

^ NAIA Semifinals (Kingsville, Texas)

NICHOLLS STATE

Record: 3-0 (1.000) • **Total Games Played:** 3 • **Streak:** W3
H: 2-0 • **A:** 1-0 • **N:** 0-0
Postseason: 0-0 • **Conference:** N/A

Date	Site	W/L	Score
Aug. 31, 1991	Away	W	7-3
SEPT. 12, 1992	HOME	W	50-12
SEPT. 20, 2003	HOME	W	27-26

NORTH DAKOTA STATE

Record: 0-3 (.000) • **Total Games Played:** 3 • **Streak:** L3
H: 0-0 • **A:** 0-3 • **N:** 0-0
Postseason: 0-0 • **Conference:** N/A

Date	Site	W/L	Score
Sept. 7, 1996	Away	L	10-20
Sept. 3, 1998	Away	L	6-16
Aug. 31, 2000	Away	L	7-52

NORTHEASTERN STATE

Record: 6-1 (.857) • **Total Games Played:** 7 • **Streak:** W6
H: 3-0 • **A:** 3-1 • **N:** 0-0
Postseason: 0-0 • **Conference:** 6-1

Date	Site	W/L	Score
Sept. 4, 1999	Away *	L	2-9
Oct. 19, 2002	Away *	W	13-10
Oct. 18, 2003	Home *	W	42-13
Sept. 4, 2004	Away *	W	10-6
Sept. 3, 2005	Home *	W	40-14
Sept. 20, 2008	Away *	W	42-14
Sept. 19, 2009	Home *	W	31-14

* Lone Star Conference game

NORTHERN ARIZONA

Record: 1-1 (.500) • **Total Games Played:** 2 • **Streak:** W1
H: 1-0 • **A:** 0-1 • **N:** 0-0
Postseason: 0-0 • **Conference:** N/A

Date	Site	W/L	Score
Sept. 6, 1980	Away	L	11-24
SEPT. 5, 1981	HOME	W	26-3

NORTHERN STATE

Record: 1-0 (1.000) • **Total Games Played:** 1 • **Streak:** W1
H: 1-0 • **A:** 0-0 • **N:** 0-0
Postseason: 1-0 • **Conference:** N/A

Date	Site	W/L	Score
NOV. 30, 1968	HOME ^	W	20-0

^ NAIA Semifinals (Kingsville, Texas)

NORTHWEST MISSOURI STATE

Record: 1-3 (.250) • **Total Games Played:** 4 • **Streak:** L1
H: 0-1 • **A:** 1-2 • **N:** 0-0
Postseason: 0-3 • **Conference:** N/A

Date	Site	W/L	Score
Dec. 5, 1998	Away ^	L	34-49
Nov. 20, 2004	Away &	L	14-34
Sept. 2, 2010	Away	W	16-7
NOV. 27, 2010	HOME &	L	31-35

^ NAIA Semifinals (Maryville, Mo.)
 & NCAA Second Round (2004 • Maryville, Mo.; 2010 • Kingsville, Texas)

OKLAHOMA PANHANDLE STATE

Record: 1-0 (1.000) • **Total Games Played:** 1 • **Streak:** W1
H: 0-0 • **A:** 1-0 • **N:** 0-0
Postseason: 0-0 • **Conference:** N/A

Date	Site	W/L	Score
Nov. 12, 2017	Away	W	53-39

ALL-TIME SERIES RECORDS

PEACOCK MILITARY ACADEMY

Record: 1-0 (1.000) • Total Games Played: 1 • Streak: W1
 H: 1-0 • A: 0-0 • N: 0-0
 Postseason: 0-0 • Conference: N/A

Date	Site	W/L	Score
SEPT. 13, 1926	HOME	W	41-0

PITTSBURG STATE

Record: 0-1 (.000) • Total Games Played: 1 • Streak: L1
 H: 0-1 • A: 0-0 • N: 0-0
 Postseason: 0-1 • Conference: N/A • Overtime: 0-1

Date	Site	W/L	Score
DEC. 2, 1995	HOME ^	L (OT)	25-28

^ NCAA Semifinals (Kingsville, Texas)

PORTLAND STATE

Record: 9-5 (.643) • Total Games Played: 14 • Streak: L1
 H: 5-1 • A: 4-4 • N: 0-0
 Postseason: 3-2 • Conference: N/A

Date	Site	W/L	Score
Sept. 24, 1988	Away	W	29-22
Dec. 3, 1988	Away ^	L	27-35
SEPT. 23, 1989	HOME	W	31-12
Sept. 15, 1990	Away	L	9-14
SEPT. 21, 1991	HOME	W	35-14
Sept. 19, 1992	Away	W	44-43
Nov. 28, 1992	Away %	L	30-35
SEPT. 18, 1993	HOME	L	17-22
Nov. 20, 1993	Away \$	W	50-15
Sept. 24, 1994	Away	W	34-20
NOV. 26, 1994	HOME %	W	21-16
SEPT. 9, 1995	HOME	W	40-7
NOV. 25, 1995	HOME %	W	30-3
Sept. 4, 2003	Away	L	21-34

^ NAIA Semifinals (Portland, Ore.)

% NCAA Quarterfinals (1992 • Portland, Ore.; 1994-95 • Kingsville, Texas)

PRAIRIE VIEW A&M

Record: 3-0 (1.000) • Total Games Played: 3 • Streak: W3
 H: 2-0 • A: 1-0 • N: 0-0
 Postseason: 0-0 • Conference: N/A

Date	Site	W/L	Score
SEPT. 28, 1991	HOME	W	41-3
Sept. 22, 2001	Away	W	21-14
SEPT. 14, 2002	HOME	W	65-0

RANDOLPH FIELD

Record: 2-0 (1.000) • Total Games Played: 2 • Streak: W2
 H: 2-0 • A: 0-0 • N: 0-0
 Postseason: 0-0 • Conference: N/A

Date	Site	W/L	Score
SEPT. 29, 1933	HOME	W	25-2
OCT. 1, 1938	HOME	W	30-0

RICE

Record: 0-6 (.000) • Total Games Played: 6 • Streak: L6
 H: 0-0 • A: 0-5 • N: 0-1
 Postseason: 0-0 • Conference: N/A

Record vs Rice^B: 0-1 (.000) • Total Games Played: 1 • Streak: L1
 H: 0-0 • A: 0-1 • N: 0-0
 Postseason: 0-0 • Conference: N/A

Date	Site	W/L	Score
Oct. 18, 1930	Away ^B	L	0-6
Sept. 19, 1931	Away	L	0-37
Sept. 24, 1932	Away	L	0-20
Sept. 23, 1933	Away	L	0-7
Nov. 3, 1934	Away	L	0-27
Sept. 19, 1936	Neutral	L	0-33
Nov. 1940	Away	L	6-9

SAGINAW VALLEY STATE

Record: 1-0 (1.000) • Total Games Played: 1 • Streak: W1
 H: 1-0 • A: 0-0 • N: 0-0
 Postseason: 0-0 • Conference: N/A

Date	Site	W/L	Score
SEPT. 20, 1980	HOME	W	52-0

SALEM INTERNATIONAL

Record: 1-0 (1.000) • Total Games Played: 1 • Streak: W1
 H: 1-0 • A: 0-0 • N: 0-0
 Postseason: 0-0 • Conference: N/A

Date	Site	W/L	Score
DEC. 13, 1975	HOME!	W	37-0

! NAIA Championship (Kingsville, Texas)

ALL-TIME SERIES RECORDS

SAM HOUSTON STATE

Record: 27-24 (.529) • **Total Games Played:** 51 • **Streak:** L2
H: 13-11 • **A:** 13-13 • **N:** 1-0
Postseason: 0-0 • **Conference:** 18-13 • **LSC:** 18-12 • **TIAA:** 0-1
Record including vacated wins: 29-24 (.547) • **Total Games Played:** 53 • **Streak:** L2
H: 14-11 • **A:** 14-13 • **N:** 1-0
Postseason: 0-0 • **Conference:** 18-13 • **LSC:** 18-12 • **TIAA:** 0-1

Date	Site	W/L	Score
NOV. 24, 1928	HOME	L	0-12
Nov. 9, 1929	Away	L	0-19
NOV. 8, 1930	HOME *	L	0-19
Nov. 7, 1931	Away	W	33-0
OCT. 29, 1932	HOME	W	12-6
Oct. 27, 1933	Away	W	37-6
OCT. 16, 1937	HOME	L	14-16
Oct. 14, 1938	Away	L	7-20
OCT. 14, 1939	HOME	W	7-0
Oct. 12, 1940	Away	W	7-6
OCT. 11, 1941	HOME	W	46-7
SEPT. 27, 1947	HOME	W	28-17
Oct. 9, 1948	Away	W	32-6
OCT. 8, 1949	HOME	W	16-12
Oct. 11, 1952	Away	L	14-41
OCT. 10, 1953	HOME	L	25-49
Oct. 16, 1954	Away *	L	0-14
OCT. 15, 1955	HOME *	L	25-36
Oct. 13, 1956	Away *	L	14-28
OCT. 12, 1957	HOME *	L	20-21
Oct. 11, 1958	Away *	L	20-21
Oct. 24, 1959	Away *	W	23-10
OCT. 22, 1960	HOME *	W	18-13
Oct. 21, 1961	Away *	L	14-28
OCT. 20, 1962	HOME *	W	27-3
Oct. 26, 1963	Away *	L	7-28
NOV. 14, 1964	HOME *	L	16-21
Nov. 13, 1965	Away *	W	14-6
NOV. 12, 1966	HOME *	L	0-10
Nov. 11, 1967	Away *	W	48-6
NOV. 16, 1968	HOME *	W	54-21
Nov. 15, 1969	Away *	W	28-21
NOV. 4, 1970	HOME *	W	31-14
Nov. 6, 1971	Away *	W	10-7
NOV. 4, 1972	HOME *	L	11-16
Nov. 3, 1973	Away *	L	14-15
NOV. 9, 1974	HOME *	W	34-14
Nov. 8, 1975	Away *	W	43-7
NOV. 6, 1976	HOME *	W	41-10
Oct. 22, 1977	Away *	W	34-20
OCT. 21, 1978	HOME *	L	32-34
Oct. 20, 1979	Away *	W	49-10
OCT. 25, 1980	HOME *	W	42-20
Oct. 24, 1981	Away *	W	10-7
OCT. 23, 1982	HOME *	W	33-10
Oct. 22, 1983	Neutral * @	W	19-14
Sept. 19, 1987	Away	L	35-45
Sept. 25, 1993	Away	L	20-34
Sept. 23, 1995	Away	L	23-24
SEPT. 14, 1996	HOME	W	41-17
Sept. 19, 1998	Away	W	16-10
SEPT. 25, 1999	HOME	L	24-34
Sept. 23, 2000	Away	L	7-38

* TIAA game
 * Lone Star Conference game
 @ Played at the Astrodome (Houston, Texas)
 Note: Wins between 1996-98 vacated

SAN JOSE STATE

Record: 1-2 (.333) • **Total Games Played:** 3 • **Streak:** L1
H: 0-0 • **A:** 1-2 • **N:** 0-0
Postseason: 0-0 • **Conference:** N/A

Date	Site	W/L	Score
Sept. 18, 1939	Away	L	0-9
Sept. 17, 1940	Away	W	10-0
Sept. 19, 1941	Away	L	7-14

SCHREINER

Record: 7-6-1 (.536) • **Total Games Played:** 14 • **Streak:** W1
H: 3-3 • **A:** 2-2-1 • **N:** 2-1
Postseason: 0-0 • **Conference:** N/A

Date	Site	W/L	Score
Nov. 20, 1925	Away	L	7-18
OCT. 16, 1926	HOME	L	3-7
Nov. 4, 1927	Away	L	0-13
NOV. 3, 1928	HOME	L	0-26
Oct. 25, 1929	Away	T	7-7
NOV. 1, 1930	HOME	W	7-6
Nov. 21, 1931	Away	W	20-6
NOV. 18, 1932	HOME	W	13-0
Nov. 22, 1933	Away	W	36-0
OCT. 12, 1935	HOME	L	0-16
OCT. 10, 1936	HOME	W	19-7
Oct. 23, 1937	Neutral	L	12-13
Oct. 22, 1938	Neutral	W	20-13
Oct. 28, 1939	Neutral	W	21-14

SLIPPERY ROCK

Record: 1-0 (1.000) • **Total Games Played:** 1 • **Streak:** W1
H: 1-0 • **A:** 0-0 • **N:** 0-0
Postseason: 1-0 • **Conference:** N/A

Date	Site	W/L	Score
SEPT. 11, 1976	HOME	W	58-7

SIMON FRASER

Record: 2-0 (1.000) • **Total Games Played:** 2 • **Streak:** W2
H: 1-0 • **A:** 1-0 • **N:** 0-0
Postseason: 0-0 • **Conference:** 0-0

Date	Site	W/L	Score
SEPT. 10, 2016	HOME	W	68-7
Sept. 9, 2017	Away	W	35-7

SOUTHEASTERN OKLAHOMA STATE

Record: 6-0 (1.000) • **Total Games Played:** 6 • **Streak:** W6
H: 1-0 • **A:** 0-0 • **N:** 0-0
Postseason: 0-0 • **Conference:** N/A

Date	Site	W/L	Score
Sept. 16, 2000	Away *	W	34-14
SEPT. 15, 2001	HOME *	W	45-7
NOV. 13, 2004	HOME \$	W	40-30
Sept. 23, 2006	Away *	W	31-28
SEPT. 22, 2007	HOME *	W	27-17
NOV. 13, 2010	HOME *	W	38-24

* Lone Star Conference game
 \$ NCAA First Round (Kingsville, Texas)

ALL-TIME SERIES RECORDS

SOUTHERN ARKANSAS

Record: 1-0 (1.000) • **Total Games Played:** 1 • **Streak:** W1
H: 0-0 • **A:** 0-0 • **N:** 1-0
Postseason: 0-0 • **Conference:** N/A

Date	Site (Opp. Rank)	W/L	Score
Dec. 3, 2016	Neutral @ (#RV)	W	24-17

@ Agent Barry Live United Bowl at Razorback Stadium (Texarkana, Ark.)

SOUTHERN ILLINOIS

Record: 1-0 (1.000) • **Total Games Played:** 1 • **Streak:** W1
H: 1-0 • **A:** 0-0 • **N:** 0-0
Postseason: 0-0 • **Conference:** N/A

Date	Site	W/L	Score
SEPT. 15, 1962	HOME	W	14-10

SOUTHERN METHODIST

Record: 0-1 (.000) • **Total Games Played:** 1 • **Streak:** L1
H: 0-0 • **A:** 0-1 • **N:** 0-0
Postseason: 0-0 • **Conference:** N/A

Date	Site	W/L	Score
Oct. 3, 1936	Away	L	0-61

SOUTHWESTERN

Record: 3-2-1 (.583) • **Total Games Played:** 6 • **Streak:** W2
H: 2-1 • **A:** 1-1-1 • **N:** 0-0
Postseason: 0-0 • **Conference:** 1-0

Date	Site	W/L	Score
NOV. 16, 1929	HOME	L	0-26
Oct. 3, 1930	Away	T	0-0
OCT. 31, 1936	HOME	W	25-6
Oct. 30, 1937	Away	L	0-6
Nov. 12, 1949	Away	W	7-3
NOV. 11, 1950	HOME *	W	26-7

Texas Conference game

SOUTHWESTERN OKLAHOMA STATE

Record: 2-3 (.400) • **Total Games Played:** 5 • **Streak:** W1
H: 0-2 • **A:** 2-1 • **N:** 0-0
Postseason: 0-0 • **Conference:** 2-3

Date	Site	W/L	Score
SEPT. 9, 2000	HOME *	L	13-16
Sept. 8, 2001	Away *	W	24-0
SEPT. 2, 2006	HOME *	L	17-23
Aug. 31, 2007	Away *	L	3-7
Oct. 30, 2010	Away *	W	56-17

* Lone Star Conference game

ST. EDWARD'S

Record: 2-1 (.667) • **Total Games Played:** 3 • **Streak:** W1
H: 1-1 • **A:** 1-0 • **N:** 0-0
Postseason: 0-0 • **Conference:** N/A

Date	Site	W/L	Score
NOV. 22, 1935	HOME	W	14-0
NOV. 29, 1938	HOME	L	7-14
Nov. 24, 1939	Away	W	26-6

ST. MARY'S

Record: 6-4-1 (.591) • **Total Games Played:** 11 • **Streak:** W4
H: 2-2-1 • **A:** 4-2 • **N:** 0-0
Postseason: 0-0 • **Conference:** N/A

Date	Site	W/L	Score
Sept. 6, 1926	Away	L	0-18
Oct. 1, 1927	Away	W	9-0
Oct. 8, 1928	Away	L	0-6
SEPT. 28, 1929	HOME	L	0-34
NOV. 16, 1935	HOME	L	6-19
Nov. 14, 1936	Away	W	20-0
NOV. 6, 1937	HOME	T	6-6
NOV. 5, 1938	HOME	W	13-7
NOV. 18, 1939	HOME	W	7-3
Nov. 16, 1940	Away	W	14-0
Nov. 15, 1941	Away	W	33-7

STEPHEN F. AUSTIN

Record: 29-12-1 (.702) • **Total Games Played:** 42 • **Streak:** L4
H: 18-5 • **A:** 11-7-1 • **N:** 0-0
Postseason: 0-0 • **Conference:** 22-8

Date	Site	W/L	Score
NOV. 12, 1928	HOME	W	49-0
NOV. 14, 1931	HOME	W	48-6
Nov. 13, 1937	Away	W	33-6
Nov. 10, 1939	Away	T	0-0
NOV. 9, 1940	HOME	W	18-7
NOV. 1, 1941	HOME	W	55-7
NOV. 16, 1946	HOME	W	23-20
NOV. 15, 1947	HOME	L	7-15
Sept. 20, 1952	Away	L	12-14
SEPT. 19, 1953	HOME	W	7-6
OCT. 30, 1954	HOME *	L	7-14
Oct. 29, 1955	Away *	W	13-12
OCT. 27, 1956	HOME *	W	33-13
Oct. 26, 1957	Away *	L	0-32
OCT. 25, 1958	HOME *	W	7-0
Oct. 31, 1959	Away *	L	7-24
OCT. 29, 1960	HOME *	W	40-13
Oct. 28, 1961	Away *	W	34-28
OCT. 27, 1962	HOME *	W	31-8
Nov. 2, 1963	Away *	L	6-16
OCT. 10, 1964	HOME *	W	20-0
Oct. 9, 1965	Away *	W	43-21
OCT. 8, 1966	HOME *	L	21-22
Oct. 7, 1967	Away *	W	16-0
OCT. 12, 1968	HOME *	W	34-0
Oct. 11, 1969	Away *	W	49-25
Oct. 3, 1970	Away *	W	14-13
OCT. 2, 1971	HOME *	W	22-21
Sept. 30, 1972	Away *	W	26-7
SEPT. 29, 1973	HOME *	W	31-14
Oct. 5, 1974	Away *	W	28-24
OCT. 4, 1975	HOME *	W	49-0
Oct. 2, 1976	Away *	W	77-7
OCT. 15, 1977	HOME *	W	36-8
Oct. 14, 1978	Away *	W	32-8
OCT. 13, 1979	HOME *	W	31-10
Oct. 18, 1980	Away *	L	0-14
OCT. 17, 1981	HOME *	W	42-10
Oct. 16, 1982	Away *	L	21-35
OCT. 15, 1983	HOME *	L	14-41
Sept. 22, 1984	Away	L	0-17
SEPT. 21, 1985	HOME	L	21-28

* Lone Star Conference game

ALL-TIME SERIES RECORDS

SUL ROSS STATE

Record: 29-7-1 (.797) • **Total Games Played:** 37 • **Streak:** W2
H: 13-1-1 • **A:** 14-6 • **N:** 2-0
Postseason: 0-0 • **Conference:** 19-4-1 • **LSC:** 18-3-1 • **TIAA:** 1-1

Date	Site	W/L	Score
Dec. 4, 1930	Away ^x	L	6-20
Oct. 31, 1931	Neutral ^x	W	19-0
Oct. 26, 1934	Neutral	W	19-0
Nov. 26, 1936	Away	L	7-13
Oct. 9, 1937	Away	W	12-7
OCT. 29, 1938	HOME	W	20-6
Oct. 6, 1939	Away	W	26-7
NOV. 2, 1946	HOME	W	12-7
Nov. 1, 1947	Away	W	19-6
OCT. 30, 1948	HOME	L	19-33
Oct. 29, 1949	Away	W	46-6
OCT. 28, 1950	HOME	W	14-13
Oct. 27, 1951	Away	W	33-14
OCT. 25, 1952	HOME	W	27-13
Oct. 24, 1953	Away	L	0-38
Oct. 23, 1954	Away [*]	W	9-0
OCT. 22, 1955	HOME[*]	W	26-7
Oct. 20, 1956	Away [*]	W	29-0
OCT. 19, 1957	HOME[*]	W	19-7
Oct. 18, 1958	Away [*]	W	7-0
Nov. 14, 1959	Away [*]	W	14-8
NOV. 12, 1960	HOME[*]	W	60-21
Nov. 11, 1961	Away [*]	W	12-6
NOV. 10, 1962	HOME[*]	W	41-0
Nov. 16, 1963	Away [*]	W	24-12
OCT. 31, 1964	HOME[*]	T	7-7
Oct. 30, 1965	Away [*]	L	13-24
OCT. 29, 1966	HOME[*]	W	23-0
Oct. 28, 1967	Away [*]	W	35-13
NOV. 2, 1968	HOME[*]	W	43-0
Nov. 1, 1969	Away [*]	L	12-13
OCT. 17, 1970	HOME[*]	W	27-0
Oct. 16, 1971	Away [*]	W	38-14
OCT. 14, 1972	HOME[*]	W	23-7
Oct. 13, 1973	Away [*]	L	7-10
OCT. 19, 1974	HOME[*]	W	43-13
Oct. 18, 1975	Away [*]	W	50-26

^x TIAA game

^{*} Lone Star Conference game

TARLETON

Record: 19-11 (.633) • **Total Games Played:** 30 • **Streak:** L2
H: 9-6 • **A:** 10-5 • **N:** 0-0
Postseason: 2-1 • **Conference:** 17-10 • **Overtime:** 0-1

Record including vacated wins: 22-11 (.667) • **Total Games Played:** 33 • **Streak:** L2
H: 11-6 • **A:** 11-5 • **N:** 0-0
Postseason: 2-1 • **Conference:** 20-10 • **Overtime:** 0-1

Date	Site (Opp. Rank)	W/L	Score
OCT. 31, 1970	HOME[*]	W	37-20
Oct. 30, 1971	Away [*]	W	13-7
OCT. 28, 1972	HOME[*]	W	33-7
Oct. 27, 1973	Away [*]	L	33-34
NOV. 2, 1974	HOME[*]	W	51-7
Nov. 1, 1975	Away [*]	W	28-0
OCT. 22, 1994	HOME[*]	W	61-24
Sept. 30, 1995	Away [*]	W	51-0
OCT. 5, 1996	HOME[*]	W	40-10
Oct. 4, 1997	Away [*]	W	43-14
OCT. 3, 1998	HOME[*]	W	42-7
Oct. 2, 1999	Away [*]	L	7-23
SEPT. 30, 2000	HOME[*]	W	31-19
Sept. 29, 2001	Away [*]	W	23-20
SEPT. 28, 2002	HOME[*]	W	23-15
Sept. 27, 2003	Away [*]	W	23-15
NOV. 22, 2003	HOME[§]	W	34-10
OCT. 1, 2005	HOME[*]	W	24-21
Oct. 7, 2006	Away [*]	L	0-23
OCT. 6, 2007	HOME[*]	L	21-31
Oct. 4, 2008	Away [*]	W	27-16
OCT. 3, 2009	HOME[*] (#11)	W	34-20
NOV. 14, 2009	HOME[§] (#12)	L (OT)	56-57
Oct. 23, 2010	Away [*]	W	13-10
OCT. 22, 2011	HOME[*]	L	34-41
Oct. 20, 2012	Away [*]	W	35-23
NOV. 2, 2013	HOME[*] (#RV)	L	20-45
Oct. 11, 2014	Away [*]	L	14-80
OCT. 10, 2015	HOME[*]	L	34-38
Nov. 7, 2015	Away@	W	43-25
Oct. 22, 2016	Away [*]	W	21-17
OCT. 21, 2017	HOME[*]	L	34-41
Oct. 20, 2018	Away [*] (#9)	L	21-59

^{*} Lone Star Conference game

[§] NCAA First Round (Kingsville, Texas)

@ LSC Playoffs

Note: Wins between 1996-98 were vacated

TEXAS A&M

Record: 0-5-1 (.000) • **Total Games Played:** 6 • **Streak:** L3
H: 0-2 • **A:** 0-3-1 • **N:** 0-2
Postseason: 0-0 • **Conference:** N/A

Date	Site	W/L	Score
Oct. 8, 1932	Away	L	0-14
Oct. 13, 1933	Neutral	L	0-17
Sept. 29, 1934	Away	T	14-14
Sept. 24, 1938	Away	L	0-52
Sept. 28, 1940	Away	L	0-26
Oct. 4, 1941	Neutral	L	0-41

ALL-TIME SERIES RECORDS

TEXAS A&M-COMMERCE

Record: 35-27 (.400) • **Total Games Played:** 62 • **Streak:** L7

H: 21-11 • **A:** 14-15 • **N:** 0-1

Postseason: 0-0 • **Conference:** 33-27 • **Overtime:** 1-2

Record including vacated wins: 38-27 (.585) • **Total Games Played:** 65 • **Streak:** L7

H: 22-11 • **A:** 16-15 • **N:** 0-1

Postseason: 0-0 • **Conference:** 36-27 • **Overtime:** 1-2

Chennault Cup Record (1992): 16-10 (.585) • **Total Games Played:** 26 • **Streak:** L7

H: 8-5 • **A:** 8-5 • **N:** 0-1 • **Overtime:** 1-2

Date	Site (Opp. Rank)	W/L	Score
NOV. 17, 1930	HOME	W	25-6
Oct. 17, 1931	Away	W	7-6
NOV. 6, 1954	HOME *	L	6-26
Nov. 5, 1955	Away *	L	7-14
NOV. 3, 1956	HOME *	W	27-14
Nov. 2, 1957	Away *	L	12-42
NOV. 1, 1958	HOME *	L	7-13
OCT. 1, 1959	HOME *	W	7-0
Oct. 8, 1960	Away *	L	6-14
OCT. 7, 1961	HOME *	W	22-6
Oct. 6, 1962	Away *	T	3-3
OCT. 12, 1963	HOME *	W	17-0
Oct. 17, 1964	Away *	W	20-9
OCT. 16, 1965	HOME *	W	26-12
Oct. 15, 1966	Away *	L	24-25
OCT. 14, 1967	HOME *	W	24-6
Oct. 19, 1968	Away *	L	27-35
OCT. 18, 1969	HOME *	W	28-14
Oct. 10, 1970	Away *	W	43-28
OCT. 9, 1971	HOME *	W	16-10
Oct. 7, 1972	Away *	L	17-29
OCT. 6, 1973	HOME *	L	7-28
Oct. 12, 1974	Away *	W	27-20
OCT. 11, 1975	HOME *	W	36-7
Oct. 9, 1976	Away *	W	37-0
Nov. 5, 1977	Away *	L	6-7
NOV. 4, 1978	HOME *	L	17-32
Nov. 3, 1979	Away *	L	0-3
NOV. 8, 1980	HOME *	W	14-7
Nov. 7, 1981	Away *	W	13-7
NOV. 6, 1982	HOME *	L	23-37
Nov. 5, 1983	Away *	L	24-35
OCT. 27, 1984	HOME *	W	29-23
Nov. 2, 1985	Away *	W	22-19
Oct. 18, 1986	Away *	W	42-0
OCT. 17, 1987	HOME *	W	42-20
Oct. 8, 1988	Away *	L	35-42
OCT. 7, 1989	HOME *	W	48-7
Oct. 6, 1990	Away *	L	6-26
OCT. 12, 1991	HOME *	L	22-24
Oct. 10, 1992	Away * ^c	W	17-10
OCT. 9, 1993	HOME * ^c	W	28-3
Oct. 8, 1994	Away * ^c	W	31-0
OCT. 7, 1995	HOME * ^c	W	37-18
Oct. 12, 1996	Away * ^c	W	35-28
OCT. 11, 1997	HOME * ^c	W	34-6
Oct. 10, 1998	Away * ^c	W	42-18
OCT. 9, 1999	HOME * ^c	L	10-14
Oct. 7, 2000	Away * ^c	W	7-0
OCT. 6, 2001	HOME * ^c	L	24-30
Oct. 12, 2002	Away * ^c	W	37-15
OCT. 11, 2003	HOME * ^c	W	31-7
Oct. 2, 2004	Away * ^c	W	31-13
SEPT. 9, 2006	HOME * ^c	W (OT)	20-17
Sept. 8, 2007	Away * ^c	L	7-24
OCT. 11, 2008	HOME * ^c	W	35-0
Oct. 10, 2009	Away * ^c	W	35-34
SEPT. 18, 2010	HOME * ^c	W	21-0
OCT. 1, 2011	HOME * ^c	W	39-21

Sept. 29, 2012	Away * ^c	L (OT)	14-21
OCT. 12, 2013	HOME * ^c	L	28-41
Sept. 20, 2014	Neutral * ^c @ (#RV)	L	20-55
SEPT. 19, 2015	HOME * ^c (#22/22)	L	17-37
Sept. 24, 2016	Away * ^c (#6/10)	L	36-38
SEPT. 23, 2017	HOME * ^c (#3)	L	7-38
Aug. 30, 2018	Away * ^c (#1)	L (2OT)	36-37

* Lone Star Conference game

^c Chennault Cup

@ LSC Football Festival at Cowboys Stadium (Arlington, Texas)

Note: Wins between 1996-98 were vacated

Formerly known as East Texas State

TEXAS A&M-CORPUS CHRISTI

Record: 9-2 (.818) • **Total Games Played:** 11 • **Streak:** W9

H: 8-0 • **A:** 1-2 • **N:** 0-0

Postseason: 0-0 • **Conference:** N/A

Date	Site	W/L	Score
Oct. 26, 1946	Away	L	0-20
Nov. 6, 1948	Away	L	0-13
NOV. 25, 1949	HOME	W	27-12
OCT. 2, 1954	HOME	W	32-6
SEPT. 10, 1957	HOME	W	38-0
SEPT. 13, 1958	HOME	W	37-14
SEPT. 12, 1959	HOME	W	14-3
OCT. 15, 1960	HOME	W	53-0
Sept. 16, 1961	Away	W	27-0
OCT. 13, 1962	HOME	W	27-6
SEPT. 28, 1963	HOME	W	45-22

Formerly known as University of Corpus Christi

TEXAS COLLEGE

Record: 1-0 (1.000) • **Total Games Played:** W • **Streak:** W1

H: 1-0 • **A:** 0-0 • **N:** 0-0

Postseason: 0-0 • **Conference:** N/A

Date	Site	W/L	Score
AUG. 27, 2005	HOME	W	60-6

TEXAS LUTHERAN

Record: 9-0-1 (.950) • **Total Games Played:** 10 • **Streak:** W9

H: 7-0-1 • **A:** 2-0 • **N:** 0-0

Postseason: 0-0 • **Conference:** N/A

Date	Site	W/L	Score
OCT. 5, 1929	HOME	W	23-6
SEPT. 29, 1930	HOME	T	6-6
SEPT. 26, 1931	HOME	W	38-0
SEPT. 15, 1951	HOME	W	37-7
Sept. 18, 1954	Away	W	20-0
SEPT. 24, 1955	HOME	W	33-13
SEPT. 15, 1956	HOME	W	33-13
Sept. 27, 1958	Away	W	26-8
SEPT. 26, 1959	HOME	W	33-6
OCT. 3, 1964	HOME	W	36-0

ALL-TIME SERIES RECORDS

TEXAS SOUTHERN

Record: 11-2 (.846) • **Total Games Played:** 13 • **Streak:** W5
H: 5-0 • **A:** 4-2 • **N:** 2-0
Postseason: 0-0 • **Conference:** N/A

Date	Site	W/L	Score
Sept. 9, 1972	Away	L	16-28
Sept. 4, 1976	Away	W	36-20
Oct. 1, 1977	Neutral	W	28-13
SEPT. 30, 1978	HOME	W	28-0
Sept. 29, 1979	Neutral	W	31-7
OCT. 4, 1980	HOME	W	33-14
Oct. 3, 1981	Away	W	31-13
Sept. 10, 1983	Away	L	0-2
SEPT. 29, 1984	HOME	W	17-13
Oct. 5, 1985	Away	W	45-7
SEPT. 6, 1986	HOME	W	48-27
Sept. 10, 1988	Away	W	29-6
SEPT. 9, 1989	HOME	W	34-17

TEXAS STATE

Record: 33-25-2 (.818) • **Total Games Played:** 60 • **Streak:** L1
H: 15-13-1 • **A:** 18-12-1 • **N:** 0-0
Postseason: 0-0 • **Conference:** 19-11

Date	Site	W/L	Score
NOV. 7, 1925	HOME	T	0-0
SEPT. 25, 1926	HOME	L	2-13
SEPT. 22, 1928	HOME	W	4-0
Oct. 12, 1929	Away	L	0-32
OCT. 10, 1931	HOME	W	7-0
Nov. 1, 1935	Away	W	7-0
Oct. 20, 1939	Away	T	0-0
OCT. 19, 1940	HOME	W	19-12
Oct. 17, 1941	Away	W	14-6
OCT. 4, 1946	HOME	L	0-28
Oct. 4, 1947	Away	W	19-13
OCT. 2, 1948	HOME	W	13-2
Oct. 1, 1949	Away	W	20-12
SEPT. 30, 1950	HOME	L	6-7
Sept. 29, 1951	Away	L	6-41
SEPT. 27, 1952	HOME	L	12-41
Sept. 26, 1953	Away	L	20-34
OCT. 9, 1954	HOME * +	L	16-21
Oct. 8, 1955	Away *	L	21-26
OCT. 6, 1956	HOME *	W	23-14
Oct. 5, 1957	Away *	W	16-0
OCT. 4, 1958	HOME *	W	22-0
NOV. 21, 1959	HOME *	W	20-0
Nov. 29, 1960	Away *	W	35-0
NOV. 18, 1961	HOME *	W	19-15
Nov. 17, 1962	Away *	W	28-7
NOV. 23, 1963	HOME *	L	6-20
Nov. 21, 1964	Away *	L	7-21
NOV. 20, 1965	HOME *	L	0-13
Nov. 19, 1966	Away *	L	3-9
NOV. 18, 1967	HOME *	W	23-21
Nov. 23, 1968	Away *	W	39-0
NOV. 22, 1969	HOME *	W	28-13
Nov. 21, 1970	Away *	W	42-2
NOV. 20, 1971	HOME *	L	24-29
Nov. 18, 1972	Away *	L	16-20
NOV. 17, 1973	HOME *	W	49-10
Nov. 23, 1974	Away *	W	14-0
NOV. 22, 1975	HOME *	W	28-8
Nov. 20, 1976	Away *	W	44-6
Nov. 19, 1977	Away *	W	21-10
NOV. 18, 1978	HOME *	W	48-21
Nov. 17, 1979	Away *	W	42-10
NOV. 22, 1980	HOME *	W	17-14
Nov. 21, 1981	Away	W	21-14

NOV. 20, 1982	HOME *	L	27-45
SEPT. 24, 1983	HOME *	L	0-28
Nov. 19, 1983	Away *	L	3-40
Sept. 9, 1984	Away	L	0-8
SEPT. 7, 1985	HOME	W	30-7
Sept. 5, 1987	Away	W	20-0
SEPT. 3, 1988	HOME	L	28-41
Sept. 2, 1989	Away	W	28-13
SEPT. 1, 1990	HOME	L	7-15
Sept. 7, 1991	Away	L	14-29
SEPT. 5, 1992	HOME	L	14-15
Sept. 4, 1993	Away	L	14-20
Sept. 1, 1994	Away	W	45-14
Sept. 14, 1995	Away	W	40-12
Sept. 7, 2002	Away	L	21-28

* Lone Star Conference Game
 Formerly known as Southwest Texas State
 + First game of newly formed Lone Star Conference

TEXAS WESLEYAN

Record: 2-0 (1.000) • **Total Games Played:** 2 • **Streak:** W2
H: 2-0 • **A:** 0-0 • **N:** 0-0
Postseason: 0-0 • **Conference:** N/A

Date	Site	W/L	Score
Nov. 29, 1945	Home	W	36-26
Sept. 8, 2018	Home	W	52-10

TRINITY

Record: 14-9-1 (.604) • **Total Games Played:** 24 • **Streak:** W1
H: 11-4 • **A:** 3-5-1 • **N:** 0-1
Postseason: 0-0 • **Conference:** N/A

Date	Site	W/L	Score
NOV. 18, 1938	HOME	W	26-19
SEPT. 23, 1950	HOME	L	7-20
Sept. 22, 1951	Away	L	7-34
OCT. 18, 1952	HOME	L	32-41
OCT. 17, 1953	HOME	L	12-19
Nov. 26, 1954	Away	L	6-41
OCT. 1, 1955	HOME	L	0-34
Sept. 22, 1956	Neutral	L	7-12
SEPT. 14, 1957	HOME	W	27-14
Sept. 20, 1958	Away	L	0-25
SEPT. 19, 1959	HOME	W	30-12
Sept. 17, 1960	Away	T	14-14
SEPT. 30, 1961	HOME	W	27-13
Sept. 22, 1962	Away	W	33-27
SEPT. 21, 1963	HOME	W	27-0
Sept. 19, 1964	Away	W	32-21
OCT. 2, 1965	HOME	W	15-6
OCT. 1, 1966	HOME	W	7-6
SEPT. 30, 1967	HOME	W	17-7
SEPT. 21, 1968	HOME	W	6-0
Sept. 20, 1969	Away	W	21-6
SEPT. 19, 1970	HOME	W	23-0
Sept. 18, 1971	Away	L	10-16
SEPT. 16, 1972	HOME	W	20-3

TROY

Record: 1-2 (.333) • **Total Games Played:** 3 • **Streak:** L1
H: 0-1 • **A:** 1-1 • **N:** 0-0
Postseason: 0-1 • **Conference:** N/A

Date	Site	W/L	Score
Dec. 14, 1968	Away !	L	35-43
Sept. 8, 1979	Away	W	7-6
SEPT. 13, 1980	HOME	L	6-14

! NAIA Championship (Montgomery, Ala.) • Formerly known as Troy State

ALL-TIME SERIES RECORDS

UC DAVIS

Record: 2-3 (.400) • **Total Games Played:** 5 • **Streak:** W1
H: 1-1 • **A:** 1-2 • **N:** 0-0
Postseason: 2-3 • **Conference:** N/A • **Overtime:** 1-0

Record including vacated wins: 3-3 (.500) • **Total Games Played:** 6 • **Streak:** W1
H: 2-1 • **A:** 1-2 • **N:** 0-0
Postseason: 3-3 • **Conference:** N/A • **Overtime:** 1-0

Date	Site	W/L	Score
Nov. 27, 1993	Away %	W	51-28
Nov. 23, 1996	Away \$	L	14-17
Nov. 22, 1997	Away \$	L	33-37
NOV. 21, 1998	HOME \$	W	54-21
NOV. 17, 2001	HOME \$	L	32-37
NOV. 30, 2002	HOME ^	W (OT)	27-20

\$ NCAA First Round (1996-97 - Davis, Calif.; 1998-2001 - Kingsville, Texas)

% NCAA Quarterfinals (Davis, Calif.)

^ NCAA Semifinals (Kingsville, Texas)

Note: Win on Nov. 21, 1998 was vacated

CENTRAL ARKANSAS

Record: 1-0 (1.000) • **Total Games Played:** 1 • **Streak:** W1
H: 1-0 • **A:** 0-0 • **N:** 0-0
Postseason: 1-0 • **Conference:** N/A

Date	Site	W/L	Score
DEC. 11, 1976	HOME ^	W	26-0

^ NAIA Semifinals (Kingsville, Texas)

CENTRAL OKLAHOMA

Record: 18-3-0 (.857) • **Total Games Played:** 21 • **Streak:** W6
H: 9-1 • **A:** 8-2 • **N:** 1-0
Postseason: 3-0 • **Conference:** 14-2 • **Overtime:** 0-0

Record including vacated wins: 21-3 (.875) • **Total Games Played:** 24 • **Streak:** W6
H: 11-1 • **A:** 9-2 • **N:** 1-0
Postseason: 3-0 • **Conference:** 16-2 • **Overtime:** 1-0

Date	Site	W/L	Score
Dec. 15, 1979	Neutral !	W	20-14
OCT. 13, 1984	HOME	W	20-18
Oct. 19, 1985	Away	L	21-28
OCT. 25, 1986	HOME	W	38-17
Oct. 10, 1987	Away *	W	21-15
OCT. 15, 1988	HOME *	W	35-0
Oct. 14, 1989	Away *	W	41-0
OCT. 13, 1990	HOME *	W	35-13
Oct. 19, 1991	Away *	W	23-13
OCT. 17, 1992	HOME *	W	36-12
Oct. 16, 1993	Away *	W	38-7
OCT. 15, 1994	HOME *	W	34-0
Oct. 14, 1995	Away *	W	27-21
OCT. 19, 1996	HOME *	W	35-7
SEPT. 13, 1997	HOME *	W	33-7
Sept. 12, 1998	Away *	L	9-38
Nov. 28, 1998	Away %	W (OT)	24-21
OCT. 14, 2000	HOME *	L	13-21
Oct. 13, 2001	Away *	W	35-21
NOV. 29, 2003	HOME %	W	49-6
OCT. 9, 2004	HOME *	W	41-31
Oct. 8, 2005	Away *	W	41-38
Sept. 13, 2008	Away *	W	41-6
SEPT. 12, 2009	HOME *	W	46-17

* Lone Star Conference Contest

% NCAA Quarterfinals (1998 - Edmond, Okla.; 2003 - Kingsville, Texas)

! NAIA Championship (McAllen, Texas)

Note: Wins between 1996-98 were vacated

HAWAII

Record: 2-0 (1.000) • **Total Games Played:** 2 • **Streak:** W2
H: 0-0 • **A:** 2-0 • **N:** 0-0
Postseason: 0-0 • **Conference:** N/A

Date	Site	W/L	Score
Sept. 13, 1975	Away	W	43-9
Sept. 18, 1976	Away	W	56-21

HOUSTON

Record: 1-2 (.333) • **Total Games Played:** 3 • **Streak:** L1
H: 1-0 • **A:** 0-2 • **N:** 0-0
Postseason: 0-0 • **Conference:** N/A

Date	Site	W/L	Score
Oct. 12, 1946	Away	L	0-34
OCT. 11, 1947	HOME	W	13-7
Sept. 18, 1948	Away	L	0-14

UL MONROE

Record: 1-0 (1.000) • **Total Games Played:** 1 • **Streak:** W1
H: 0-0 • **A:** 1-0 • **N:** 0-0
Postseason: 0-0 • **Conference:** N/A

Date	Site	W/L	Score
Sept. 25, 1954	Away	W	13-12

NEBRASKA KEARNEY

Record: 1-0 (1.000) • **Total Games Played:** 1 • **Streak:** W1
H: 0-0 • **A:** 1-0 • **N:** 0-0
Postseason: 1-0 • **Conference:** N/A

Date	Site	W/L	Score
Nov. 23, 2002	Away \$	W	58-40

\$ NCAA First Round (Kearney, Neb.)

NEVADA

Record: 1-1 (.500) • **Total Games Played:** 2 • **Streak:** L1
H: 0-0 • **A:** 1-1 • **N:** 0-0
Postseason: 0-2 • **Conference:** N/A

Date	Site	W/L	Score
Sept. 11, 1982	Away	W	42-34
Sept. 15, 1984	Away	L	35-61

NORTH ALABAMA

Record: 0-6 (.000) • **Total Games Played:** 6 • **Streak:** L6
H: 0-2 • **A:** 0-4 • **N:** 0-0
Postseason: 0-2 • **Conference:** N/A

Date	Site (Opp. Rank)	W/L	Score
Dec. 4, 1993	Away ^	L	25-27
Dec. 10, 1994	Away ! (#1)	L	10-16
SEPT. 21, 1996	HOME	L	7-24
Sept. 20, 1997	Away	L	12-17
OCT. 6, 2012	HOME	L	16-21
Oct. 19, 2013	Away	L	17-49

^ NCAA Semifinals (Florence, Ala.)

! NCAA Championship (Florence, Ala.)

ALL-TIME SERIES RECORDS

NORTH DAKOTA

Record: 2-1 (.667) • Total Games Played: 3 • Streak: L1
 H: 0-0 • A: 0-2 • N: 0-1
 Postseason: 0-0 • Conference: N/A

Date	Site	W/L	Score
Sept. 13, 1986	Away	W	67-44
Sept. 8, 1990	Neutral	W	26-23
Aug. 28, 2008	Away	L	14-40

NORTH TEXAS

Record: 1-0 (1.000) • Total Games Played: 1 • Streak: W1
 H: 0-0 • A: 1-0 • N: 0-0
 Postseason: 0-0 • Conference: N/A

Date	Site	W/L	Score
Sept. 22, 1934	Away	W	7-6

UT MARTIN

Record: 1-0 (1.000) • Total Games Played: 1 • Streak: W1
 H: 1-0 • A: 0-0 • N: 0-0
 Postseason: 1-0 • Conference: N/A

Date	Site	W/L	Score
NOV. 26, 1988	HOME %	W	34-15

% NCAA Quarterfinals (Kingsville, Texas)

UT ARLINGTON

Record: 1-1 (.500) • Total Games Played: 2 • Streak: L1
 H: 1-0 • A: 0-1 • N: 0-0
 Postseason: 0-0 • Conference: N/A

Date	Site	W/L	Score
OCT. 17, 1959	HOME	W	29-18
Sept. 25, 1965	Away	L	7-25

TEXAS

Record: 0-1 (.000) • Total Games Played: 1 • Streak: L1
 H: 0-0 • A: 0-1 • N: 0-0
 Postseason: 0-0 • Conference: N/A

Date	Site	W/L	Score
Sept. 28, 1935	Away	L	6-28

UTEP

Record: 1-0 (1.000) • Total Games Played: 1 • Streak: W1
 H: 1-0 • A: 0-0 • N: 0-0
 Postseason: 0-0 • Conference: N/A

Date	Site	W/L	Score
SEPT. 12, 1981	HOME	W	37-15

UT PERMIAN BASIN

Record: 3-0 (1.000) • Total Games Played: 3 • Streak: W3
 H: 2-0 • A: 1-0 • N: 0-0
 Postseason: 0-0 • Conference: N/A

Date	Site	W/L	Score
OCT. 15, 2016	HOME *	W	56-7
Oct. 14, 2017	Away *	W	47-21
NOV. 10, 2018	HOME *	W	24-21

* Lone Star Conference game

UTRGV

Record: 3-1 (.750) • Total Games Played: 4 • Streak: W2
 H: 2-1 • A: 1-0 • N: 0-0
 Postseason: 0-0 • Conference: N/A

Date	Site	W/L	Score
OCT. 22, 1927	HOME	W	14-0
DEC. 31, 1928	HOME	L	0-13
Nov. 28, 1929	Away	W	20-12
OCT. 7, 1930	HOME	W	40-6

Formerly known as Edinburg College, Edinburg JC and UT Pan American

INCARNATE WORD

Record: 2-1 (.667) • Total Games Played: 3 • Streak: L1
 H: 0-0 • A: 0-2 • N: 0-1
 Postseason: 0-0 • Conference: N/A

Date	Site	W/L	Score
Sept. 25, 2010	Away *	W	37-9
Oct. 15, 2011	Away *	W	41-38
OCT. 13, 2012	HOME *	W	20-17
Sept. 5, 2015	Away	L	16-18
Sept. 3, 2016	Away	W	31-22

* Lone Star Conference game

WEST ALABAMA

Record: 1-2 (.333) • Total Games Played: 3 • Streak: L2
 H: 0-2 • A: 1-0 • N: 0-0
 Postseason: 0-0 • Conference: N/A

Date	Site	W/L	Score
Sept. 10, 1977	Away	W	21-13
SEPT. 9, 1978	HOME	L	2-6
SEPT. 26, 2015	HOME	L	22-31

Formerly known as Livingston University

WILLIAM JEWELL

Record: 1-0 (1.000) • Total Games Played: 3 • Streak: L2
 H: 1-0 • A: 0-0 • N: 0-0
 Postseason: 0-0 • Conference: N/A

Date	Site	W/L	Score
NOV. 11, 2017	HOME	W	38-34

UW PLATTEVILLE

Record: 1-0 (1.000) • Total Games Played: 1 • Streak: W1
 H: 1-0 • A: 0-0 • N: 0-0
 Postseason: 1-0 • Conference: N/A

Date	Site	W/L	Score
NOV. 28, 1970	HOME ^	W	16-0

^ NAIA Semifinals (Kingsville, Texas)

VALDOSTA STATE

Record: 0-2 (.000) • Total Games Played: 2 • Streak: L2
 H: 0-1 • A: 0-1 • N: 0-0
 Postseason: 0-0 • Conference: N/A

Date	Site	W/L	Score
Dec. 6, 2002	Away ^	L	12-21
Nov. 1, 2012	Home (#24)	L	31-38

^ NCAA Semifinals (Valdosta, Ga.)

ALL-TIME SERIES RECORDS

VICTORIA JUNIOR COLLEGE

Record: 5-0 (1.000) • Total Games Played: 5 • Streak: W5
 H: 3-0 • A: 2-0 • N: 0-0
 Postseason: 0-0 • Conference: N/A

Date	Site	W/L	Score
1925 ^u	Away	W	31-7
OCT. 30, 1926	HOME	W	19-0
OCT. 8, 1927	HOME	W	39-0
OCT. 3, 1931	HOME	W	38-0
Sept. 25, 1936	Away	W	26-0

^uExact date unknown

WEST TEXAS A&M

Record: 14-15-1 (.483) • Total Games Played: 30 • Streak: L1
 H: 7-6-1 • A: 7-7 • N: 2-0
 Postseason: 0-1 • Conference: 13-12 • Overtime: 1-0

Record including vacated wins: 18-15-1 (.516) • Total Games Played: 34 • Streak: L1
 H: 9-6-1 • A: 9-7 • N: 0-2
 Postseason: 0-1 • Conference: 17-12 • Overtime: 1-0

Date	Site	W/L	Score
NOV. 30, 1939	HOME	T	0-0
Nov. 23, 1940	Away	L	6-26
NOV. 22, 1941	HOME	W	39-7
Nov. 28, 1985	Away	L	17-37
NOV. 1, 1986	HOME *	L	49-54
Oct. 31, 1987	Away *	W	44-20
OCT. 22, 1988	HOME *	W	32-7
Oct. 21, 1989	Away *	W	39-3
OCT. 20, 1990	HOME *	W	21-16
Oct. 21, 1995	Away *	W	55-17
OCT. 26, 1996	HOME *	W	21-0
Oct. 25, 1997	Away *	W	33-0
OCT. 24, 1998	HOME *	W	43-21
Oct. 23, 1999	Away *	W	35-14
OCT. 21, 2000	HOME *	L	3-13
Oct. 20, 2001	Away *	W	33-17
OCT. 26, 2002	HOME *	W	49-7
Oct. 25, 2003	Away *	W	38-13
SEPT. 25, 2004	HOME *	W	69-21
Sept. 24, 2005	Away *	L	20-28
SEPT. 30, 2006	HOME *	L	31-51
Sept. 29, 2007	Away *	L	3-36
SEPT. 27, 2008	HOME *	L	35-55
Sept. 26, 2009	Away *	W (OT)	23-17
OCT. 16, 2010	HOME * (#7)	W	28-24
Sept. 17, 2011	Neutral * @ (#RV)	L	21-42
Sept. 15, 2012	Neutral * @ (#RV)	L	10-40
SEPT. 28, 2013	HOME * (#4)	L	7-69
Oct. 25, 2014	Away *	L	21-48
OCT. 24, 2015	HOME *	L	14-24
Nov. 14, 2015	Away ^P	L	45-51
Oct. 8, 2016	Away *	W	51-34
OCT. 7, 2017	HOME *	W	37-9
Nov. 3, 2018	Away *	L	31-35

* Lone Star Conference Contest
 @ LSC Football Festival at Cowboys Stadium (Arlington, Texas)
^P LSC Playoffs (Canyon, Texas)

WESTERN NEW MEXICO

Record: 3-1 (.750) • Total Games Played: 4 • Streak: W1
 H: 3-0 • A: 0-1 • N: 0-0
 Postseason: 0-0 • Conference: 2-1

Date	Site	W/L	Score
OCT. 16, 1976	HOME	W	63-2
NOV. 5, 2016	HOME *	W	28-13
Nov. 4, 2017	Away *	L	23-35
OCT. 27, 2019	HOME *	W	37-34

* Lone Star Conference game

WESTERN OREGON

Record: 1-3 (.250) • Total Games Played: 4 • Streak: L3
 H: 1-2 • A: 0-1 • N: 0-0
 Postseason: 1-0 • Conference: N/A

Date	Site	W/L	Score
NOV. 29, 1975	HOME ^	W	37-0
Sept. 16, 2006	Away	L	10-36
SEPT. 15, 2007	HOME	L	14-22
OCT. 6, 2018	HOME	L	7-13

^ NAIA Semifinals (Kingsville, Texas)
 Formerly known as Oregon College

WESTERN STATE COLORADO

Record: 4-0 (1.000) • Total Games Played: 4 • Streak: W4
 H: 4-0 • A: 0-0 • N: 0-0
 Postseason: 4-0 • Conference: N/A

Date	Site	W/L	Score
DEC. 4, 1976	HOME ^	W	57-14
DEC. 1, 1979	HOME %	W	38-14
NOV. 21, 1992	HOME \$	W	22-13
NOV. 19, 1994	HOME \$	W	43-7

^ NAIA Semifinals (Kingsville, Texas)
 % NAIA Quarterfinals (Kingsville, Texas)
 \$ NCAA First Round (Kingsville, Texas)

WESTMORELAND COUNTY CC

Record: 1-0 (1.000) • Total Games Played: 1 • Streak: W1
 H: 1-0 • A: 0-0 • N: 0-0
 Postseason: 0-0 • Conference: N/A

Date	Site	W/L	Score
OCT. 24, 1936	HOME	W	48-0

WOFFORD

Record: 1-0 (1.000) • Total Games Played: 1 • Streak: W1
 H: 0-0 • A: 1-0 • N: 0-0
 Postseason: 1-0 • Conference: N/A

Date	Site	W/L	Score
Dec. 12, 1970	Away !	W	38-7

! NAIA Championship (Greenville, S.C.)

ALL-TIME SERIES AT A GLANCE

Opponent	Overall*			Home*			Away*			Neutral*			Conference*			Streak	First Meeting	Last Meeting
	W	L	T	W	L	T	W	L	T	W	L	T	W	L	T			
23rd Infantry	1	0	0	1	0	0	-	-	-	-	-	-	-	-	-	W1	Oct. 8, 1938	---
A&M-Commerce	35	27	0	21	11	0	14	15	0	0	1	0	33	27	0	L7	Nov. 17, 1930	Aug. 30, 2018
Abilene Christian	28	15	1	16	7	1	12	8	0	-	-	-	25	14	1	W1	Nov. 11, 1932	Sept. 8, 2012
Angelo State	29	19	0	16	7	0	13	12	0	-	-	-	26	19	0	L6	Oct. 5, 1968	Sept. 15, 2018
Arizona State	1	0	0	-	-	-	1	0	0	-	-	-	-	-	-	W1	Sept. 26, 1941	---
Arkansas Tech	1	0	0	-	-	-	-	-	-	1	0	0	-	-	-	W1	Dec. 31, 1960	---
Austin College	3	3	0	2	1	0	1	2	0	-	-	-	3	1	0	W1	Nov. 27, 1948	Nov. 14, 1953
Baylor	0	1	0	-	-	-	0	1	0	-	-	-	-	-	-	L1	Oct. 5, 1935	---
Breckenridge	1	0	0	1	0	0	-	-	-	-	-	-	-	-	-	W1	Oct. 10, 1925	---
Brownsville JC	1	0	0	1	0	0	-	-	-	-	-	-	-	-	-	W1	Nov. 5, 1929	---
Cal State Los Angeles	0	1	0	-	-	-	0	1	0	-	-	-	-	-	-	L1	Sept. 24, 1966	---
Cameron	9	0	0	6	0	0	3	0	0	-	-	-	5	0	0	W9	Nov. 30, 1974	Oct. 3, 1992
Carswell AFB	0	1	0	0	1	0	-	-	-	-	-	-	-	-	-	L1	Nov. 10, 1951	---
Central Arkansas	1	0	0	1	0	0	-	-	-	-	-	-	-	-	-	W1	Dec. 11, 1976	---
Central Oklahoma	18	3	0	9	1	0	8	2	0	1	0	0	14	2	0	W6	Dec. 15, 1979	Sept. 12, 2009
Central State	0	2	0	0	1	0	0	1	0	-	-	-	-	-	-	L2	Oct. 2, 1993	Oct. 1, 1994
Central Washington	3	1	0	2	1	0	1	0	0	-	-	-	-	-	-	L1	Sept. 2, 2011	Sept. 2, 2017
Concordia (Minn.)	1	0	0	1	0	0	-	-	-	-	-	-	-	-	-	W1	Dec. 13, 1969	---
Colorado Mesa	1	0	0	1	0	0	-	-	-	-	-	-	-	-	-	W1	Sept. 13, 2014	---
Daniel Baker	8	0	1	7	0	1	1	0	0	-	-	-	-	-	-	W8	Nov. 22, 1930	Oct. 21, 1950
Delta State	1	0	0	1	0	0	-	-	-	-	-	-	-	-	-	W1	Aug. 29, 2009	---
Dixie State	1	0	0	-	-	-	1	0	0	-	-	-	-	-	-	W1	Oct. 13, 1934	---
East Central	14	3	0	11	-	0	4	0	0	-	-	-	6	1	0	W3	Oct. 25, 1941	Sept. 11, 2010
East Texas Baptist	2	0	0	1	0	0	1	0	0	-	-	-	-	-	-	W2	Oct. 25, 1947	Oct. 23, 1948
Eastern New Mexico	20	10	0	13	2	0	7	8	0	-	-	-	20	9	0	L2	Nov. 23, 1985	Sept. 22, 2018
Emporia State	0	1	0	-	-	-	-	-	-	0	1	0	-	-	-	L1	Nov. 25, 2012	---
Fort Brown	3	0	0	2	0	0	1	0	0	-	-	-	-	-	-	W3	Oct. 4, 1926	Oct. 17, 1928
Fort Hays State	1	0	0	1	0	0	-	-	-	-	-	-	-	-	-	W1	Nov. 18, 1995	---
Fort Sam Houston	3	1	0	2	0	0	1	1	0	-	-	-	-	-	-	L1	Oct. 23, 1926	Oct. 4, 1952
Grand Valley State	0	1	0	0	1	0	-	-	-	-	-	-	-	-	-	L1	Dec. 6, 2003	---
Hardin-Simmons	0	2	0	-	-	-	0	2	0	-	-	-	-	-	-	L2	Nov. 11, 1935	Nov. 20, 1936
Harding ^A	0	0	0	0	0	0	0	0	0	-	-	-	-	-	-	---	Sept. 27, 1997	Sept. 26, 1998
Hawai'i	2	0	0	-	-	-	2	0	0	-	-	-	-	-	-	W2	Sept. 13, 1975	Sept. 18, 1976
Henderson State	1	0	0	1	0	0	-	-	-	-	-	-	-	-	-	W1	Dec. 14, 1974	---
Heroico (Mexico)	1	0	0	-	-	-	-	-	-	1	0	0	-	-	-	W1	Nov. 29, 1952	---
Hillsdale	1	0	0	1	0	0	-	-	-	-	-	-	-	-	-	W1	Dec. 5, 1959	---
Houston	1	2	0	1	0	0	0	2	0	-	-	-	-	-	-	L1	Oct. 12, 1946	Sept. 18, 1948
Howard Payne	30	10	0	17	4	0	13	6	0	-	-	-	30	9	0	W3	Sept. 21, 1946	Oct. 11, 1986
Humboldt State	0	1	0	0	1	0	-	-	-	-	-	-	-	-	-	L1	Sept. 6, 2014	---
Idaho State	1	0	0	-	-	-	1	0	0	-	-	-	-	-	-	W1	Sept. 12, 1987	---
Incarinate Word	2	1	0	1	0	0	0	4	0	-	-	-	-	-	-	L1	Sept. 25, 2010	Sept. 3, 2016
Jacksonville State	1	1	0	1	0	0	0	1	0	-	-	-	-	-	-	W1	Sept. 8, 1973	Sept. 14, 1974
Kelly Field	1	0	0	1	0	0	-	-	-	-	-	-	-	-	-	W1	Oct. 15, 1932	---
Kingsville Firemen	1	1	0	1	1	0	-	-	-	-	-	-	-	-	-	W1	Oct. 16, 1925	Nov. 26, 1925
Lackland AFB	1	0	0	1	0	0	-	-	-	-	-	-	-	-	-	W1	Sept. 26, 1964	---
Lamar	13	3	1	5	2	1	8	1	0	-	-	-	6	3	1	W4	Oct. 17, 1935	Oct. 3, 1987
Lenoir-Rhyne	1	0	0	-	-	-	-	-	-	1	0	0	-	-	-	W1	Dec. 12, 1959	---
Lindenwood	0	1	0	0	1	0	-	-	-	-	-	-	-	-	-	L1	Oct. 8, 2011	---
Long Beach State	2	1	0	1	0	0	1	1	0	-	-	-	-	-	-	L1	Sept. 27, 1968	Oct. 1, 1983
McAllen High	1	0	0	-	-	-	1	0	0	-	-	-	-	-	-	W1	Nov. 13, 1925	---
McMurry	13	7	1	7	3	0	4	4	1	2	0	0	7	5	1	W1	Nov. 26, 1932	Nov. 15, 2014
McNeese State	2	2	0	1	0	0	1	2	0	-	-	-	-	-	-	L2	Sept. 17, 1966	Sept. 11, 1999
Mexico City College	1	0	0	-	-	-	-	-	-	1	0	0	-	-	-	W1	Nov. 28, 1952	---
Midwestern State	4	14	0	3	6	0	1	8	0	-	-	-	4	14	0	L8	Oct. 18, 1997	Oct. 13, 2018
Minot State	1	0	0	1	0	0	-	-	-	-	-	-	-	-	-	W1	Sept. 10, 2011	---
Mississippi College	1	3	0	1	2	0	0	1	0	-	-	-	-	-	-	L3	Nov. 19, 1988	Sept. 11, 1993
Missouri Western State	1	0	0	1	0	0	-	-	-	-	-	-	-	-	-	W1	Nov. 17, 1984	---
Missouri S&T	1	0	0	1	0	0	-	-	-	-	-	-	-	-	-	W1	Sept. 12, 2015	---
Montana State	0	1	0	-	-	-	0	1	0	-	-	-	-	-	-	L1	Sept. 23, 1978	---
Monterrey Tech	1	0	0	-	-	-	1	0	0	-	-	-	-	-	-	W1	Sept. 21, 1974	---
University of Mexico	5	0	0	-	-	-	3	0	0	2	0	0	-	-	-	W5	Nov. 20, 1937	Nov. 22, 1958
NAS Corpus Christi	1	0	0	1	0	0	-	-	-	-	-	-	-	-	-	W1	Nov. 8, 1947	---
Nebraska-Kearney	1	0	0	-	-	-	1	0	0	-	-	-	-	-	-	W1	Nov. 23, 2002	---
Nevada	1	1	0	-	-	-	1	1	0	-	-	-	-	-	-	L1	Sept. 11, 1982	Sept. 15, 1984
New Mexico Highlands	3	0	0	3	0	0	-	-	-	-	-	-	-	-	-	W3	Nov. 29, 1969	Sept. 29, 2018
Nicholls State	3	0	0	2	0	0	1	0	0	-	-	-	-	-	-	W3	Aug. 31, 1991	Sept. 20, 2003
North Alabama	0	6	0	0	2	0	0	4	0	-	-	-	-	-	-	L6	Dec. 4, 1993	Oct. 19, 2013
North Dakota	2	1	0	-	-	-	0	2	0	0	1	0	-	-	-	L1	Sept. 13, 1986	Aug. 28, 2008
North Dakota State	0	3	0	-	-	-	0	3	0	-	-	-	-	-	-	L3	Sept. 7, 1996	Aug. 31, 2000
North Texas	1	0	0	-	-	-	1	0	0	-	-	-	-	-	-	W1	Sept. 22, 1934	---

ALL-TIME SERIES AT A GLANCE

Opponent	Overall*			Home*			Away*			Neutral*			Conference*			First Meeting	Last Meeting	
	W	L	T	W	L	T	W	L	T	W	L	T	W	L	T			
Northeastern State	6	1	0	3	0	0	3	1	0	-	-	-	6	1	0	W6	Sept. 4, 1999	Sept. 19, 2009
Northern Arizona	1	1	0	1	0	0	0	1	0	-	-	-	-	-	-	W1	Sept. 6, 1980	Sept. 5, 1981
Northern State	1	0	0	1	0	0	-	-	-	-	-	-	-	-	-	W1	Nov. 30, 1968	---
Northwest Missouri State	1	3	0	0	1	0	1	2	0	-	-	-	-	-	-	L1	Dec. 5, 1998	Nov. 27, 2010
Oklahoma Panhandle State	1	0	0	-	-	-	1	0	0	-	-	-	-	-	-	W1	Nov. 12, 2017	---
Peacock Military Academy	1	0	0	1	0	0	-	-	-	-	-	-	-	-	-	W1	Sept. 13, 1926	---
Pittsburg State	0	1	0	0	1	0	-	-	-	-	-	-	-	-	-	L1	Dec. 2, 1995	---
Portland State	9	5	0	5	1	0	4	4	0	-	-	-	-	-	-	L1	Sept. 24, 1988	Sept. 4, 2003
Prairie View A&M	3	0	0	2	0	0	1	0	0	-	-	-	-	-	-	W3	Sept. 28, 1991	Sept. 14, 2002
Randolph Field	2	0	0	2	0	0	-	-	-	-	-	-	-	-	-	W2	Sept. 29, 1933	Oct. 1, 1938
Rice	0	6	0	-	-	-	0	5	0	0	1	0	-	-	-	L6	Sept. 19, 1931	Nov. 2, 1940
Rice ^B	0	1	0	-	-	-	0	1	0	-	-	-	-	-	-	L1	Oct. 18, 1930	---
Saginaw Valley State	1	0	0	1	0	0	-	-	-	-	-	-	-	-	-	W1	Sept. 20, 1980	---
Salem International	1	0	0	1	0	0	-	-	-	-	-	-	-	-	-	W1	Dec. 13, 1975	---
Sam Houston State	27	24	0	13	11	0	13	13	0	1	0	0	18	13	0	L2	Nov. 24, 1928	Sept. 23, 2000
San Jose State	1	2	0	-	-	-	1	2	0	-	-	-	-	-	-	L1	Sept. 18, 1939	Sept. 19, 1941
Schreiner	7	6	1	3	3	0	2	2	1	2	1	0	-	-	-	W1	Nov. 20, 1925	Oct. 16, 1926
Slippery Rock	1	0	0	1	0	0	-	-	-	-	-	-	-	-	-	W1	Sept. 11, 1976	---
Simon Fraser	2	0	0	1	0	0	1	0	0	-	-	-	-	-	-	W2	Sept. 10, 2016	Sept. 9, 2017
Southeastern Oklahoma State	6	0	0	4	0	0	2	0	0	-	-	-	5	0	0	W6	Sept. 16, 2000	Nov. 13, 2010
Southern Arkansas	1	0	0	-	-	-	-	-	-	1	0	0	-	-	-	W1	Dec. 3, 2016	---
Southern Illinois	1	0	0	1	0	0	-	-	-	-	-	-	-	-	-	W1	Sept. 15, 1962	---
Southern Methodist	0	1	0	-	-	-	0	1	0	-	-	-	-	-	-	L1	Oct. 3, 1936	---
Southwestern	3	2	1	2	1	0	1	1	1	-	-	-	1	0	0	W2	Nov. 16, 1929	Nov. 11, 1950
Southwestern Oklahoma State	2	3	0	0	2	0	2	1	0	-	-	-	2	3	0	W1	Sept. 9, 2000	Oct. 30, 2010
St. Edward's	2	1	0	1	1	0	1	0	0	-	-	-	-	-	-	W1	Nov. 22, 1935	Nov. 24, 1939
St. Mary's	6	4	1	2	2	1	4	2	0	-	-	-	-	-	-	W4	Sept. 6, 1926	Nov. 15, 1941
Stephen F. Austin	29	12	1	18	5	0	11	7	1	-	-	-	22	8	0	L4	Nov. 12, 1928	Sept. 21, 1985
Sul Ross State	29	7	1	13	1	1	14	6	0	2	0	0	19	4	1	W2	Dec. 4, 1930	Oct. 19, 1975
Tarleton	19	11	0	9	6	0	10	5	0	-	-	-	17	10	0	L2	Oct. 31, 1970	Oct. 20, 2018
Texas	0	1	0	-	-	-	0	1	0	-	-	-	-	-	-	L1	Sept. 28, 1935	---
Texas A&M	0	5	1	-	-	-	0	3	1	0	2	0	-	-	-	L3	Oct. 8, 1932	Oct. 4, 1941
Texas A&M-Corpus Christi	9	2	0	8	0	0	1	2	0	-	-	-	-	-	-	W9	Oct. 26, 1946	Sept. 28, 1963
Texas College	1	0	0	1	0	0	-	-	-	-	-	-	-	-	-	W1	Aug. 27, 2005	---
Texas Lutheran	9	0	1	7	0	1	2	0	0	-	-	-	-	-	-	W9	Oct. 5, 1929	Oct. 3, 1964
Texas Southern	11	2	0	5	0	0	4	2	0	2	0	0	-	-	-	W5	Sept. 9, 1972	Sept. 9, 1989
Texas State	33	25	2	15	13	1	18	12	1	-	-	-	19	11	0	L1	Nov. 7, 1925	Sept. 7, 2002
Texas Wesleyan	2	0	0	2	0	0	-	-	-	-	-	-	-	-	-	W2	Nov. 29, 1945	Sept. 8, 2018
Trinity	14	9	1	11	4	0	3	5	1	0	1	0	-	-	-	W1	Nov. 18, 1938	Sept. 16, 1972
Troy	1	2	0	0	1	0	0	1	1	-	-	-	-	-	-	L1	Dec. 14, 1968	Sept. 13, 1980
UC Davis	2	3	0	1	1	0	1	2	0	-	-	-	-	-	-	W1	Nov. 27, 1993	Nov. 30, 2002
UL Monroe	1	0	0	-	-	-	1	0	0	-	-	-	-	-	-	W1	Sept. 25, 1954	---
UT Arlington	1	1	0	1	0	0	0	1	0	-	-	-	-	-	-	L1	Oct. 17, 1959	Sept. 25, 1965
UT Martin	1	0	0	1	0	0	-	-	-	-	-	-	-	-	-	W1	Nov. 26, 1988	---
UT Permian Basin	3	0	0	2	0	0	1	0	0	-	-	-	-	-	-	W3	Oct. 15, 2016	Nov. 10, 2018
UTEP	1	0	0	1	0	0	-	-	-	-	-	-	-	-	-	W1	Sept. 12, 1981	---
UTRGV	3	1	0	2	1	0	1	0	0	-	-	-	-	-	-	W2	Oct. 22, 1927	Oct. 7, 1930
UW Platteville	1	0	0	1	0	0	-	-	-	-	-	-	-	-	-	W1	Nov. 28, 1970	---
West Alabama	1	2	0	0	2	0	1	0	0	-	-	-	-	-	-	L2	Sept. 10, 1977	Sept. 26, 2015
William Jewell	1	0	0	1	0	0	-	-	-	-	-	-	-	-	-	L2	Nov. 11, 2017	---
Valdosta State	0	2	0	0	1	0	0	1	0	-	-	-	-	-	-	L2	Dec. 6, 2002	Nov. 1, 2012
Victoria JC	5	0	0	3	0	0	2	0	0	-	-	-	-	-	-	W5	1925 ^U	Sept. 25, 1936
West Texas A&M	14	15	1	7	6	1	7	7	0	2	0	0	13	12	0	L1	Nov. 30, 1939	Nov. 3, 2018
Western New Mexico	3	1	0	3	0	0	0	1	0	-	-	-	2	1	0	W1	Oct. 16, 1976	Oct. 27, 2018
Western Oregon	1	3	0	1	2	0	0	1	0	-	-	-	-	-	-	L3	Nov. 29, 1975	Oct. 6, 2018
Western State Colorado	4	0	0	4	0	0	-	-	-	-	-	-	-	-	-	W4	Dec. 4, 1976	Nov. 19, 1994
Westmoreland County CC	1	0	0	1	0	0	-	-	-	-	-	-	-	-	-	W1	Oct. 24, 1936	---
Wofford	1	0	0	-	-	-	1	0	0	-	-	-	-	-	-	W1	Dec. 12, 1970	---

* Records do not include wins vacated due to NCAA violations

^A Played Harding twice in program history, both wins vacated

^B Rice University 'B' team

^U Exact date of first meeting unknown

ALL-TIME RECORDS // PASSING

AT A GLANCE

YARDS	Yds	Year
GAME	457	1 Billy Garza 2008
..... Abel Gonzalez	2711	2 Billy Garza 2009
..... vs UC Davis, 11/17/01	2702	3 Myles Carr 2016
SEASON	2787	4 Nate Poppell 2010
..... Billy Garza	2570	5 Abel Gonzalez 2001
..... 2008	2529	6 Daniel Taylor 2004
CAREER	5996	7 Daniel Taylor 2003
..... Karl Douglas	2347	8 Koy Detmer Jr. 2018
..... 1967-70	2293	9 Myles Carr 2015
	2225	10 Richard Ritchie..... 1976

ATTEMPTS	Yds	Years
GAME	65	1 Karl Douglas 1967-70
..... Bryan Ehrlich	5905	2 Abel Gonzalez 1999-02
..... vs Emporia State, 11/25/12	5616	3 Nate Poppell 2009-12
SEASON	390	4 Billy Garza 2008-09
..... Nate Poppell	5381	5 Richard Ritchie..... 1973-76
..... 2010	5021	6 Daniel Taylor 2003-04
CAREER	819	7 Myles Carr 2015-16
..... Nate Poppell	4853	8 Darcy Davis 1984-87
..... 2008-12	4350	9 Randy Johnson..... 1962-65
	4246	10 Oktay Basci 1994-97

COMPLETIONS	Att	Year
GAME	36	1 Nate Poppell 2010
..... Bryan Ehrlich	370	2 Billy Garza 2008
..... vs Emporia State, 11/25/12	370	3 Billy Garza 2009
SEASON	237	4 Koy Detmer Jr. 2018
..... Nate Poppell	328	5 Abel Gonzalez 2001
..... 2010	318	6 Jeremy Heatley..... 2006
CAREER	490	7 Myles Carr 2016
..... Nate Poppell	307	8 Cade Dyal 2017
..... 2008-12	290	9 Daniel Taylor 2003
	289	10 Daniel Taylor 2015

TOUCHDOWNS	Att	Year
GAME	5	1 Nate Poppell 2010
..... David Garza	370	2 Billy Garza 2008
..... vs Eastern New Mexico, 10/27/07	370	3 Billy Garza 2009
SEASON	31	4 Koy Detmer Jr. 2018
..... Myles Carr	328	5 Abel Gonzalez 2001
..... 2016	318	6 Jeremy Heatley..... 2006
CAREER	54	7 Myles Carr 2016
..... Karl Douglas	307	8 Cade Dyal 2017
..... 1967-70	290	9 Daniel Taylor 2003
	289	10 Daniel Taylor 2015

PASSING YARDS	Yds	Year
SEASON	390	1 Karl Douglas 1967-70
..... Nate Poppell	5905	2 Abel Gonzalez 1999-02
..... 2010	5616	3 Nate Poppell 2009-12
CAREER	819	4 Billy Garza 2008-09
..... Nate Poppell	5381	5 Richard Ritchie..... 1973-76
..... 2008-12	5021	6 Daniel Taylor 2003-04
	4995	7 Myles Carr 2015-16
	4853	8 Darcy Davis 1984-87
	4350	9 Randy Johnson..... 1962-65
	4246	10 Oktay Basci 1994-97

PASS ATTEMPTS	Att	Year
SEASON	390	1 Nate Poppell 2010
..... Billy Garza	370	2 Billy Garza 2008
..... 2008-12	370	3 Billy Garza 2009
CAREER	490	4 Koy Detmer Jr. 2018
..... Nate Poppell	328	5 Abel Gonzalez 2001
..... 2010	318	6 Jeremy Heatley..... 2006
	315	7 Myles Carr 2016
	307	8 Cade Dyal 2017
	290	9 Daniel Taylor 2003
	289	10 Daniel Taylor 2015

PASS COMPLETIONS	Comp	Year
SEASON	237	1 Nate Poppell 2010
..... Nate Poppell	370	2 Billy Garza 2008
..... 2010	370	3 Billy Garza 2009
CAREER	490	4 Koy Detmer Jr. 2018
..... Nate Poppell	328	5 Abel Gonzalez 2001
..... 2010	318	6 Jeremy Heatley..... 2006
	315	7 Myles Carr 2016
	307	8 Cade Dyal 2017
	290	9 Daniel Taylor 2003
	289	10 Daniel Taylor 2015

300-YARD GAMES	Yds	Name	Opponent	Date
457	Abel Gonzalez	UC Davis	11/17/01	
418	Bryan Ehrlich	Emporia State	11/25/12	
415	Bryan Ehrlich	Midwestern State	9/22/12	
389	Billy Garza	at Angelo State	11/8/08	
376	Myles Carr	at A&M-Commerce	9/24/16	
373	Dan Ramirez	at Incarnate Word	10/15/11	
372	Nate Poppell	at Abilene Christian	9/8/12	
368	Billy Garza	at Northeastern State	9/20/08	
367	Cade Dyal	at UT Permian Basin	10/14/17	
353	Cory Miles	Angelo State	11/5/05	
350	Billy Garza	at Central Oklahoma	9/13/08	
342	Myles Carr	West Alabama	9/26/15	
341	Dan Ramirez	Lindenwood	10/8/11	
339	Beau Reilly	at ENMU	10/28/17	
339	Dan Ramirez	Tarleton	10/22/11	
321	Billy Garza	Abilene Christian	11/1/08	
321	Karl Douglas	at Long Beach State	9/27/68	
320	Koy Detmer Jr.	at A&M-Commerce	8/30/18	
318	Billy Garza	at ENMU	10/25/08	
315	Oktay Basci	Angelo State	11/15/97	
314	Abel Gonzalez	at PVAMU	9/22/01	
314	Billy Garza	Northeastern State	9/19/09	
314	Koy Detmer Jr.	at West Texas A&M	11/3/18	
313	Myles Carr	at Incarnate Word	9/3/16	
310	David Garza	ENMU	10/27/07	
309	Myles Carr	at ENMU	10/31/15	
309	Billy Garza	at Abilene Christian	10/31/09	
308	Billy Garza	at A&M-Commerce	10/10/09	
307	Caleb Bedford	Tarleton	11/2/13	
307	Daniel Taylor	Nicholls State	10/18/03	
306	Billy Garza	Delta State	8/29/09	
306	Nate Poppell	West Texas A&M	9/17/11	
305	Chris Soza	Missouri Western	11/17/84	
305	Karl Douglas	Concordia (Minn.)	12/13/69	

PASS EFFICIENCY	Eff	Year
SEASON	177.4	1 Richard Ritchie..... 1976
..... Myles Carr	163.6	2 Myles Carr 2016
..... 2016	153.2	3 Daniel Taylor 2003
CAREER	152.1	4 Daniel Ramirez..... 2007-11
..... Richard Ritchie	146.0	5 Daniel Taylor 2004
..... 2016	145.2	6 Oktay Basci 1997
	144.9	7 Abel Gonzalez 2002
	143.7	8 Richard Ritchie..... 1974
	143.2	9 Richard Ritchie..... 1975
	142.7	10 Karl Douglas..... 1968

PASS EFFICIENCY	Eff	Year
SEASON	152.1	1 Myles Carr 2015-16
..... Richard Ritchie	150.4	2 Richard Ritchie..... 1973-76
..... 2016	149.6	3 Daniel Taylor 2003-04
CAREER	136.8	4 Daniel Ramirez..... 2007-11
..... Karl Douglas	135.0	5 Karl Douglas..... 1967-70
..... 2016	132.5	6 Abel Gonzalez..... 1999-02
	132.4	7 Billy Garza 2008-09
	130.7	8 Oktay Basci 1994-97
	129.0	9 Cade Dyal 2016-Pres
	127.6	10 Nate Poppell 2009-12

TOUCHDOWN PASSES	TDs	Year
SEASON	31	1 Myles Carr 2016
..... Abel Gonzalez	24	2 Abel Gonzalez..... 2001
..... 2001	23	3 Billy Garza 2008
CAREER	23	4 Daniel Taylor 2003
..... Myles Carr	21	5 Myles Carr 2015
..... 2015	21	6 Koy Detmer Jr. 2018
	19	7 Cade Dyal 2017
	18	8 Daniel Taylor 2004
	18	9 Mark James 1981
	17	10 Richard Ritchie..... 1976
	17	11 Billy Garza 2009

TOUCHDOWN PASSES	TDs	Year
SEASON	54	1 Karl Douglas 1967-70
..... Myles Carr	52	2 Myles Carr 2015-16
..... 2015-16	51	3 Abel Gonzalez 1999-02
CAREER	41	4 Daniel Taylor 2003-04
..... Richard Ritchie	41	5 Richard Ritchie..... 1973-76
..... 2003-04	40	6 Oktay Basci 1994-97
	40	7 Billy Garza 2008-09
	38	8 Nate Poppell 2009-12
	34	9 Randy Johnson..... 1962-65
	31	10 Mark James 1981-82

COMPLETION PERCENTAGE	Pct	Year
SEASON	64.1	1 Myles Carr 2016
..... Richard Ritchie	62.3	2 Richard Ritchie..... 1976
..... 2016	62.1	3 Cade Dyal 2017
CAREER	61.1	4 Cory Miles 2005
..... Daniel Taylor	61.0	5 Daniel Taylor 2003
..... 2016	60.9	6 Daniel Taylor 2004
	60.8	7 Billy Garza 2009
	60.8	8 Nate Poppell 2010
	60.1	9 Daniel Ramirez..... 2011
	60.1	10 Koy Detmer Jr. 2018

COMPLETION PERCENTAGE	Pct	Year
SEASON	61.1	1 Cade Dyal 2016-Pres
..... Daniel Taylor	61.0	2 Daniel Taylor 2003-04
..... 2016	60.4	3 Myles Carr 2015-16
CAREER	60.1	4 Koy Detmer Jr. 2018-Pres
..... Nate Poppell	59.8	5 Nate Poppell 2009-12
..... 2018-Pres	59.1	6 Daniel Ramirez..... 2007-11
	58.6	7 Billy Garza 2008-09
	56.1	8 Richard Ritchie..... 1973-76
	53.6	9 Abel Gonzalez..... 1999-02
	52.8	10 Karl Douglas..... 1967-70

PASS EFFICIENCY	Eff	Year
SEASON	177.4	1 Richard Ritchie..... 1976
..... Myles Carr	163.6	2 Myles Carr 2016
..... 2016	153.2	3 Daniel Taylor 2003
CAREER	146.0	4 Daniel Taylor 2004
..... Oktay Basci	145.2	5 Oktay Basci 1997
..... 2003	144.9	6 Abel Gonzalez 2002
	143.7	7 Richard Ritchie..... 1974
	143.2	8 Richard Ritchie..... 1975
	142.7	9 Karl Douglas..... 1967
	140.7	10 Karl Douglas..... 1968

PASS EFFICIENCY	Eff	Year
SEASON	152.1	1 Myles Carr 2015-16
..... Richard Ritchie	150.4	2 Richard Ritchie..... 1973-76
..... 2016	149.6	3 Daniel Taylor 2003-04
CAREER	136.8	4 Daniel Ramirez..... 2007-11
..... Karl Douglas	135.0	5 Karl Douglas..... 1967-70
..... 2016	132.5	6 Abel Gonzalez..... 1999-02
	132.4	7 Billy Garza 2008-09
	130.7	8 Oktay Basci 1994-97
	129.0	9 Cade Dyal 2016-Pres
	127.6	10 Nate Poppell 2009-12

ANNUAL LEADERS	Year	Name	Yds
SINCE 1950	1950	Jack Fink	109
	1951	Jack Fink	575
	1952	Jack Fink	983
	1953	Tommy Hudspeth	298
	1954	John Ormand	451
	1955	Joe Green	570
	1956	Joe Green	205
	1957	Joe Green	469
	1958	Jaime Davis	417
	1959	Jarrell Hayes	789
	1960	Jarrell Hayes	622
	1961	Jarrell Hayes	639
	1962	Randy Johnson	910
	1963	Randy Johnson	917
	1964	Randy Johnson	1414
	1965	Randy Johnson	1109
	1966	Terry Oglesby	1262
	1967	Karl Douglas	841
	1968	Karl Douglas	1685
	1969	Karl Douglas	2025
	1970	Karl Douglas	1445
	1971	Marion Danna	1176
	1972	Marion Danna	585
	1973	Mike Wendel	714
	1974	Richard Ritchie	1470
	1975	Richard Ritchie	1436
	1976	Richard Ritchie	2225
	1977	Elvis Hartsfield	829
	1978	Martin Stroman	1189
	1979	Martin Stroman	1264
	1980	Randy Cretors	899
	1981	Mark James	1806
	1982	Mark James	1881
	1983	Chris Soza	861
	1984	Chris Soza	1534
	1985	Darcy Davis	1348
	1986	Darcy Davis	1384
	1987	Darcy Davis	1600
	1988	James Guidry	1186
	1989	Rod Brown	1339
	1990	Paschall Davis	551
	1991	Joe Menchaca	581
	1992	Wesley Whiten	732
	1993	Joe Menchaca	1480
	1994	Joe Menchaca	1670
	1995	Oktay Basci	1876
	1996	Oktay Basci	1117
	1997	Oktay Basci	1225
	1998	Wes Bautovich	754
	1999	Abel Gonzalez	762
	2000	Abel Gonzalez	739
	2001	Abel Gonzalez	2570
	2002	Abel Gonzalez	1834
	2003	Daniel Taylor	2492
	2004	Daniel Taylor	2529
	2005	Joey Pena	1240
	2006	Jeremy Heatley	1796
	2007	David Garza	1410
	2008	Billy Garza	2787
	2009	Billy Garza	2711
	2010	Nate Poppell	2671
	2011	Daniel Ramirez	2030
	2012	Nate Poppell	1805
	2013	Chad Bedford	1117

ALL-TIME RECORDS // TOTAL OFFENSE & ALL-PURPOSE

AT A GLANCE

TOTAL OFFENSE

GAME	#	Name	Yds	Year
457	1	Abel Gonzalez	3173	2001
	2	Billy Garza	2919	2008
	3	Billy Garza	2905	2009
	4	Myles Carr	2823	2016
	5	Daniel Taylor	2732	2003
	6	Nate Poppell	2726	2010
	7	Daniel Taylor	2652	2004
	8	Richard Ritchie	2608	1976
	9	Abel Gonzalez	2572	2002
	10	Mark James	2535	1981

ALL-PURPOSE YARDS

GAME	#	Name	Yds	Year
364	1	Johnny Bailey	7828	1999-02
	2	Johnny Bailey	6900	1986-89
	3	Richard Ritchie	6884	1973-76
	4	Karl Douglas	6515	1967-70
	5	Billy Garza	5824	2008-09
	6	Nate Poppell	5779	2009-12
	7	Darcy Davis	5442	1984-87
	8	Daniel Taylor	5384	2003-04
	9	Larry Collins	5300	1974-77
	10	Myles Carr	5290	2015-16

TDS RESPONSIBLE FOR

GAME	#	Name	Tds	Year
6	1	Leroy Fry	33	1999-02
	2	Myles Carr	33	2016
	3	Johnny Bailey	32	2001
	4	Billy Garza	27	2008
	5	Heath Sherman	27	1988
	6	Daniel Taylor	26	2006
	7	Myles Carr	25	2015
	8	Mark James	25	1981
	9	Richard Ritchie	25	1976
	10	Heath Sherman	23	1986
	11	Koy Detmer Jr.	23	2018

TDS RESPONSIBLE FOR

SEASON	#	Name	Tds	Year
2016	1	Myles Carr	33	2016
2001	2	Abel Gonzalez	32	2001
1986-89	3	Billy Garza	27	2008
1988	4	Heath Sherman	27	1988
1967-70	5	Daniel Taylor	26	2006
2015	6	Myles Carr	25	2015
1981	7	Mark James	25	1981
1976	8	Richard Ritchie	25	1976
1986	9	Heath Sherman	23	1986
2018	10	Koy Detmer Jr.	23	2018

TDS RESPONSIBLE FOR

SEASON	#	Name	Tds	Year
1999-02	1	Johnny Bailey	76	1986-89
2008	2	Karl Douglas	72	1967-70
2009	3	Abel Gonzalez	71	1999-02
2011	4	Heath Sherman	70	1985-88
2001	5	Richard Ritchie	60	1973-76
2016	6	Myles Carr	58	2015-16
2010	7	Larry Collins	54	1974-77
2003	8	Okta Basci	52	1994-97
1962-65	9	Randy Johnson	49	1962-65
1976-79	10	Martin Stroman	48	1976-79

TOTAL OFFENSE PER GAME

SEASON (min. 5 games)	#	Name	YPG	Year
2001	1	Abel Gonzalez	288.5	2001
2008	2	Billy Garza	265.4	2008
2009	3	Billy Garza	242.1	2009
2004	4	Daniel Taylor	241.1	2004
2016	5	Myles Carr	235.2	2016
1981	6	Mark James	230.5	1981
2010	7	Nate Poppell	227.2	2010
2015	8	Myles Carr	224.3	2015
1982	9	Mark James	210.9	1982
2003	10	Daniel Taylor	210.2	2003

TOTAL OFFENSE PER GAME

SEASON (min. 20 games)	#	Name	YPG	Year
2008-09	1	Billy Garza	253.2	2008-09
2015-16	2	Myles Carr	230.0	2015-16
2003-04	3	Daniel Taylor	224.3	2003-04
1981-82	4	Mark James	220.7	1981-82
2009-12	5	Nate Poppell	192.6	2009-12
1999-02	6	Abel Gonzalez	190.9	1999-02
1986-89	7	Johnny Bailey	164.3	1986-89
1967-70	8	Karl Douglas	151.5	1967-70
1973-76	9	Richard Ritchie	149.7	1973-76
1984-87	10	Darcy Davis	147.1	1984-87

TOTAL OFFENSE PER PLAY

SEASON (min. 50 plays)	#	Name	YPP	Year
1950	1	Alton Sanders	11.50	1950
1960	2	Butch Pressley	9.50	1960
1960	3	Sid Blanks	9.48	1960
1976	4	Richard Ritchie	8.61	1976
1997	5	John Humphrey	8.39	1997
1960	6	Barry Copenhaver	8.00	1960
1961	7	Sid Blanks	7.91	1961
1998	8	Derrick Foster	7.90	1998
1976	9	Larry Collins	7.83	1976
1977	10	Larry Collins	7.73	1977

TOTAL OFFENSE PER PLAY

SEASON (min. 500 plays)	#	Name	YPP	Year
1974-77	1	Larry Collins	7.40	1974-77
2015-16	2	Myles Carr	7.25	2015-16
1986-89	3	Johnny Bailey	7.23	1986-89
1973-76	4	Richard Ritchie	6.78	1973-76
2008-09	5	Billy Garza	6.66	2008-09
2007-11	6	Daniel Ramirez	6.49	2007-11
2003-04	7	Daniel Taylor	6.49	2003-04
1967-70	8	Karl Douglas	6.43	1967-70
1991-95	9	Wesley Whiten	6.37	1991-95
1994-97	10	Okta Basci	6.29	1994-97

ALL-PURPOSE YARDS

SEASON	#	Name	Yds	Year
1988	1	Johnny Bailey	2531	1988
1986	2	Johnny Bailey	2425	1986
2011	3	Jonathan Woodson	2309	2011
1987	4	Johnny Bailey	2017	1987
2003	5	Larry Williams	1696	2003
1988	6	Heath Sherman	1671	1988
1986	7	Heath Sherman	1651	1986
1974	8	Don Hardeman	1637	1974
1976	9	Larry Collins	1597	1976
1998	10	John Humphrey	1571	1998

ALL-PURPOSE YARDS

SEASON	#	Name	Yds	Year
1986-89	1	Johnny Bailey	8473	1986-89
1985-88	2	Heath Sherman	5694	1985-88
1974-77	3	Larry Collins	5548	1974-77
2009-12	4	Jonathan Woodson	5172	2009-12
2001-04	5	Larry Williams	4467	2001-04
1986-89	6	Kerry Simien	4057	1986-89
1967-70	7	Dwight Harrison	3901	1967-70
1974-77	8	Glenn Starks	3823	1974-77
1979-81	9	Marcus Bonner	3657	1979-81
1960-63	10	Sid Blanks	3470	1960-63

ALL-PURPOSE YARDS PER GAME

SEASON (min. 5 games)	#	Name	YPG	Year
1986	1	Johnny Bailey	220.5	1986
2011	2	Jonathan Woodson	209.9	2011
1987	3	Johnny Bailey	201.7	1987
1988	4	Johnny Bailey	194.7	1988
1989	5	Johnny Bailey	187.5	1989
1986	6	Heath Sherman	150.1	1986
1997	7	John Humphrey	134.5	1997
2003	8	Larry Williams	130.5	2003
1988	9	Heath Sherman	128.5	1988
1980	10	Marcus Bonner	128.5	1980

ALL-PURPOSE YARDS PER GAME

SEASON (min. 20 games)	#	Name	YPG	Year
1986-89	1	Johnny Bailey	201.7	1986-89
1985-88	2	Heath Sherman	129.4	1985-88
1997-98	3	John Humphrey	127.1	1997-98
1974-77	4	Larry Collins	118.0	1974-77
2009-12	5	Jonathan Woodson	117.5	2009-12
2000-04	6	Larry Williams	111.7	2000-04
1979-81	7	Marcus Bonner	110.8	1979-81
1995-97	8	Norman Miller	100.9	1995-97
2006-08	9	Jareko Taylor	100.0	2006-08
1998-99	10	Derrick Foster	98.2	1998-99

ANNUAL LEADERS

SEASON SINCE 1950	Year	Name	Yds
1950	1950	Kenneth Scholz	750
1951	1951	Jack Sportsman	690
1952	1952	Reggie West	1069
1953	1953	William Putnam	951
1954	1954	William Putnam	732
1955	1955	Cal Hutzler	1074
1956	1956	Cal Hutzler	877
1957	1957	Bob Graf	698
1958	1958	Charles Massey	989
1959	1959	Butch Pressley	1175
1960	1960	Butch Pressley	698
1961	1961	Sid Blanks	916
1962	1962	Tommy Janik	1191
1963	1963	Sid Blanks	1102
1964	1964	L.J. Rolf	635
1965	1965	James Brown	802
1966	1966	Larry Pullin	584
1967	1967	Dwight Harrison	559
1968	1968	Dwight Harrison	1406
1969	1969	Eldridge Small	1143
1970	1970	Eldridge Small	1044
1971	1971	Jerrald Taylor	799
1972	1972	Ruford Huff	1102
1973	1973	Ruford Huff	825
1974	1974	Don Hardeman	1637
1975	1975	Larry Collins	1487
1976	1976	Larry Collins	1597
1977	1977	Glenn Starks	995
1978	1978	Ricky Smith	878
1979	1979	Marcus Bonner	1446
1980	1980	Marcus Bonner	1413
1981	1981	Joe Hayes	803
1982	1982	James Jefferson	931
1983	1983	James Jefferson	666
1984	1984	Marcus Brown	769
1985	1985	Heath Sherman	1287
1986	1986	Johnny Bailey	2425
1987	1987	Johnny Bailey	2017
1988	1988	Johnny Bailey	2531
1989	1989	Johnny Bailey	1500
1990	1990	Charles Thompson	727
1991	1991	Charles Thompson	1100
1992	1992	Martin Patton	1233
1993	1993	Louis Fite	1107
1994	1994	Dexter Deese	1402
1995	1995	Norman Miller	1210
1996	1996	Reggie Durden	1228
1997	1997	John Humphrey	1479
1998	1998	John Humphrey	1571
1999	1999	Derrick Foster	1278
2000	2000	Abel Gonzalez	1007
2001	2001	Aleric Clark	1193
2002	2002	Larry Williams	1566
2003	2003	Larry Williams	1696
2004	2004	Maurice Washington	1111
2005	2005	Raymorris Miller	964
2006	2006	Raymorris Miller	1295
2007	2007	Raymorris Miller	883
2008	2008	Jareko Taylor	1104
2009	2009	Fred Winborn	1482
2010	2010	Jonathan Woodson	1422
2011	2011	Jonathan Woodson	2309
2012	2012	Jonathan Woodson	972
2013	2013	Robert Armstrong	824
2014	2014	Shawn Vasquez	652
2015	2015	Greg Pitre	1210
2016	2016	Anthony Autry	1128
2017	2017	Jordan Thomas	1253
2018	2018	Jeff Carr	906

ALL-TIME RECORDS // RUSHING

AT A GLANCE

ATTEMPTS

GAME	42
..... Heath Sherman	2
..... at West Texas A&M, 11/1/86	3
SEASON	312
..... Larry Williams	5
..... 2003	6
CAREER	953
..... Johnny Bailey	8
..... 1986-89	10

YARDS

GAME	263
..... Fred Winborn	1
..... vs Eastern New Mexico, 10/24/09	2
SEASON	2022
..... Johnny Bailey	2
..... 1988	3
CAREER	6900
..... Johnny Bailey	5
..... 1986-89	6

TOUCHDOWNS

GAME	6
..... Leroy Fry	1
..... vs Univ. of Mexico, 11/22/38	2
SEASON	27
..... Heath Sherman	1
..... 1988	2
CAREER	72
..... Johnny Bailey	3
..... 1986-89	4

200-YARD GAMES

Yds	Name	Opponent
263	Fred Winborn	ENMU, 10/24/09
254	Johnny Bailey	at West Texas A&M, 10/31/87
246	Larry Williams	West Texas A&M, 9/25/04
244	Johnny Bailey	at North Dakota, 9/13/86
238	Larry Collins	Howard Payne, 11/15/75
238	Johnny Bailey	Texas Southern, 9/6/86
236	Johnny Bailey	at East Texas State, 10/8/88
236	Johnny Bailey	ENMU, 11/7/87
234	Heath Sherman	Abilene Christian, 11/15/86
231	Johnny Bailey	Mississippi College, 11/19/88
228	Johnny Bailey	at Portland State, 12/3/88
228	Jon Woodson	Abilene Christian, 11/5/11
226	Greg Pitre	at West Texas A&M, 11/14/15
226	Reggie West	Southwest Texas, 9/27/52
224	Heath Sherman	Stephen F. Austin, 9/21/85
223	Fred Winborn	Tarleton, 11/14/09
218	Johnny Bailey	at Angelo State, 11/22/86
217	Larry Collins	at Sul Ross State, 10/18/75
216	Larry Williams	at Nebraska-Kearney, 11/23/02
216	Heath Sherman	at North Dakota, 9/13/86
213	Derrick Foster	ENMU, 10/30/99
207	Norman Miller	East Texas State, 10/7/95
207	Johnny Bailey	at East Central, 9/29/86
206	Heath Sherman	at East Central, 9/20/86
204	Johnny Bailey	Portland State, 9/23/89
204	Johnny Bailey	East Texas State, 10/17/87
204	Johnny Bailey	at Lamar, 10/4/86
202	Ken Scholz	McMurry, 10/14/50
202	Don Hardeman	at Howard Payne, 11/16/74
201	Larry Young	Indiana (Pa.), 12/3/94
201	Johnny Bailey	West Texas A&M, 10/22/88

RUSHING YARDS

SEASON	#	Name	Yds	Year
1988	1	Johnny Bailey	2022	1988
1986	2	Johnny Bailey	2011	1986
1987	3	Johnny Bailey	1598	1987
2003	4	Larry Williams	1570	2003
1974	5	Don Hardeman	1547	1974
1986	6	Heath Sherman	1515	1986
1988	7	Heath Sherman	1499	1988
2002	8	Larry Williams	1496	2002
1975	9	Larry Collins	1473	1975
1976	10	Larry Collins	1456	1976

RUSHING YARDS CAREER

#	Name	Yds	Years
1	Johnny Bailey	6900	1986-89
2	Larry Collins	5300	1974-77
3	Heath Sherman	5140	1985-88
4	Larry Williams	4060	2001-04
5	Wesley Whiten	2667	1991-95
6	Raymorris Miller	2393	2004-07
7	Henry Glenn	2290	1968-72
8	Marcus Bonner	2287	1979-81
9	Butch Pressley	2276	1959-62
10	Nick Pelrean	2135	2015-18

RUSHING ATTEMPTS

SEASON	#	Name	Att	Year
2003	1	Larry Williams	312	2003
1988	2	Johnny Bailey	297	1988
1986	3	Johnny Bailey	271	1986
1988	4	Heath Sherman	264	1988
1986	5	Heath Sherman	241	1986
2002	6	Larry Williams	240	2002
1952	7	Reggie West	223	1952
1974	8	Larry Collins	220	1974
1950	9	Kenneth Scholz	218	1950
1987	10	Johnny Bailey	217	1987

RUSHING ATTEMPTS CAREER

#	Name	Att	Years
1	Johnny Bailey	953	1986-89
2	Heath Sherman	871	1985-88
3	Larry Williams	719	2001-04
4	Larry Collins	716	1974-77
5	Raymorris Miller	546	2004-07
6	Abel Gonzalez	506	1999-02
7	Martin Stroman	493	1976-79
8	Henry Glenn	453	1968-72
9	Richard Ritchie	439	1973-76
10	Reggie West	426	1951-53

RUSHING TOUCHDOWNS

SEASON	#	Name	TDs	Year
1988	1	Heath Sherman	27	1988
1986	2	Heath Sherman	23	1986
1988	3	Johnny Bailey	21	1988
1938	4	Leroy Fry	21	1938
2002	5	Larry Williams	18	2002
1987	6	Johnny Bailey	18	1987
1986	7	Johnny Bailey	18	1986
1974	8	Don Hardeman	17	1974
2003	9	Larry Williams	17	2003
1974	10	Larry Collins	17	1974
2009	11	Fred Winborn	17	2009

RUSHING TOUCHDOWNS CAREER

#	Name	TDs	Years
1	Johnny Bailey	72	1986-89
2	Heath Sherman	69	1985-88
3	Larry Collins	54	1974-77
4	Larry Williams	44	2001-04
5	Wesley Whiten	34	1991-95
6	Dexter Deese	31	1992-94
7	Butch Pressley	29	1959-62
8	Clarence Alberts	27	1970-73
9	Martin Stroman	26	1976-79
10	Leroy Fry	24	1937-38

YARDS PER CARRY

SEASON (min. 60 att.)	#	Name	YPC	Year
1960	1	Butch Pressley	9.50	1960
1997	2	John Humphrey	8.63	1997
1961	3	Sid Blanks	7.91	1961
1998	4	Derrick Foster	7.90	1998
1994	5	Wesley Whiten	7.83	1994
1976	6	Larry Collins	7.83	1976
1977	7	Larry Collins	7.73	1977
1975	8	Larry Collins	7.71	1975
1989	9	Johnny Bailey	7.55	1989
1995	10	Jeremy Burnell	7.54	1995

YARDS PER CARRY CAREER (min. 200 att.)

#	Name	YPC	Years
1	John Humphrey	7.67	1997-98
2	Larry Collins	7.40	1974-77
3	Johnny Bailey	7.24	1986-89
4	Sid Blanks	6.70	1960-63
5	Wesley Whiten	6.60	1991-95
6	Derrick Foster	6.59	1998-99
7	Don Hardeman	6.41	1971-74
8	George Franklin	6.31	1973-76
9	Larry Young	6.23	1993-96
10	Fred Winborn	6.10	2009-10

YARDS PER GAME

SEASON (min. 5 games)	#	Name	YPG	Year
1986	1	Johnny Bailey	182.8	1986
1987	2	Johnny Bailey	159.8	1987
1989	3	Johnny Bailey	158.6	1989
1988	4	Johnny Bailey	155.5	1988
1986	5	Heath Sherman	137.7	1986
1975	6	Larry Collins	122.8	1975
2003	7	Larry Williams	120.8	2003
1974	8	Don Hardeman	119.0	1974
1988	9	Heath Sherman	115.3	1988
2002	10	Larry Williams	115.1	2002

YARDS PER GAME CAREER (min. 20 games)

#	Name	YPG	Years
1	Johnny Bailey	164.3	1986-89
2	Heath Sherman	114.2	1985-88
3	Larry Collins	112.8	1974-77
4	Larry Williams	101.5	2000-04
5	Derrick Foster	76.7	1998-99
6	John Humphrey	72.2	1997-98
7	Ruford Huff	72.2	1970-73
8	Marcus Bonner	69.3	1979-81
9	Reggie West	69.0	1951-53
10	Wesley Whiten	68.4	1991-95

100-YARD RUSHING GAMES

SEASON	#	Name	Total	Year
1986	1	Johnny Bailey	11	1986
1988	2	Johnny Bailey	11	1988
1988	3	Heath Sherman	10	1988
1974	4	Don Hardeman	9	1974
1976	5	Larry Collins	8	1976
2002	6	Larry Williams	7	2002
1974	7	Larry Collins	7	1974
1975	8	Larry Collins	7	1975
1987	9	Johnny Bailey	7	1987
1989	10	Johnny Bailey	7	1989
1986	11	Heath Sherman	7	1986

100-YARD RUSHING GAMES CAREER

#	Name	Total	Years
1	Johnny Bailey	36	1986-89
2	Larry Collins	27	1974-77
3	Heath Sherman	26	1985-88
4	Larry Williams	13	2001-04
5	Wesley Whiten	10	1991-95
6	Don Hardeman	10	1971-74
7	Raymorris Miller	9	2004-07
8	Marcus Bonner	9	1979-81
9	Gil Steinke	8	1938-41
10	Three tied	7	

ANNUAL LEADERS

SINCE 1950	Year	Name	Yds
1950	1950	Kenneth Scholz	709
1951	1951	Reggie West	647
1952	1952	Reggie West	1046
1953	1953	Alton Sanders	625
1954	1954	Steve Curry	530
1955	1955	Cal Hutzler	518
1956	1956	Harold Holden	602
1957	1957	Harold Holden	480
1958	1958	Charles Massey	575
1959	1959	Butch Pressley	893
1960	1960	Sid Blanks	550
1961	1961	Sid Blanks	609
1962	1962	Tommy Janik	580
1963	1963	Sid Blanks	451
1964	1964	Randy Johnson	314
1965	1965	James Brown	542
1966	1966	Phelan Allee	237
1967	1967	Roy Farmer	295
1968	1968	Henry Glenn	722
1969	1969	Henry Glenn	836
1970	1970	Guile Vela	690
1971	1971	Henry Glenn	547
1972	1972	Ruford Huff	973
1973	1973	Ruford Huff	805
1974	1974	Don Hardeman	1847
1975	1975	Larry Collins	1473
1976	1976	Larry Collins	1456
1977	1977	Larry Collins	920
1978	1978	Ricky Smith	689
1979	1979	Robert Poole	1189
1980	1980	Marcus Bonner	893
1981	1981	Mark James	729
1982	1982	James Jefferson	838
1983	1983	Neal LaHue	502
1984	1984	Marcus Brown	634
1985	1985	Heath Sherman	1111
1986	1986	Johnny Bailey	2011
1987	1987	Johnny Bailey	1598
1988	1988	Johnny Bailey	2022
1989	1989	Johnny Bailey	1269
1990	1990	Charles Thompson	551
1991	1991	Charles Thompson	805
1992	1992	Martin Patton	876
1993	1993	Louis Fite	846
1994	1994	Dexter Deese	1015
19			

ALL-TIME RECORDS // RECEIVING

AT A GLANCE

RECEPTIONS

GAME	12 (four times)
LAST	Jareko Taylor
.....	at Eastern New Mexico, 10/25/08
SEASON	67
.....	Robert Armstrong
.....	2012
CAREER	229
.....	Robert Armstrong
.....	2010-13

YARDS

GAME	212 (twice)
LAST	Jordan Thomas
.....	at Eastern New Mexico, 10/18/17
SEASON	1156
.....	Glenn Starks
.....	1976
CAREER	3106
.....	Glenn Starks
.....	1974-77

TOUCHDOWNS

GAME	3 (five times)
LAST	Robert Armstrong
.....	Eastern New Mexico, 11/10/12
SEASON	14
.....	Glenn Starks
.....	1976
CAREER	33
.....	Robert Armstrong
.....	2010-13

150-YARD GAMES

Yds	Name	Opponent
212	Gary Lusk	at A&M-Commerce, 10/12/02
212	Jordan Thomas	at ENMU, 10/28/17
196	Glenn Starks	Howard Payne, 11/17/77
184	Anthony Autry	at ENMU, 10/31/15
180	Karl Williams	at Central Oklahoma, 10/14/95
179	Eldridge Small	at Stephen F. Austin, 10/11/69
175	Greg Pitre	at Midwestern State, 10/31/15
175	Robert Armstrong	A&M-Commerce, 10/11/11
173	Jordan Thomas	A&M-Commerce, 9/19/15
171	Jareko Taylor	at Northeastern State, 9/20/08
168	Maurice Washington	at A&M-Commerce, 10/2/04
166	Dwight Harrison	at Angelo State, 10/24/70
166	Sherman Batiste	Midwestern State, 9/22/12
165	Chuckie Miles	Missouri Western State, 11/17/84
163	Stephen Norman	Angelo State, 11/15/97
159	Eldridge Small	at Stephen F. Austin, 10/3/70
158	Jareko Taylor	at ENMU, 10/25/08
157	Clay Woodard	ENMU, 10/22/05
157	Dexter Deese	Central State, 10/2/93
155	Greg Hicks	Howard Payne, 11/12/83
154	Ryan Lincoln	Angelo State, 11/8/08
154	Tyler Wilson	at West Texas A&M, 11/3/18
153	Maurice Washington	at Northwest Missouri State, 11/20/04
152	Jordan Thomas	at A&M-Commerce, 9/24/16

RECEIVING YARDS

SEASON	#	Name	Yds	Year
1976	1	Glenn Starks	1156	1976
2008	2	Jareko Taylor	1090	2008
1004	3	Maurice Washington	1080	1004
2017	4	Jordan Thomas	1073	2017
1970	5	Eldridge Small	938	1970
1968	6	Dwight Harrison	921	1968
1969	7	Eldridge Small	895	1969
2002	8	Gary Lusk	858	2002
2012	9	Robert Armstrong	849	2012
2019	10	Ryan Lincoln	848	2019

RECEIVING YARDS CAREER

#	Name	Yds	Years
1	Glenn Starks	3106	1974-77
2	Ryan Lincoln	2926	2007-10
3	Robert Armstrong	2826	2010-13
4	Dwight Harrison	2784	1967-70
5	Eldridge Small	2547	1968-71
6	Jordan Thomas	2285	2015-17
7	David Hill	2187	1972-75
8	Sherman Batiste	1874	2009-12
9	Jareko Taylor	1833	2006-08
10	Bryan Sweeney	1777	1975-78

RECEPTIONS

SEASON	#	Name	Rec	Year
2012	1	Robert Armstrong	67	2012
2013	2	Robert Armstrong	66	2013
2008	3	Jareko Taylor	66	2008
2010	4	Ryan Lincoln	65	2010
1976	5	Glenn Starks	60	1976
1970	6	Eldridge Small	59	1970
2017	7	Jordan Thomas	59	2017
1969	8	Eldridge Small	58	1969
2009	9	Ryan Lincoln	58	2009
2006	10	Jareko Taylor	54	2006

RECEPTIONS CAREER

#	Name	Rec	Years
1	Robert Armstrong	229	2010-13
2	Ryan Lincoln	210	2007-10
3	Glenn Starks	177	1974-77
4	Eldridge Small	167	1968-71
5	Dwight Harrison	150	1967-70
6	Sherman Batiste	149	2009-12
7	David Hill	135	1972-75
8	Jordan Thomas	133	2015-17
9	Dwayne Nix	127	1968-98
10	Jareko Taylor	120	2006-08

TOUCHDOWNS

SEASON	#	Name	TDs	Year
1976	1	Glenn Starks	14	1976
2017	2	Jordan Thomas	13	2017
1968	3	Dwight Harrison	11	1968
2001	4	Eric Spencer	11	2001
2004	5	Maurice Washington	11	2004
2008	6	Jareko Taylor	11	2008
2012	7	Robert Armstrong	11	2012
2002	8	Gary Lusk	10	2002
1997	9	Stephen Norman	9	1997
2013	10	Brent Holmes	9	2013
2016	11	Anthony Autry	9	2016

TOUCHDOWNS CAREER

#	Name	TDs	Years
1	Robert Armstrong	33	2010-13
2	Glenn Starks	30	1974-77
3	Dwight Harrison	30	1967-70
4	Jordan Thomas	23	2015-17
5	David Hill	21	1972-75
6	Eldridge Small	20	1968-71
7	Jareko Taylor	19	2006-08
8	Gary Lusk	16	2001-02
9	Maurice Washington	16	2003-04
10	Anthony Autry	16	2015-16

YARDS PER CATCH

SEASON (min. 25 rec.)	#	Name	YPC	Year
1981	1	Steve Fuller	27.2	1981
1997	2	Stephen Norman	25.7	1997
1971	3	Jerrald Taylor	24.9	1971
1986	4	Mike Dyal	23.3	1986
1976	5	Bryan Sweeney	23.1	1976
1981	6	Joe Hayes	22.7	1981
1984	7	Chuckie Miles	21.3	1984
1985	8	James Collins	21.0	1985
1982	9	Steve Fuller	20.5	1982
2004	10	Maurice Washington	20.4	2004

YARDS PER CATCH CAREER (min. 50 rec.)

#	Name	YPC	Years
1	Steve Fuller	22.8	1980-82
2	Stephen Norman	21.9	1996-97
3	Jerrald Taylor	19.6	1971-73
4	Teddy Carrier	19.2	1996-99
5	James Collins	19.0	1983-86
6	John Herrera	19.0	1977-80
7	Dwight Harrison	18.6	1967-70
8	Anthony Autry	18.2	2015-16
9	Maurice Washington	18.2	2003-04
10	Bryan Sweeney	18.1	1975-78

RECEPTIONS PER GAME

SEASON (min. 5 games)	#	Name	RPG	Year
2013	1	Robert Armstrong	6.60	2013
2006	2	Jareko Taylor	6.00	2006
2008	3	Jareko Taylor	6.00	2008
2012	4	Robert Armstrong	5.67	2012
2011	5	Robert Armstrong	5.58	2011
2010	6	Ryan Lincoln	5.42	2010
2017	7	Jordan Thomas	5.36	2017
1970	8	Eldridge Small	4.92	1970
1971	9	Eldridge Small	4.90	1971
1969	10	Eldridge Small	4.83	1969

RECEPTIONS PER GAME CAREER (min. 20 games)

#	Name	RPG	Years
1	Jareko Taylor	6.00	2006-08
2	Robert Armstrong	5.33	2010-13
3	Ryan Lincoln	4.57	2007-10
4	Eldridge Small	4.39	1968-71
5	Steve Yaden	4.33	2005-06
6	Anthony Autry	3.95	2015-16
7	Jordan Thomas	3.91	2015-17
8	Maurice Washington	3.83	2003-04
9	Glenn Starks	3.69	1974-77
10	Gary Lusk	3.64	2001-02

100-YARD GAMES

SEASON	#	Name	Total	Year
2008	1	Jareko Taylor	6	2008
1976	2	Glenn Starks	6	1976
2004	3	Maurice Washington	5	2004
2017	4	Jordan Thomas	5	2017
1968	5	Dwight Harrison	4	1968
1970	6	Eldridge Small	4	1970
1970	7	12 tied	3	1970

100-YARD GAMES CAREER

#	Name	Total	Years
1	Jordan Thomas	10	2015-17
2	Dwight Harrison	9	1967-70
3	Ryan Lincoln	9	2007-10
4	Eldridge Small	9	1968-71
5	Glenn Starks	9	1974-77
6	Jareko Taylor	9	2006-08
7	Robert Armstrong	8	2010-13
8	Anthony Autry	6	2015-16
9	Bryan Sweeney	5	1975-78
10	Maurice Washington	5	2003-04

ANNUAL LEADERS

SINCE 1950	Year	Name	Rec-Yds
1950	1950	Ken Vakey	5-78
1951	1951	Jack Sportsman	18-229
1952	1952	Norman Smith	21-380
1953	1953	Norman Smith	12-172
1954	1954	John McCampbell	18-174
1955	1955	Cal Hutzler	13-234
1956	1956	John McCampbell	13-175
1957	1957	Bob Graf	11-127
1958	1958	Curtis Shed	12-232
1959	1959	Barry Copenhaver	15-20
1960	1960	Bobby Pyssen	8-110
1961	1961	Sid Blanks	14-27
1962	1962	Tommy Janik	17-242
1963	1963	Sid Blanks	30-338
1964	1964	L.J. Rolf	20-240
1965	1965	L.J. Rolf	27-330
1966	1966	Wayne Nix	39-573
1967	1967	Dwight Harrison	25-488
1968	1968	Dwight Harrison	47-921
1969	1969	Eldridge Small	58-895
1970	1970	Eldridge Small	59-938
1971	1971	Eldridge Small	49-687
1972	1972	Jerrald Taylor	30-492
1973	1973	David Hill	44-601
1974	1974	Glenn Starks	34-571
1975	1975	Glenn Starks	42-585
1976	1976	Glenn Starks	60-1156
1977	1977	Glenn Starks	41-794
1978	1978	Bryan Sweeney	46-748
1979	1979	John Herrera	34-647
1980	1980	John Herrera	16-320
1981	1981	Joe Hayes	29-658
1982	1982	Steve Fuller	28-574
1983	1983	Greg Hicks	25-394
1984	1984	Neal LaHue	38-598
1985	1985	James Collins	21-440
1986	1986	James Collins	23-424
1987	1987	Mike Dyal	34-541
1988	1988	Kerry Simien	30-498
1989	1989	Kerry Simien	32-519
1990	1990	Audie Williams	13-200
1991	1991	Ed Lewis	22-290
1992	1992	Daryl Owens	22-376
1993	1993	Dexter Deese	40-495
1994	1994	Karl Williams	32-522
1995	1995	Karl Williams	39-729
1996	1996	Jeremy Burnell	22-308
1997	1997	Stephen Norman	27-695
1998	1998	Donny Hogg	17-230
1999	1999	Teddy Carrier	31-574
2000	2000	Aleric Clark	29-360
2001	2001	Eric Spencer	53-613
2002	2002	Gary Lusk	48-8

ALL-TIME RECORDS // DEFENSE

AT A GLANCE

SOLO TACKLES

SEASON	#	Name	Total	Year
1969	1	Chris Hensley	141	1995
1969	2	Robert Young	134	1969
1969	3	Andy Hawkins	134	1979
CAREER	4	Deandrae Fillmore	130	2005
1974-77	5	Deandrae Fillmore	127	2004
	6	Jimmy Rivera	125	1982
	7	Allen Kaiser	123	1969
	8	Howard Henderson	122	1974
	9	Don Hardeman	120	1973
	10	David Palmore	118	1977

ASSISTED TACKLES

GAME	17	at Sul Ross State, 10/16/71
SEASON	82	Deandrae Fillmore
2004	207	Kevin Beasley
1985-89	207	Kevin Beasley

SEASON	#	Name	Total	Years
1969-72	1	Allen Kaiser	386	1969-72
1974-77	2	David Palmore	383	1974-77
1993-97	3	Chris Hensley	381	1993-97
1976-79	4	Andy Hawkins	373	1976-79
1985-89	5	Kevin Beasley	345	1985-89
1974-77	6	Mike Hawkins	321	1974-77
2002-05	7	Deandrae Fillmore	293	2002-05
1973-76	8	Larry Grunewald	279	1973-76
2005-08	9	Mike Martinez	270	2005-08
1973-75	10	Howard Henderson	269	1973-75

SEASON	#	Name	Total	Year
1995	1	Chris Hensley	21	(twice)
1995	1	Chris Hensley	21	(twice)
1995	1	Chris Hensley	21	(twice)
1995	1	Chris Hensley	21	(twice)

GAME	21	twice
LAST	Chris Hensley	Pittsburg State, 12/2/95
SEASON	141	Chris Hensley
1995	386	Allen Kaiser
1969-72	386	Allen Kaiser

SEASON	#	Name	Total	Year
1969	1	Robert Young	91	1969
1970	2	Claude McMillon	90	1970
1977	3	David Palmore	85	1977
1970	3	Robert Young	85	1970
1979	4	Andy Hawkins	85	1979
1978	5	Andy Hawkins	83	1978
1969	6	Allen Kaiser	82	1969
1977	7	John Barefield	80	1977
1974	8	David Palmore	80	1974
1969	9	Claude McMillon	78	1969

SEASON	#	Name	Total	Year
1969	1	Robert Young	91	1969
1970	2	Claude McMillon	90	1970
1977	3	David Palmore	85	1977
1970	3	Robert Young	85	1970
1979	4	Andy Hawkins	85	1979
1978	5	Andy Hawkins	83	1978
1969	6	Allen Kaiser	82	1969
1977	7	John Barefield	80	1977
1974	8	David Palmore	80	1974
1969	9	Claude McMillon	78	1969

SEASON	#	Name	Total	Year
1969	1	Robert Young	91	1969
1970	2	Claude McMillon	90	1970
1977	3	David Palmore	85	1977
1970	3	Robert Young	85	1970
1979	4	Andy Hawkins	85	1979
1978	5	Andy Hawkins	83	1978
1969	6	Allen Kaiser	82	1969
1977	7	John Barefield	80	1977
1974	8	David Palmore	80	1974
1969	9	Claude McMillon	78	1969

SEASON	#	Name	Total	Year
1969	1	Robert Young	91	1969
1970	2	Claude McMillon	90	1970
1977	3	David Palmore	85	1977
1970	3	Robert Young	85	1970
1979	4	Andy Hawkins	85	1979
1978	5	Andy Hawkins	83	1978
1969	6	Allen Kaiser	82	1969
1977	7	John Barefield	80	1977
1974	8	David Palmore	80	1974
1969	9	Claude McMillon	78	1969

SEASON	#	Name	Total	Year
1969	1	Robert Young	91	1969
1970	2	Claude McMillon	90	1970
1977	3	David Palmore	85	1977
1970	3	Robert Young	85	1970
1979	4	Andy Hawkins	85	1979
1978	5	Andy Hawkins	83	1978
1969	6	Allen Kaiser	82	1969
1977	7	John Barefield	80	1977
1974	8	David Palmore	80	1974
1969	9	Claude McMillon	78	1969

SEASON	#	Name	Total	Year
1969	1	Robert Young	91	1969
1970	2	Claude McMillon	90	1970
1977	3	David Palmore	85	1977
1970	3	Robert Young	85	1970
1979	4	Andy Hawkins	85	1979
1978	5	Andy Hawkins	83	1978
1969	6	Allen Kaiser	82	1969
1977	7	John Barefield	80	1977
1974	8	David Palmore	80	1974
1969	9	Claude McMillon	78	1969

SEASON	#	Name	Total	Year
1969	1	Robert Young	91	1969
1970	2	Claude McMillon	90	1970
1977	3	David Palmore	85	1977
1970	3	Robert Young	85	1970
1979	4	Andy Hawkins	85	1979
1978	5	Andy Hawkins	83	1978
1969	6	Allen Kaiser	82	1969
1977	7	John Barefield	80	1977
1974	8	David Palmore	80	1974
1969	9	Claude McMillon	78	1969

SEASON	#	Name	Total	Year
1969	1	Robert Young	91	1969
1970	2	Claude McMillon	90	1970
1977	3	David Palmore	85	1977
1970	3	Robert Young	85	1970
1979	4	Andy Hawkins	85	1979
1978	5	Andy Hawkins	83	1978
1969	6	Allen Kaiser	82	1969
1977	7	John Barefield	80	1977
1974	8	David Palmore	80	1974
1969	9	Claude McMillon	78	1969

SEASON	#	Name	Total	Year
1969	1	Robert Young	91	1969
1970	2	Claude McMillon	90	1970
1977	3	David Palmore	85	1977
1970	3	Robert Young	85	1970
1979	4	Andy Hawkins	85	1979
1978	5	Andy Hawkins	83	1978
1969	6	Allen Kaiser	82	1969
1977	7	John Barefield	80	1977
1974	8	David Palmore	80	1974
1969	9	Claude McMillon	78	1969

SEASON	#	Name	Total	Year
1969	1	Robert Young	91	1969
1970	2	Claude McMillon	90	1970
1977	3	David Palmore	85	1977
1970	3	Robert Young	85	1970
1979	4	Andy Hawkins	85	1979
1978	5	Andy Hawkins	83	1978
1969	6	Allen Kaiser	82	1969
1977	7	John Barefield	80	1977
1974	8	David Palmore	80	1974
1969	9	Claude McMillon	78	1969

SEASON	#	Name	Total	Year
1969	1	Robert Young	91	1969
1970	2	Claude McMillon	90	1970
1977	3	David Palmore	85	1977
1970	3	Robert Young	85	1970
1979	4	Andy Hawkins	85	1979
1978	5	Andy Hawkins	83	1978
1969	6	Allen Kaiser	82	1969
1977	7	John Barefield	80	1977
1974	8	David Palmore	80	1974
1969	9	Claude McMillon	78	1969

SEASON	#	Name	Total	Year
1969	1	Robert Young	91	1969
1970	2	Claude McMillon	90	1970
1977	3	David Palmore	85	1977
1970	3	Robert Young	85	1970
1979	4	Andy Hawkins	85	1979
1978	5	Andy Hawkins	83	1978
1969	6	Allen Kaiser	82	1969
1977	7	John Barefield	80	1977
1974	8	David Palmore	80	1974
1969	9	Claude McMillon	78	1969

SEASON	#	Name	Total	Year
1969	1	Robert Young	91	1969
1970	2	Claude McMillon	90	1970
1977	3	David Palmore	85	1977
1970	3	Robert Young	85	1970
1979	4	Andy Hawkins	85	1979
1978	5	Andy Hawkins	83	1978
1969	6	Allen Kaiser	82	1969
1977	7	John Barefield	80	1977
1974	8	David Palmore	80	1974
1969	9	Claude McMillon	78	1969

SEASON	#	Name	Total	Year
1969	1	Robert Young	91	1969
1970	2	Claude McMillon	90	1970
1977	3	David Palmore	85	1977
1970	3	Robert Young	85	1970
1979	4	Andy Hawkins	85	1979
1978	5	Andy Hawkins	83	1978
1969	6	Allen Kaiser	82	1969
1977	7	John Barefield	80	1977
1974	8	David Palmore	80	1974
1969	9	Claude McMillon	78	1969

SEASON	#	Name	Total	Year
1969	1	Robert Young	91	1969
1970	2	Claude McMillon	90	1970
1977	3	David Palmore	85	1977
1970	3	Robert Young	85	1970
1979	4	Andy Hawkins	85	1979
1978	5	Andy Hawkins	83	1978
1969	6	Allen Kaiser	82	1969
1977	7	John Barefield	80	1977
1974	8	David Palmore	80	1974
1969	9	Claude McMillon	78	1969

SEASON	#	Name	Total	Year
1969	1	Robert Young	91	1969
1970	2	Claude McMillon	90	1970
1977	3	David Palmore	85	1977
1970	3	Robert Young	85	1970
1979	4	Andy Hawkins	85	1979
1978	5	Andy Hawkins	83	1978
1969	6	Allen Kaiser	82	1969
1977	7	John Barefield	80	1977
1974	8	David Palmore	80	1974
1969	9	Claude McMillon	78	1969

SEASON	#	Name	Total	Year
1969	1	Robert Young	91	1969
1970	2	Claude McMillon	90	1970
1977	3	David Palmore	85	1977
1970	3	Robert Young	85	1970
1979	4	Andy Hawkins	85	1979
1978	5	Andy Hawkins	83	1978
1969	6	Allen Kaiser	82	1969
1977	7	John Barefield	80	1977
1974	8	David Palmore	80	1974
1969	9	Claude McMillon	78	1969

SEASON	#	Name	Total	Year
1969	1	Robert Young	91	1969
1970	2	Claude McMillon	90	1970
1977	3	David Palmore		

ALL-TIME RECORDS // DEFENSE & SCORING

AT A GLANCE

INTERCEPTIONS

GAME	4
..... J.R. Turner	
..... vs Tarleton, 9/30/00	
SEASON	10
..... Durwood Roquemore	
..... 1980	
CAREER	22
..... Levi Johnson	
..... 1969-72	

INTERCEPTION RETURN YARDS

GAME	119
..... LaTwan Shepherd	
..... vs Abilene Christian, 11/5/88	
SEASON	172
..... Eddie Moten	
..... 2002	
CAREER	332
..... Levi Johnson	
..... 1969-72	

INTERCEPTION RETURNED FOR TD

GAME	1 (many times)
LAST	Jordan Semanat
..... vs Western Oregon, 10/6/18	
SEASON	3
..... Delra Glover	
..... 2009	
CAREER	3
..... Delra Glover	
..... 2007-10	

PASSES DEFENSED

GAME	6 (twice)
LAST	Wayne Tubbs
..... at Texas Southern, 9/29/84	
SEASON	21 (twice)
LAST	Rod Mosley
..... 2007	
CAREER	32
..... Cedric Johnson	
..... 1997-98	

PUNT RETURN YARDS

GAME	208
..... Larry Pullin	
..... vs McMurry, 10/26/68	
SEASON	556
..... Larry Pullin	
..... 1968	
CAREER	1252
..... Larry Pullin	
..... 1965-68	

KICK RETURN YARDS

GAME	198
..... Jabir Perkins	
..... vs West Texas A&M, 9/27/08	
SEASON	606
..... Nicholas Davis	
..... 2002	
CAREER	2115
..... Jonathan Woodson	
..... 2009-12	

INTERCEPTIONS

SEASON	#	Name	Int	Year
1980	1	Durwood Roquemore	10	1980
1998	2	Cedric Johnson	9	1998
1971	3	Levi Johnson	9	1971
1985	4	James Jefferson	8	1985
1969	5	Ed Scott	8	1969
1970	6	Levi Johnson	7	1970
1994	7	Richard Jones	7	1994
1976	8	Doug Greene	7	1976
1983	9	Jessie Jones	7	1983
1970	10	Toby Chadick	7	1970
1967	11	Ed Scott	7	1967
2007	12	Rod Mosley	7	2007
1974	13	Leonard Avery	7	1974
1976	14	Leonard Avery	7	1976
2005	15	Stephen McCoy	7	2005

INTERCEPTIONS

SEASON	#	Name	Int	Years
1969-72	1	Levi Johnson	22	1969-72
1967-70	2	Ed Scott	21	1967-70
1978-81	3	Durwood Roquemore	21	1978-81
1973-76	4	Leonard Avery	18	1973-76
1977-80	5	Don Washington	17	1977-80
1978-82	6	Darrell Green	16	1978-82
1970-72	7	Toby Chadick	14	1970-72
1966-68	8	Larry Pullin	14	1966-68
1978-81	9	Emmuel Thompson	13	1978-81
1997-98	10	Cedric Johnson	13	1997-98

INT RETURN YARDAGE

SEASON	#	Name	Yds	Year
2002	1	Eddie Moten	172	2002
1998	2	Cedric Johnson	164	1998
1970	3	Levi Johnson	147	1970
1994	4	Andre Franklin	143	1994
1994	5	Richard Jones	137	1994
1998	6	Cephus Scott	137	1998
2004	7	Antwon Guidry	135	2004
2009	8	Delra Glover	132	2009
1994	9	Johnnie Freeman	129	1994
1988	10	Maurice Smith	128	1988
2016	11	Devonte Williams	128	2016

INT RETURN YARDAGE

SEASON	#	Name	Yds	Years
1968-72	1	Levi Johnson	332	1968-72
1978-81	2	Emmuel Thompson	269	1978-81
1993-95	3	Johnnie Freeman	262	1993-95
1967-70	4	Ed Scott	248	1967-70
1997-98	5	Cedric Johnson	225	1997-98
1987-89	6	Maurice Smith	221	1987-89
1969-72	7	Allen Kaiser	206	1969-72
2002-03	8	Eddie Moten	204	2002-03
1978-82	9	Darrell Green	201	1978-82
1975-77	10	Doug Greene	190	1975-77

INT RETURNED FOR TD

SEASON	#	Name	TDs	Year
2009	1	Delra Glover	3	2009
2005	2	Deandrae Fillmore	2	2005
1998	3	Glenn Jones	2	1998
1988	4	LaTwan Shepherd	2	1988
2011	5	Rockeem Collins	2	2011
2016	6	Devonte Williams	2	2016
2016	6	Several tied	1	2016

INT RETURNED FOR TD

SEASON	#	Name	TDs	Years
2007-10	1	Delra Glover	3	2007-10
2015-18	2	Devonte Williams	3	2015-18
1998-00	3	Glenn Jones	2	1998-00
1978-82	4	Darrell Green	2	1978-82
1997-98	5	Cedric Johnson	2	1997-98
1988-91	6	LaTwan Shepherd	2	1988-91
2002-05	7	Deandre Fillmore	2	2002-05
1973-76	8	Leonard Avery	2	1973-76
2010-11	9	Rockeem Collins	2	2010-11
2016	10	Several tied	1	2016

POINTS SCORED

SEASON	#	Name	Total	Year
1988	1	Heath Sherman	166	1988
1938	2	Leroy Fry	139	1938
1986	3	Heath Sherman	138	1986
1988	4	Johnny Bailey	130	1988
1987	5	Johnny Bailey	120	1987
1994	6	Dexter Deese	120	1994
1986	7	Johnny Bailey	116	1986
2003	8	Larry Williams	114	2003
2009	9	Fred Winborn	114	2009
1974	10	Don Hardeman	108	1974
2002	11	Larry Williams	108	2002

POINTS SCORED

SEASON	#	Name	Total	Years
1986-89	1	Johnny Bailey	462	1986-89
1985-88	2	Heath Sherman	424	1985-88
1974-77	3	Larry Collins	328	1974-77
2002-05	4	Richard Hammond	302	2002-05
1973-76	5	Richard Ritchie	299	1973-76
2001-04	6	Larry Williams	282	2001-04
2015-18	7	Julio De La Garza	279	2015-18
1992-95	8	John Cortez	267	1992-95
2007-10	9	Christian Brom	244	2007-10
1992-94	10	Dexter Deese	236	1992-94

POINTS SCORED - KICKING

SEASON	#	Name	Total	Year
2016	1	Julio De La Garza	86	2016
1986	2	Walter Rule	85	1986
2003	3	Richard Hammond	85	2003
2012	4	Matt Stoll	82	2012
2010	5	Christian Brom	81	2010
1995	6	John Cortez	81	1995
2002	7	Richard Hammond	80	2002
1985	8	Walter Rule	76	1985
1994	9	John Cortez	75	1994
2009	10	Christian Brom	73	2009

POINTS SCORED - KICKING

SEASON	#	Name	Total	Years
2002-05	1	Richard Hammond	302	2002-05
2015-18	2	Julio De La Garza	279	2015-18
1992-95	3	John Cortez	272	1992-95
2007-10	4	Christian Brom	244	2007-10
1973-76	5	Richard Ritchie	184	1973-76
1981-84	6	Neal LaHue	167	1981-84
1985-86	7	Walter Rule	161	1985-86
1996-98	8	Frank Castro	148	1996-98
2010-12	9	Matt Stoll	143	2010-12
1966-68	10	John Kardow	111	1966-68

TOUCHDOWNS SCORED

SEASON	#	Name	Total	Year
1988	1	Heath Sherman	27	1988
1986	2	Heath Sherman	23	1986
1938	3	Leroy Fry	21	1938
1988	4	Johnny Bailey	21	1988
1987	5	Johnny Bailey	20	1987
1994	6	Dexter Deese	20	1994
1986	7	Johnny Bailey	19	1986
2009	8	Fred Winborn	19	2009
2003	9	Larry Williams	19	2003
1974	10	Don Hardeman	18	1974
2002	11	Larry Williams	18	2002

TOUCHDOWNS SCORED

SEASON	#	Name	Total	Years
1986-89	1	Johnny Bailey	76	1986-89
1985-88	2	Heath Sherman	70	1985-88
1974-77	3	Larry Collins	54	1974-77
2001-04	4	Larry Williams	47	2001-04
1992-94	5	Dexter Deese	39	1992-94
2010-13	6	Robert Armstrong	38	2010-13
1991-95	7	Wesley Whiten	34	1991-95
1967-70	8	Dwight Harrison	34	1967-70
1959-62	9	Butch Pressley	32	1959-62
1974-77	10	Glenn Starks	32	1974-77

ANNUAL LEADERS - SCORING

SINCE 1950	Year	Name	Total
1950	1950	Alton Sanders	42
1951	1951	Reggie West	42
1952	1952	Jack Sportsman	42
1953	1953	Reggie West	54
1954	1954	William Putnam	42
1955	1955	William Putnam	42
1956	1956	Cal Hutzler	32
1957	1957	John Ormand	42
1958	1958	Harold Holden	36
1959	1959	Charles Massey	33
1960	1960	Butch Pressley	66
1961	1961	Sid Blanks	72
1962	1962	Sid Blanks	38
1963	1963	Butch Pressley	42
1964	1964	Tommy Janik	42
1965	1965	Sid Blanks	48
1966	1966	Randy Johnson	30
1967	1967	Herb Pennick	30
1968	1968	Randy Johnson	36
1969	1969	Wayne Nix	24
1970	1970	John Kardow	43
1971	1971	Dwight Harrison	80
1972	1972	Karl Douglas	50
1973	1973	Clarence Alberts	72
1974	1974	Armando Gonzalez	43
1975	1975	Al Villalobos	58
1976	1976	Clarence Alberts	50
1977	1977	Don Hardeman	108
1978	1978	Richard Ritchie	104
1979	1979	Larry Collins	100
1980	1980	Glenn Starks	52
1981	1981	Martin Stroman	72
1982	1982	Robert Poole	86
1983	1983	Marcus Bonner	78
1984	1984	Marcus Bonner	78
1985	1985	Neal LaHue	71
1986	1986	Neal LaHue	42
1987	1987	Neal LaHue	68
1988	1		

ALL-TIME RECORDS // SPECIAL TEAMS

PUNTS SEASON

#	Name	Total	Year
1	Victor Saucedo	72	2000
	Mike Wendel	72	1971
3	Jerome Lopez	69	1993
4	Julio De La Garza	68	2018
5	Angel Millan	65	2012
	Cody Smith	65	2007
7	Victor Saucedo	64	2001
8	Doug Schaumburg	63	1985
	Matt Hantelmann	63	1998
	Alan Roberson	63	1979

PUNTS CAREER

#	Name	Total	Years
1	Mike Wendel	242	1970-73
2	Kevin Thornewell	213	1994-97
3	Cody Smith	210	2006-09
4	Victor Saucedo	198	2000-02
5	Doug Schaumburg	177	1985-88
6	Jerome Lopez	147	1991-93
7	Dave Gilbert	127	1963-65
8	Angel Millan	126	2010-12
9	Matt Hantelmann	123	1998-99
10	Tristan Hernandez	105	2015-16

PUNTING YARDS SEASON

#	Name	Yds	Year
1	Mike Wendel	3023	1971
2	Angel Millan	2670	2012
3	Victor Saucedo	2594	2000
4	Cody Smith	2562	2007
5	Jerome Lopez	2504	1993
6	Victor Saucedo	2500	2001
7	Cody Smith	2469	2006
8	Julio De La Garza	2452	2018
9	Victor Saucedo	2448	2002
10	Kevin Thornewell	2447	1996

PUNTING YARDS CAREER

#	Name	Yds	Years
1	Mike Wendel	9680	1970-73
2	Kevin Thornewell	8606	1994-97
3	Cody Smith	8395	2006-09
4	Victor Saucedo	7542	2000-02
5	Doug Schaumburg	6577	1985-88
6	Jerome Lopez	5552	1991-93
7	Angel Millan	4975	2010-12
8	Dave Gilbert	4855	1963-65
9	Matt Hantelmann	4788	1998-99
10	Tristan Hernandez	3989	2015-16

PUNTING AVERAGE SEASON (min. 20 att.)

#	Name	Yds	Year
1	Richard Hammond	43.6	2005
2	Cody Smith	43.0	2008
3	Larry Krueger	42.9	1969
4	Kevin Thornewell	42.8	1994
5	Kevin Thornewell	42.2	1996
6	Mike Wendel	42.0	1971
7	Cody Smith	41.2	2006
8	Angel Millan	41.1	2012
9	Mike Wendel	40.0	1970
10	Kevin Thornewell	39.9	1995

PUNTING AVERAGE CAREER (min. 50 att.)

#	Name	Yds	Years
1	Richard Hammond	41.4	2002-05
2	Kevin Thornewell	40.4	1994-97
3	Mike Wendel	40.0	1970-73
4	Cody Smith	40.0	2006-09
5	Angel Millan	39.5	2010-12
6	Clayton Knellinger	39.2	2002-03
7	Matt Hantelmann	38.9	1998-99
8	Dave Gilbert	38.2	1963-65
9	Victor Saucedo	38.1	2000-02
10	Tristan Hernandez	38.0	2015-16

PUNT RETURN YARDAGE SEASON

#	Name	Yds	Year
1	Larry Pullin	556	1968
2	Daryl Owens	456	1992
3	Kerry Simien	396	1988
4	Larry Pullin	395	1968
5	Darrell Green	392	1982
6	Eddie Moten	349	2002
7	Kerry Simien	325	1986
8	Andre Franklin	320	1993
9	Dary Lowns	315	1991
10	John Humphrey	309	1997

PUNT RETURN YARDAGE CAREER

#	Name	Yds	Years
1	Larry Pullin	1252	1965-68
2	Kerry Simien	987	1986-89
3	Daryl Owens	771	1991-92
4	Darrell Green	752	1978-82
5	Glenn Starks	673	1974-77
6	John Humphrey	567	1997-98
7	Andre Franklin	536	1993-94
8	Aleric Clark	498	1999-01
9	Clavens Charles	481	2007-08
10	Eddie Moten	416	2002-03

PUNT RETURNED FOR TOUCHDOWN SEASON

#	Name	TDs	Year
1	Daryl Owens	3	1992
	John Humphrey	3	1997
3	Darrell Green	2	1981
	Tommy Janik	2	1960
	Larry Pullin	2	1968
	Terrence Davis	2	1997
	Vern Gillespie	2	1941
	Daryl Owens	2	1991
	Darrell Green	2	1982
10	Several tied	1	

PUNT RETURNED FOR TOUCHDOWN CAREER

#	Name	TDs	Years
1	Daryl Owens	5	1991-92
2	Darrell Green	4	1978-82
3	John Humphrey	3	1997-98
4	Larry Pullin	2	1965-68
	Gil Steinke	2	1939-41
	Terrence Davis	2	1997
	Levi Johnson	2	1969-72
	Tommy Janik	2	1960-62
	Joe Holcomb	2	1956-58
	Mauricio Leal	2	1960-61
	Kerry Simein	2	1986-89
	Glenn Starks	2	1974-77
	Vern Gillespie	2	1941

KICK RETURN YARDAGE SEASON

#	Name	Yds	Year
1	Jonathan Woodson	736	2011
2	Nicholas Davis	606	2002
3	Jonathan Woodson	537	2010
4	Byron Shaw	526	1973
5	Norman Miller	512	1995
6	Clavens Charles	508	2008
7	Raymorris Miller	492	2006
8	Jabir Perkins	476	2008
9	Aleric Clark	473	2000
10	Jonathan Woodson	445	2012

KICK RETURN YARDAGE CAREER

#	Name	Yds	Years
1	Jonathan Woodson	2115	2009-12
2	Kerry Simien	1356	1986-89
3	Johnny Bailey	1052	1986-89
4	Clavens Charles	947	2007-08
5	Darrell Green	911	1978-82
6	Aleric Clark	780	1998-01
7	Norman Miller	737	1995-97
8	Byron Shaw	705	1971-74
9	Marcus Bonner	650	1979-81
10	Anthony Washington	649	2010-14

KICK RETURNED FOR TOUCHDOWN SEASON

#	Name	TDs	Year
1	George Franklin	2	1975
	Jabir Perkins	2	2008
	Norman Miller	2	1995
4	Several tied	1	

KICK RETURNED FOR TOUCHDOWN CAREER

#	Name	TDs	Years
1	Kerry Simien	3	1986-89
2	Johnny Bailey	2	1986-89
	Jabir Perkins	2	2008
	Norman Miller	2	1995-97
	George Franklin	2	1973-76
6	Several tied	1	

PUNT RETURN AVERAGE SEASON (min. 10 att.)

#	Name	Yds	Year
1	Larry Pullin	21.9	1967
2	Darrell Green	20.6	1982
3	John Humphrey	20.6	1997
4	Rowland Brooks	18.3	1973
5	Daryl Owens	17.5	1991
6	Darrell Green	16.4	1981
7	Larry Pullin	15.0	1968
8	Daryl Owens	14.7	1992
9	Roland Beckworth	14.5	1952
10	Terrence Davis	13.6	1997

PUNT RETURN AVERAGE CAREER (min. 15 att.)

#	Name	Yds	Years
1	Joe Holcomb	19.6	1956-58
2	Tommy Janik	17.6	1960-62
3	Darrell Green	17.1	1978-82
4	John Humphrey	15.8	1997-98
5	Daryl Owens	15.7	1991-92
6	Larry Pullin	15.7	1966-68
7	William Putnam	15.5	1952-54
8	Mauricio Leal	14.5	1960-61
9	Cal Hutzler	12.1	1954-57
10	Rowland Brooks	11.3	1973-74

KICK RETURN AVERAGE SEASON (min. 10 att.)

#	Name	Yds	Year
1	Jabir Perkins	36.6	2008
2	Daryl Cason	33.0	1985
3	Johnny Bailey	30.9	1986
4	Keith Whitely	30.9	2017
5	Norman Miller	28.4	1995
6	Nick Pelrean	28.4	2015
	Eldon Johnson	28.4	1998
8	Anthony Woods	28.3	1984
9	George Franklin	27.8	1975
10	Byron Shaw	27.7	1973

KICK RETURN AVERAGE CAREER (min. 15 att.)

#	Name	Yds	Years
1	Anthony Woods	29.7	1984-85
2	Norman Miller	28.4	1995-97
3	Nicholas Davis	26.4	2001-02
4	Johnny Bailey	26.3	1986-89
5	Raymorris Miller	26.1	2004-07
6	Jordan Thomas	25.9	2015-17
7	Nick Pelrean	25.0	2015-18
8	Clavens Charles	24.9	2007-08
9	John Humphrey	24.9	1997-98
10	George Franklin	24.1	1973-76

ANNUAL LEADERS - PUNTING SINCE 1950

Year	Name	Avg
1950	Kenneth Scholz	34.1
1951	Jack Sportsman	27.7
1952	Jack Sportsman	33.9
1953	Tommy Hudspeth	31.3
1954	S.T. Bridges	35.8
1955	Joe Green	32.9
1956	Freeman DeLane	36.1
1957	Joe Green	34.5
1958	James Franz	32.5
1959	Butch Pressley	35.6
1960	Tommy Janik	38.4
1961	Jarrell Hayes	31.0
1962	Tommy Janik	36.4
1963	Dave Gilbert	38.5
1964	Dave Gilbert	39.0
1965	Dave Gilbert	37.3
1966	Dennis Deville	36.6
1967	Roy Farmer	36.6
1968	Roy Farmer	35.4
1969	Karl Douglas	36.7
1970	Mike Wendel	40.0
1971	Mike Wendel	42.0
1972	Mike Wendel	39.1
1973	Mike Wendel	38.4
1974	Joe Herzik	35.8
1975	Joe Herzik	34.9
1976	Clem Franks	38.4
1977	Clem Franks	37.6
1978	Ben Salinas	36.2
1979	Alan Roberson	31.7
1980	Mike Lowry	37.1
1981	Mike Lowry	37.8
1982	Brent Bryson	38.0
1983	Jamie Sanchez	34.0
1984	Mike Dyal	34.5
1985	Doug Schaumburg	38.0
1986	Doug Schaumburg	38.3
1987	Doug Schaumburg	34.3
1988	Doug Schaumburg	36.9
1989	Ken Swenson	37.3
1990	Ken Swenson	38.0
1991	Jerome Lopez	37.7
1992	Jerome Lopez	36.9
1993	Jerome Lopez	36.3
1994	Kevin Thornewell	42.8
1995	Kevin Thornewell	39.9
1996	Kevin Thornewell	42.2
1997	Kevin Thornewell	37.1
1998	Matt Hantelmann	38.5
1999	Matt Hantelmann	39.4
2000	Victor Saucedo	36.0
2001	Victor Saucedo	39.1
2002	Victor Saucedo	39.5
2003	Clayton Knellinger	39.2
2004	Richard Hammond	39.7
2005	Richard Hammond	43.5
2006	Cody Smith	41.2
2007	Cody Smith	39.4
2008	Cody Smith	43.0
2009	Cody Smith	35.9
2010	Matt Stoll	36.9
2011	Angel Millan	37.7
2012	Angel Millan	41.1
2013	Angel Millan	36.3
2014	Max Lehnig	34.9
2015	Tristan Hernandez	37.0
2016	Tristan Hernandez	39.4
2017	Julio De La Garza	38.4
2018	Julio De La Garza	36.1

ALL-TIME RECORDS // SPECIAL TEAMS

PAT KICKS MADE

SEASON

#	Name	Total	Year
1	Walter Rule	54	1986
2	Richard Ritchie	52	1974
3	John Cortez	51	1994
	John Cortez	51	1995
5	Richard Ritchie	48	1975
6	Richard Hammond	46	2003
	Christian Brom	46	2009
8	Frank Castro	41	1997
9	Bart Kaiser	39	1979
	Frank Castro	39	1996
	Christian Brom	39	2010

PAT KICKS ATTEMPTED

SEASON

#	Name	Total	Year
1	Richard Ritchie	59	1974
2	Walter Rule	58	1986
3	John Cortez	56	1994
4	John Cortez	55	1995
	Julio De La Garza	55	2016
6	Richard Ritchie	52	1975
7	Clyde Rogers	49	1941
	John Kardow	49	1968
9	Christian Brom	48	2009
	Richard Hammond	48	2003
	Kart Kaiser	48	1979

PAT KICKS MADE

CAREER

#	Name	Total	Years
1	John Cortez	171	1992-95
2	Richard Ritchie	156	1973-76
	Julio De La Garza	156	2015-18
4	Richard Hammond	155	2002-05
5	Christian Brom	139	2007-10
6	Neal LaHue	109	1981-84
7	Frank Castro	97	1996-98
8	Matt Stoll	93	2010-13
9	Walter Rule	82	1985-86
10	John Kardow	67	1966-68

PAT KICKS ATTEMPTED

CAREER

#	Name	Total	Years
1	John Cortez	189	1992-95
2	Richard Ritchie	172	1973-76
3	Richard Hammond	169	2002-05
4	Julio De La Garza	160	2015-18
5	Christian Brom	145	2007-10
6	Neal LaHue	115	1981-84
7	Matt Stoll	106	2010-13
8	Frank Castro	105	1996-98
9	John Kardow	88	1966-68
10	Walter Rule	86	1985-86

FIELD GOALS MADE

SEASON

#	Name	Total	Year
1	Matt Stoll	17	2012
2	Walter Rule	16	1985
3	Christian Brom	14	2010
	Richard Hammond	14	2002
5	Scott Schlebach	13	2006
	Richard Hammond	13	2003
7	Al Villalobos	12	1972
	Richard Hammond	12	2005
9	Julio De La Garza	11	2016
	Julio De La Garza	11	2017

FIELD GOALS ATTEMPTED

SEASON

#	Name	Total	Year
1	Matt Stoll	23	2012
	Richard Hammond	23	2002
3	Walter Rule	22	1985
4	Richard Hammond	21	2003
5	Christian Brom	20	2010
6	Richard Hammond	18	2005
7	Scott Schlebach	17	2006
	Richard Hammond	17	2004
	Walter Rule	17	1986
10	Al Villalobos	16	1972

FIELD GOALS MADE

CAREER

#	Name	Total	Years
1	Richard Hammond	49	2002-05
2	Julio De La Garza	41	2015-18
3	Christian Brom	35	2007-10
4	Matt Stoll	34	2010-13
5	John Cortez	32	1992-95
6	Walter Rule	25	1985-86
7	Neal LaHue	19	1981-84
8	Scott Schlebach	17	2006-07
	Frank Castro	17	1996-98
10	John Kardow	14	1966-68

FIELD GOALS ATTEMPTED

CAREER

#	Name	Total	Years
1	Richard Hammond	79	2002-05
2	Julio De La Garza	58	2015-18
3	Christian Brom	52	2007-10
4	Matt Stoll	47	2010-13
5	John Cortez	42	1992-95
6	Walter Rule	39	1985-86
7	Neal LaHue	28	1981-84
8	Frank Castro	27	1996-98
9	Scott Schlebach	26	2006-07
10	John Kardow	24	1966-68

PAT KICK PERCENTAGE

SEASON (min. 20 att.)

#	Name	Pct	Year
1	Walter Rule	100 (28-28)	1985
	Scott Schlebach	100 (28-28)	2006
	Matt Stoll	100 (28-28)	2013
	Julio De La Garza	100 (33-33)	2017
	Neal LaHue	100 (35-35)	1981
	Frank Castro	100 (39-39)	1996
7	Julio De La Garza	97.4 (38-39)	2015
8	Christian Brom	97.4 (37-38)	2008
9	Julio De La Garza	97.0 (32-33)	2018
10	Neal LaHue	96.4 (27-28)	1984
	Kevin Walter	96.4 (27-28)	2001

FIELD GOAL PERCENTAGE

SEASON (min. 10 att.)

#	Name	Pct	Year
1	John Cortez	90.9 (10-11)	1995
2	Matt Stoll	90.0 (9-10)	2011
3	John Cortez	80.0 (8-10)	1994
4	Julio De La Garza	78.6 (11-14)	2016
5	Scott Schlebach	76.5 (13-17)	2006
6	Al Villalobos	75.0 (12-16)	1972
7	Matt Stoll	73.9 (17-23)	2012
8	Julio De La Garza	73.3 (11-15)	2017
9	Walter Rule	72.7 (16-22)	1985
	John Cortez	72.7 (8-11)	1993

PAT KICK PERCENTAGE

CAREER (min. 40 att.)

#	Name	Pct	Years
1	Julio De La Garza	97.5 (156-160)	2015-18
2	Christian Brom	95.9 (139-145)	2007-10
3	Walter Rule	95.3 (82-86)	1985-86
4	Neal LaHue	94.8 (109-115)	1981-84
5	Frank Castro	92.4 (97-105)	1996-98
6	Richard Hammond	91.7 (155-169)	2002-05
7	Richard Ritchie	90.7 (156-172)	1973-76
8	John Cortez	90.5 (171-189)	1992-95
9	Greg Johnson	89.7 (61-68)	1998-99
10	Matt Stoll	87.7 (93-106)	2010-13

FIELD GOAL PERCENTAGE

CAREER (min. 20 att.)

#	Name	Pct	Years
1	John Cortez	76.2 (32-42)	1992-95
2	Matt Stoll	72.3 (34-47)	2010-13
3	Julio De La Garza	70.7 (41-58)	2015-18
4	Neal LaHue	67.9 (19-28)	1981-84
5	Christian Brom	67.3 (35-52)	2007-10
6	Scott Schlebach	65.4 (17-26)	2006-07
7	Walter Rule	64.1 (25-39)	1985-86
8	Frank Castro	63.0 (17-27)	1996-98
9	Richard Hammond	62.0 (49-79)	2002-05
10	John Kardow	58.3 (14-24)	1966-68

ALL-TIME RECORDS // TEAM SINGLE-SEASON

RUSHING YARDS		PASSING YARDS		TOTAL OFFENSE PER GAME		KICK RETURN YARDS		
#	YEAR	YDS	#	YEAR	YDS	#	YEAR	YDS
1	1976	4631	1	2008	3286	1	2006	1209
2	1988	4432	2	2012	3171	2	2015	1173
3	1986	4342	3	2011	3132	3	2008	1161
4	1979	4331	4	2017	2884	4	2011	1055
5	1974	4289	5	2009	2873	5	1973	1024
6	1998	4162	6	2010	2872	6	2014	1017
7	1994	3965	7	2016	2802	7	2007	1014
8	1975	3948	8	1976	2731	8	1998	942
9	1995	3675	9	2015	2661	9	2009	934
10	1987	3635	10	2001	2634	10	1986	934
RUSHING ATTEMPTS		PASSING TOUCHDOWNS		ALL-PURPOSE YARDS		INTERCEPTIONS		
#	YEAR	ATT	#	YEAR	TDS	#	YEAR	INT
1	1979	818	1	2016	32	1	1976	42
2	1994	768	2	2008	27	2	1998	33
3	1988	742	3	2015	26	3	1988	28
4	1974	723	4	2012	25	4	1986	27
5	1976	696	5	2001	25	5	1994	26
6	1998	693	6	2011	25	6	1995	26
7	1986	689	7	1976	24	7	1974	25
8	1975	683	8	2003	23	8	1979	24
9	1987	660	9	2017	22	9	1975	23
10	1995	651	10	2018	21	10	1968	22
RUSHING TOUCHDOWNS		PASS COMPLETION PCT		POINTS SCORED		INTERCEPTIONS RETURNED FOR TD		
#	YEAR	TDS	#	YEAR	PCT (COMP-ATT)	#	YEAR	TDS
1	1988	58	1	2016	63.9 (221-330)	1	1976	6
2	1976	55	2	2009	61.4 (235-383)	2	1995	6
3	1974	48	3	2017	61.1 (264-432)	3	1988	3
	1986	48	4	2003	60.3 (182-302)	4	1986	3
	1994	48	5	2004	59.8 (177-296)	5	1998	3
6	1995	45	6	2010	59.6 (254-426)	6	1994	3
7	1998	41	7	2005	59.1 (194-328)	7	2016	2
	1975	41	8	2011	58.7 (259-441)	8	1975	2
9	1941	40	9	2018	57.8 (240-415)	9	1974	3
	1987	40	10	1976	57.8 (152-263)	10	2009	2
RUSHING YARDS PER GAME		PASSING EFFICIENCY		TOUCHDOWNS SCORED		TACKLES		
#	YEAR	AVG (GAMES)	#	YEAR	EFF	#	YEAR	TOTAL
1	1986	384.7 (11)	1	1976	168.3	1	2015	919
2	1976	356.2 (13)	2	2016	162.4	2	1998	903
3	1988	340.9 (13)	3	2003	150.7	3	2009	889
4	1979	333.2 (13)	4	2004	144.9	4	2014	882
5	1989	332.7 (10)	5	1997	144.1	5	2016	867
6	1987	330.5 (11)	6	2002	142.1	6	2003	863
7	1974	329.9 (13)	7	1975	141.3	7	2007	835
8	1975	329.0 (12)	8	1967	139.1	8	2012	810
9	1998	297.3 (14)	9	2001	138.4	9	2004	805
10	1994	283.2 (14)	10	1974	138.3	10	2008	790
PASS ATTEMPTS		PASSING YARDS PER GAME		FIELD GOALS MADE		SACKS		
#	YEAR	ATT	#	YEAR	AVG (GAMES)	#	YEAR	TOTAL
1	2012	449	1	2008	298.7 (11)	1	1998	55.5
2	2011	441	2	2011	284.7 (11)	2	2016	44.0
3	2017	432	3	2012	264.2 (12)	3	1992	43.0
4	2008	430	4	2017	262.2 (11)	4	2017	41.0
5	2010	426	5	2015	241.9 (11)	5	1997	38.0
6	2018	415	6	2001	239.5 (11)	6	2003	32.0
7	2009	383	7	2009	239.4 (12)	7	2015	29.0
8	2007	355	8	2010	239.3 (12)	8	2012	29.0
	2015	355	9	2005	237.7 (10)	9	2004	28.0
10	1970	341	10	2004	234.9 (11)	10	2011	27.0
						11	2008	27.0
						11	2001	27.0
PASS COMPLETIONS		TOTAL OFFENSE		PUNT RETURN YARDS		KICKS RETURNED FOR TD		
#	YEAR	COMP	#	YEAR	YDS	#	YEAR	TDS
1	2017	264	1	1976	7362	1	1995	3
2	2011	259	2	1994	6034	2	2008	2
3	2012	255	3	1986	5964	3	1975	2
4	2010	254	4	1974	5895	4	1986	2
5	2018	240	5	1988	5841	5	11 tied	1
6	2008	239	6	1979	5838	6	1992	1
7	2009	235	7	1998	5831	7	1960	1
8	2016	211	8	1995	5818	8	1962	1
9	2005	194	9	1975	5669	9	1997	5
10	2007	193	10	1987	5350	10	1992	5
						11	1982	5
						12	1960	4
						13	1988	4
						14	1993	3
						15	1968	3
						16	1968	3

ALL-TIME RECORDS // INDIVIDUAL & TEAM GAME RECORDS

LONGEST RUSH FROM SCRIMMAGE

#	Name (Opponent)	Yds.	Date
1	Wesley Whiten (Fort Hays State)	98	11/18/95
2	Fred Cochran (Victoria JC)	97	1925
3	Ruford Huff (N.M. Highlands)	95	9/23/72
4	Butch Pressley (at Sul Ross State)	92	11/14/59
	Kenneth Wilhite (Southwest Texas)	92	10/9/54
6	Derrick Foster (Abilene Christian)	91	11/7/98
7	Don Hightower (Trinity)	90	11/18/38
8	Greg Pitre (McMurry)	89	9/21/13
9	John McElroy (Sul Ross State)	88	11/12/60
10	Jonathan Woodson (Abilene Christian)	87	11/5/11
	Anthony Jiles (Cameron)	87	10/1/88
	Larry Collins (Western N.M.)	87	10/16/76
	Marcus Brown (Central Oklahoma)	87	10/13/84
	Robert Poole (at Sam Houston State)	87	10/20/79

LONGEST PASS COMPLETION

#	Name (Opponent)	Yds.	Date
1	Cade Dyal (at Angelo State)	99	9/30/17
2	Daniel Ramirez (at Angelo State)	95	11/8/08
	Oktay Basci (at Central Oklahoma)	95	10/14/95
4	Nate Poppel (at Valdosta State)	94	11/1/12
5	Myles Carr (at A&M-Commerce)	89	9/24/16
6	Wes Bautovich (Midwestern State)	88	10/17/98
	Mark James (Angelo State)	88	10/31/81
	Billy Garza (Central Oklahoma)	88	9/12/09
9	Abel Gonzalez (UC Davis)	87	11/17/01
10	Richard Ritchie (A&M-Commerce)	86	10/9/76

LONGEST PASS RECEPTION

#	Name (Opponent)	Yds.	Date
1	Jordan Thomas (at Angelo State)	99	9/30/17
2	Ryan Lincoln (at Angelo State)	95	11/8/08
	Karl Williams (at Central Oklahoma)	95	10/14/95
4	Robert Armstrong (at Valdosta State)	94	11/1/12
5	Jordan Thomas (at A&M-Commerce)	89	9/24/16
6	Derrick Foster (Midwestern State)	88	10/17/98
	Joe Hayes (Angelo State)	88	10/31/81
	Sherman Batiste (Central Oklahoma)	88	9/12/09
9	Eric Spencer (UC Davis)	87	11/17/01
10	Glenn Starks (A&M-Commerce)	86	10/9/76

LONGEST INTERCEPTION RETURN

#	Name (Opponent)	Yds.	Date
1	Byron Shaw (Sul Ross State)	100	10/14/72
	Emmuel Thompson (Central Oklahoma)	100	12/15/79
3	Junior Henderson (at Simon Fraser)	93	9/9/17
4	Andre Franklin (Western State)	88	11/19/94
	Kiah Johnson (Abilene Christian)	88	11/4/00
6	Pat Freeman (Texas Lutheran)	85	9/15/56
7	Alden Gilliland (Stephen F. Austin)	84	11/1/41
8	Keith Cubit (Sam Houston State)	80	9/14/96
9	Lawrence Batiste (Cameron)	79	9/29/90
10	LaTwan Shepherd (Abilene Christian)	78	11/5/88

LONGEST PUNT RETURN

#	Name (Opponent)	Yds.	Date
1	Leonard Avery (Slippery Rock)	100	9/11/76
2	Marcus Bonner (at Northern Arizona)	100	9/6/80
3	Darrell Green (A&M-Commerce)	96	11/6/82
4	Gene Greene (Corpus Christi)	93	11/25/49
5	Larry Pullin (McMurry)	90	10/26/68
6	Mauricio Leal (Southwest Texas)	89	11/18/61
7	Vernon Gillespie (at Arizona State)	86	9/25/41
8	Joe Holcomb (at Univ. of Mexico)	85	9/21/57
9	Larry Pullin (A&M-Commerce)	78	10/14/67
10	Terrance Davis (A&M-Commerce)	78	10/11/97

LONGEST KICKOFF RETURN

#	Name (Opponent)	Yds.	Date
1	Derrick Foster (East Central)	100	11/13/99
	Dwight Harrison (Southwest Texas)	100	11/18/67
	Gene Greene (Sam Houston State)	100	10/8/49
	Norman Miller (Portland State)	100	9/9/95
	Jordan Thomas (William Jewell)	100	11/8/17
6	Anthony Phillips (Angelo State)	99	11/13/93
7	Anthony Woods (at Nevada)	97	9/15/84
	George Franklin (at Abilene Christian)	97	9/27/75
	John Humphrey (Tarleton)	97	10/3/98
10	Anthony Washington (Humboldt State)	96	9/6/14

TEAM TOTAL OFFENSE

#	Date (Opponent)	Yds.	Result
1	10/2/76 (at Stephen F. Austin)	788	W, 77-7
2	10/5/68 (at Angelo State)	738	W, 44-0
3	10/20/79 (at Sam Houston State)	704	W, 49-10
4	11/13/76 (Howard Payne)	679	W, 40-0
5	10/21/95 (at West Texas A&M)	672	W, 55-17
6	11/15/75 (Howard Payne)	667	W, 48-10
7	12/3/94 (Indiana [Pa.])	659	W, 46-20
8	11/22/86 (at Angelo State)	657	W, 52-3
9	11/16/74 (at Howard Payne)	650	W, 42-19
10	10/17/87 (A&M-Commerce)	637	W, 42-20

TEAM PASSING YARDS

#	Date (Opponent)	Yds.	Result
1	11/8/08 (at Angelo State)	484	W, 38-14
2	11/17/01 (UC Davis)	457	L, 37-32
3	9/22/12 (Midwestern State)	424	L, 45-28
4	11/25/12 (Emporia State)	418	L, 45-38
5	9/20/08 (at Northeastern State)	408	W, 42-14
6	10/1/11 (A&M-Commerce)	405	W, 39-20
7	11/1/12 (at Valdosta State)	389	L, 38-31
8	11/3/07 (at Abilene Christian)	383	L, 59-31
9	9/24/16 (at A&M-Commerce)	376	L, 38-36
10	10/15/11 (at Incarnate Word)	373	W, 41-38

TEAM RUSHING YARDS

#	Date (Opponent)	Yds.	Result
1	11/20/48 (Daniel Baker)	614	W, 67-0
2	11/12/60 (Sul Ross State)	562	W, 60-21
3	9/20/80 (Saginaw Valley State)	544	W, 52-0
4	9/13/86 (at North Dakota)	534	W, 67-44
5	9/21/13 (McMurry)	529	W, 52-32
6	10/2/76 (at Stephen F. Austin)	525	W, 77-7
7	10/20/79 (at Sam Houston State)	518	W, 49-10
8	11/13/76 (Howard Payne)	507	W, 40-0
9	10/17/87 (A&M-Commerce)	499	W, 42-20
10	11/10/79 (Howard Payne)	494	W, 56-10

TEAM POINTS

#	Date (Opponent)	Pts.	Result
1	10/17/28 (Fort Brown)	84	W, 84-0
2	10/2/76 (at Stephen F. Austin)	77	W, 77-7
3	10/13/34 (at Dixie)	71	W, 71-0
4	9/25/04 (West Texas A&M)	69	W, 69-21
5	10/25/41 (East Central)	68	W, 68-0
	9/10/16 (Simon Fraser)	68	W, 68-7
7	9/13/86 (at North Dakota)	67	W, 67-44
	11/20/48 (Daniel Baker)	67	W, 67-0
9	11/5/88 (Abilene Christian)	66	W, 66-23
10	9/14/02 (Prairie View A&M)	65	W, 65-0

COMBINED POINTS

#	Date (Opponent)	Pts.	Result
1	11/14/09 (Tarleton)	113	L, 57-56**
2	9/13/86 (at North Dakota)	111	W, 67-44
3	11/5/05 (Angelo State)	105	L, 54-51*
4	9/12/87 (at Idaho State)	103	W, 52-51
	11/1/86 (West Texas A&M)	103	L, 54-49
6	11/23/02 (at Nebraska-Kearney)	98	W, 58-40
7	9/15/84 (at Nevada)	96	L, 61-35
	11/14/15 (at West Texas A&M)	96	L, 51-45
9	10/11/14 (at Tarleton)	94	L, 80-14
10	11/12/16 (at Oklahoma Panhandle State)	92	W, 53-39

*after 10T // **after 20T

ALL-TIME RECORDS // MISCELLANEOUS RECORDS & NOTES

First and Best

First Team	1925
First Opponent	10/10/25 - Breckenridge (W, 32-0)
Most Victories, Season	13-0-0, 1974
.....	13-0-0, 1976
First Conference Championship	1931, TIAA
First Undefeated Season	1962 (9-0-1)
Undefeated Seasons	1962 (9-0-1)
.....	1967 (9-0-0)
.....	1974 (13-0-0)
.....	1975 (12-0-0)
.....	1976 (13-0-0)
First Undefeated Conference Season	1931 (6-0-0)
Most Shutouts, Season	6, 1968
LSC Championships	24
Last	2009
Number of Head Coaches	11 (10 full-time)

Games

First Win	10/10/25 (32-0 vs Breckenridge)
25th Win	10/10/31 (7-0 vs Southwest Texas)
50th Win	11/22/35 (14-0 vs St. Mary's)
100th Win	10/23/48 (31-0 vs East Texas Baptist)
150th Win	9/13/58 (37-14 vs Corpus Christi)
200th Win	10/3/64 (36-0 vs Texas Lutheran)
250th Win	10/17/70 (27-0 vs Sul Ross State)
300th Win	9/25/76 (38-10 vs Abilene Christian)
350th Win	11/21/81 (21-14 at Southwest Texas)
400th Win	11/26/88 (34-15 vs UT Martin)
450th Win	11/26/94 (21-16 vs Portland State)
500th Win	10/2/04 (31-13 vs A&M-Commerce)
550th Win	9/1/12 (16-13 vs Central Washington)
Longest Winning Streak	42 games
Streak Start	11/17/73 (49-10 vs Southwest Texas)
Streak End	10/1/77 (28-13 vs Texas Southern)
Days	1,415
Longest Unbeaten Streak	46 games
Streak Start	11/17/73 (49-10 vs Southwest Texas)
Streak End	10/29/77 (35-7 vs Angelo State)
Days	1,443

Scoring

Consecutive Games Scored	258
Streak Start	9/29/84 (W, 17-13 vs Texas Southern)
Streak End	9/30/06 (L, 51-31 vs West Texas A&M)
Number of Times Shutout	59
Last	10/4/14 (L, 31-0 vs Eastern New Mexico)
Consecutive Games Shutout	3, twice
Last Streak Start	9/21/46 (L, 27-0 at Howard Payne)
Last Streak End	10/12/46 (L, 34-0 at Houston)
Number of Shutouts	126
Last	9/18/10 (W, 21-0 vs A&M-Commerce)
Consecutive Shutouts	4
Streak Start	10/30/26 (W, 19-0 vs Victoria JC)
Streak End	10/22/27 (W, 14-0 vs Edinburg)
Most Points Allowed, Season	464, 2014
Fewest Points Allowed (min. four games)	19, 1927
Fewest Points Allowed (min. eight games)	39, 1933
Most Points Scored, Season	581, 1976
Highest Average Margin of Victory	35.8, 1976
Highest Average Margin of Defeat	-33.2, 2014
Fewest Points Scored, Season	52, 1946
Most Points Per Game	44.7, 1976
Fewest Points Per Game	6.5, 1946